

Bi-Directional Door Gap Seal Kit Installation Instructions

Covers Part Numbers:

Gap Width	Part Numbers			
	42U	45U	48U	50U
1" to 1.75" (25.4 mm to 44.45 mm)	10163-421	10163-451	10163-481	10163-501
1.75" to 3.5" (44.45 mm to 88.9 mm)	10163-422	10163-452	10163-482	10163-502
3.5" to 4.5" (88.9 mm to 114.3 mm)	10163-423	10163-453	10163-483	10163-503
4.5" to 6.5" (114.3 mm to 165.1 mm)	10163-424	10163-454	10163-484	10163-504
6.5" to 8.5" (165.1 mm to 215.9 mm)	10163-425	10163-455	10163-485	10163-505

Bi-Directional Door Gap Seal Kit shipping carton contains:

(2) Short Rigid PVC Extrusions

(2) Long Rigid PVC Extrusions

(4) Flexible Seals

(1) Double-sided Tape

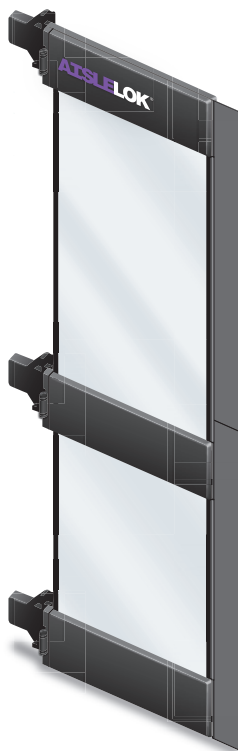
Note: 10163-XX1 Kits will contain:

(1) Short Rigid PVC Extrusions

(1) Long Rigid PVC Extrusions

(2) Flexible Seals

(1) Double-sided Tape



Installation Instructions:


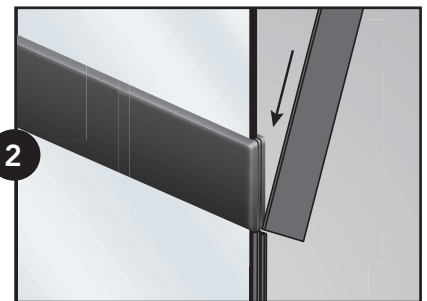

AisleLok[®] Bi-Directional Door Gap Seal Kit

The AisleLok[®] Bi-Directional Door Gap Seal Kit is designed to be added directly to the AisleLok[®] Bi-Directional Doors when installed, without the need to remove them or use any tools.

To mount the seal kits to the doors follow these basic steps:

1. Remove all the components from the AisleLok[®] Bi-Directional Door Gap Seals shipping packaging and identify the short rigid PVC extrusion. Install this on the bottom section of the door between the two black door panels, by forcing the wider edge of the rigid PVC extrusion over the black aluminum extrusion on the AisleLok[®] Bi-Directional Door. Continue to push the rigid PVC extrusion on and adjust if necessary, so that it completely seats over the existing aluminum extrusion.
2. Slide one of the flexible seals (they are all the same) into the open channel of the short rigid PVC extrusion just mounted in Step 1. Continue to slide the seal all the way down until it is even with the bottom of the black cross panel on the door. When done properly, you will have a short amount of unsupported seal protruding above the short rigid PVC extrusion.
3. Insert the wider opening of the long rigid PVC extrusion over the top half door section, black aluminum door extrusion. At the same time, insert the unsupported top portion of the flexible seal from Step 2 into the smaller channel of the long rigid PVC extrusion. Continue to seat the long rigid PVC over the existing black aluminum door extrusion. When installed properly the long rigid PVC extrusion should fit nicely between the top and middle black door cross panels.
4. Slide another one of the flexible seals into the open channel of the long rigid PVC extrusion just mounted in Step 3. Continue to slide the seal all the way down until it butts up with the first flexible seal installed in Step 2. The seals should now end evenly with the top and bottom of the door.
5. (optional) Short lengths of double side tape are provided to secure the top and bottom of the seals to the top and bottom of the door. Adhere between the seal and the door panel. This will eliminate any potential undesired seal movement.

For -XX2 thru -XX5 SKUs, repeat for the other door. -XX1 SKUs only require the seal on one door.



Installation Guide

Limited Warranty

Upsite Technologies, Inc. (the *Company*) warrants to the original purchaser that products delivered hereunder will be free of defects in materials and workmanship for a period of twelve (12) months from the date of purchase (the "Warranty Period").

The *Company* shall, at its option, within the Warranty Period, either repair or replace free of charge, any product or part thereof found, upon the *Company's* inspection, to be defective in materials and workmanship, and will return the repaired or replaced product to the purchaser at *Company's* expense.

For warranty service and shipping instructions, contact the *Company* at the telephone number shown below. If the product is under warranty and the defect appears to be covered by this Limited Warranty, the *Company* will issue to the purchaser a Notice of Authorization For Warranty Return. Products returned to the *Company* for warranty service must be accompanied by a statement of defect, the Notice of Authorization for Warranty Return provided by the *Company*, and proof of purchase.

This Limited Warranty is conditioned on the following:

1. The *Company* must be notified within 12 months of purchase and have been given the opportunity of inspection by return of any alleged defective product free and clear of all liens and encumbrances to the *Company* or its manufacturer; and
2. The product must not have been abused, misused, or improperly maintained, and/or non-Upsite authorized repair performed during such period; and
3. Such defect has not been caused by corrosion or exposure to other than ordinary wear and tear; and
4. The installation and use of the product has been in accordance with the manufacturer's instructions and not been modified or customized to include but not limited to cut, resized, burned, glued, bent, re-shaped, disassembled, attachments added to, improperly installed or used in a manner other than intended.

The company makes no other express or implied warranty or representation of any kind whatsoever including any warranty of merchantability or fitness for a particular purpose and all such other warranties are hereby included.

The *Company's* maximum liability hereunder is limited to the purchase price of the product. In no event shall the *Company* be liable for any consequential, indirect, incidental, or special damages of any nature arising from the sale or use of the product, whether based in contract, tort, strict liability, or otherwise.

Note: Some jurisdictions do not allow limitations on incidental or consequential damages or how long an implied warranty lasts, so that the above limitations may not fully apply. This warranty gives specific legal rights and you may also have other rights which may vary from jurisdiction to jurisdiction.

For complete warranty and repair information Call (888) 982-7800 or visit upsite.com

U.S. and International Patents Pending



Designer and Manufacturer

888.982.7800

www.upsite.com