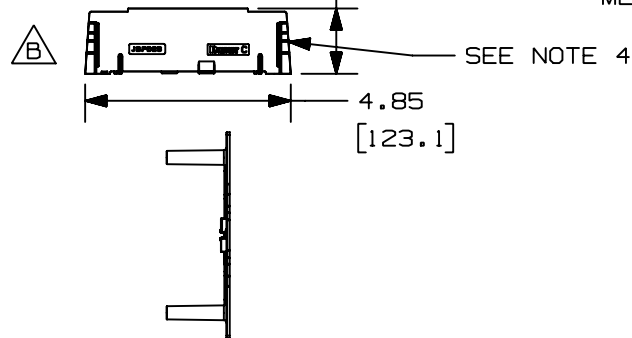
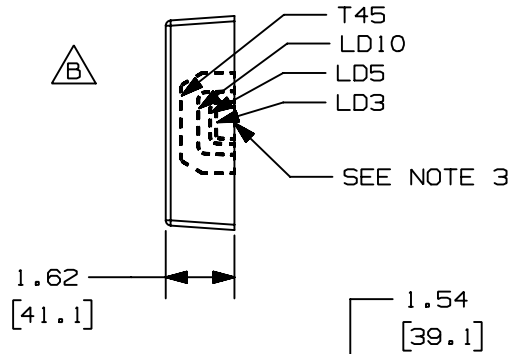
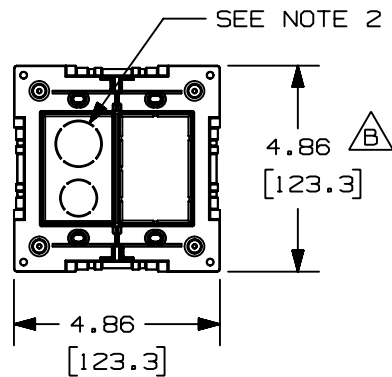
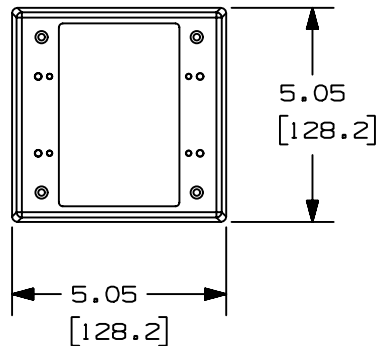


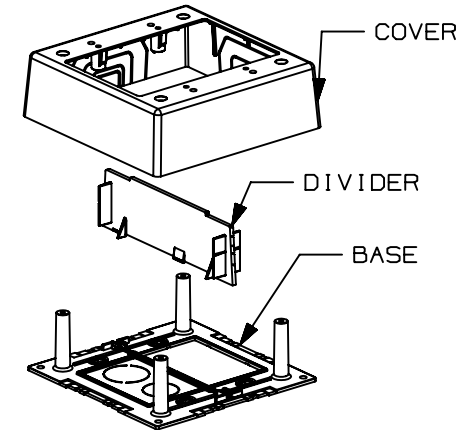
THIS COPY IS PROVIDED ON A RESTRICTED BASIS AND IS NOT TO BE USED IN ANY WAY DETRIMENTAL TO THE INTERESTS OF PANDUIT CORP.



PANDUIT P/N	WEIGHT
JBP2S	2.7 LB/10 PCS (1210 g/10 PCS)

NOTES:

1. SEE CURRENT CATALOG FOR ADDITIONAL PART SUFFIXES TO INDICATE COLOR AND OR PACKAGE QUANTITY.
2. CONCENTRIC BREAKOUTS TO ACCOMMODATE CONDUIT SIZES OF 1/2", AND 3/4" DIAMETERS.
3. BREAKOUTS ARE PROVIDED ON ALL FOUR SIDES OF COVER.
4. DIVIDER PROVIDES POWER AND DATA SEPARATION IMMEDIATELY FROM RACEWAY.
5. DIMENSIONS IN PARENTHESES ARE IN METRIC.



CAD FILENAME/LAYERS D35677BE_DC_JBP2S_02A.PRT

PANDUIT

CORP. TINLEY PARK, ILLINOIS

PAN-WAY 2 GANG SHALLOW JUNCTION
BOX WITH DIVIDER WALL (JBP2S)
CUSTOMER DRAWING

UNLESS OTHERWISE SPECIFIED,
DIMENSIONAL TOLERANCES ARE:
(.X) ± (.XXX) ±
(.XX) ± .03 (.8) ANGLES ±

UNLESS OTHERWISE SPECIFIED,
ALL DIMENSIONS ARE GIVEN
IN INCHES, THIRD ANGLE PROJECTION.

DRAWN BY

DW

MAT'L:

BASE=

COVER=

DIVIDER=

PVC

PVC

POLYSTYRENE

SCALE

NONE

DRAWING NO.

35677-05

DWG

SIZE

2	01-12-00	JHNU	HIW	B. REVISED GEOMETRY FOR T45 BREAKOUT	35677-05	HIW	HIW		
1	12-21-98	DW	HIW	A. MATERIAL WAS ABS/PC.	35677-05	HIW	HIW		
R	10-28-97	DW	HIW	RELEASED TO PRODUCTION.	35677-05	HIW	HIW		
REV	DATE	BY	CHK	DESCRIPTION	ECN	CHK	CUST	SUP	