

# BLADEPATCH™ 6 UTP

Siemon's BladePatch patch cord offers a unique solution for high-density patching environments. It features an innovative push-pull boot design to control the latch, enabling easy access and removal of the cord in tight-fitting areas. The BladePatch cord is ideal for patching high density blade servers, patch panels, or any equipment with RJ-45 outlets.

Combine the BladePatch with Siemon's MAX® 6 modules and HD® 6 patch panels for a complete Category 6 channel solution. All Siemon BladePatch modular cords are assembled using premium stranded cable that meets all category 6 specifications. These cords are also backwards compatible with lower category connecting hardware.


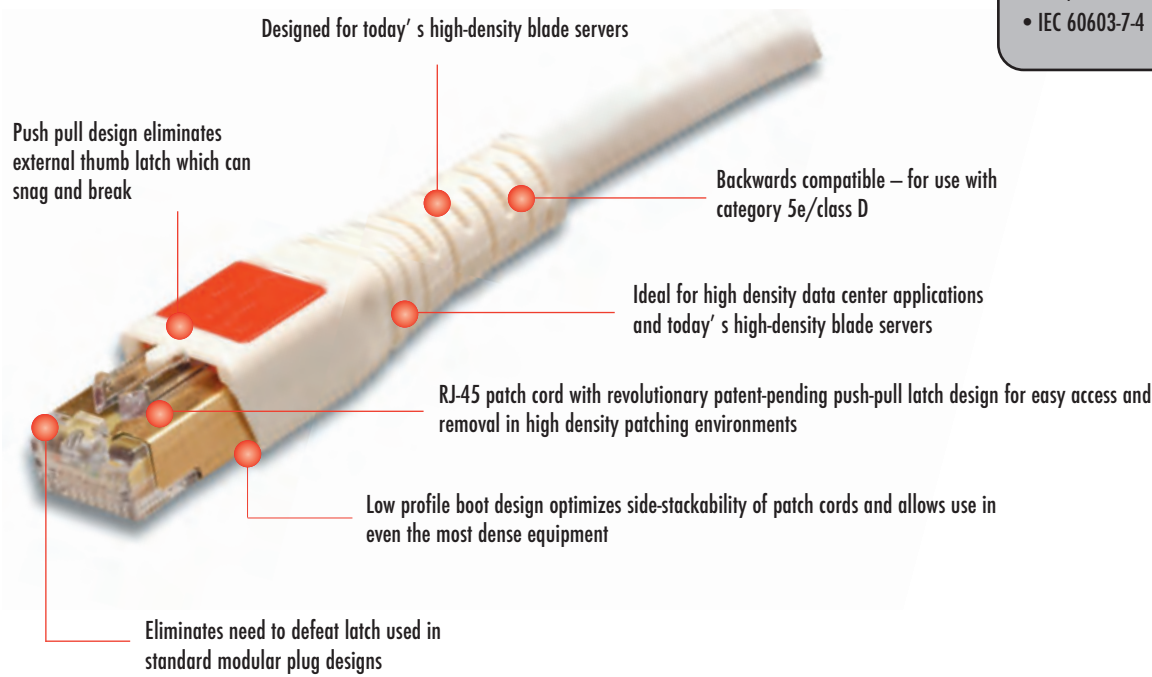


PATENTED

### STANDARDS COMPLIANCE

- ANSI/TIA-568-C.2
- ISO/IEC 11801
- IEEE 802.3af (PoE)
- IEEE 802.3at (PoE+)
- IEC 60603-7
- ANSI/TIA 1096-A
- IEC 60603-7-4


PATCH CORDS, PLUGS & CABLE



# PRODUCT INFORMATION

ELECTRICAL	
Contact Resistance	20 mΩ
Input to Output DC Resistance	200 mΩ
Min. Dielectric Withstand Voltage (contact to contact)	1000 V DC or AC peak
Insulation Resistance	500 mΩ
Compatibility	Backwards to cat 5e
Current Rating @ 25° C	1.5 A
Power over Ethernet	Suitable for PoE and PoE+
MECHANICAL – GENERAL	
Operating Temperature	-10 to 60 °C, (14 to 140 °F)
Flammability Rating	UL 94 - V0
Green Features	RoHS, lead-free, halogen-free, PVC free
Contact Materials	Copper alloy with contact plating of 50 micro inches gold or equivalent
Plastic Materials	Flame retardant thermoplastic
Marking	P/N, length, performance level, QC
MECHANICAL – PLUG	
Number of Plug Insertion Cycles	750
Min. Plug Retention Force	50N
Plug Compatibility	Compatible with RJ45 outlets

MECHANICAL – CABLE (STRANDED)	
Wire Size Range (nominal)	24 AWG 7x34 Stranded tinned copper
Cable Construction	UTP
Cable O.D. (nominal)	5.8mm (0.22 in.)
Wiring	T568A/B
Jacket Type	CMG
Bend Radius	25mm (1.0 in.)



### BladePatch™:

BP6-(XX)(X)-(XX).....Category 6 UTP BladePatch, RJ45 patch cord with push-pull latching design, color matching cord/boot, T568A/B

Use 1st (XX) to specify cord length: (Ex. 03)  
 Use (X) to specify units: Blank = Feet, M = Meters  
 Use 2nd (XX) to specify color:  
 01 = black, 02 = white, 03 = red, 04 = gray, 05 = yellow,  
 06 = blue, 07 = green, 08 = violet, 09 = orange

**B** Add "B" for bulk project pack of 100 modular cords

Because we continuously improve our products, Siemon reserves the right to change specifications and availability without prior notice.

BladePatch™, MAX® and HD® are trademarks of Siemon

### For related product information request Spec Sheet(s):

HD6 Patch Panels (PROD-SS-HD6)

**Worldwide Headquarters  
North America**  
 Watertown, CT USA  
 Phone (1) 860 945 4200 US  
 Phone (1) 888 425 6165

**Regional Headquarters  
EMEA**  
 Europe/Middle East/Africa  
 Surrey, England  
 Phone (44) 0 1932 571771

**Regional Headquarters  
Asia/Pacific**  
 Shanghai, P.R. China  
 Phone (86) 21 5385 0303

**Regional Headquarters  
Latin America**  
 Bogota, Colombia  
 Phone (571) 657 1950