

S110® CONNECTION SYSTEM

Siemon's S110 field termination blocks combine category 5e performance with unparalleled installation features and are ideal for use in cross-connect and consolidation point applications. Each kit includes adequate connecting blocks to complete each 25-pair termination strip on the S110 wiring block (e.g. S110AB2-100FT includes five 4-pair and one 5-pair connecting block per 25-pair termination strip or a total of twenty 4-pair and four 5-pair connecting blocks).

25-, 50-, 75-, and 100-pair blocks are available without legs for mounting directly to walls. If cable routing is required behind the blocks, 50-, 100-, 200- and 300-pair sizes are available with mounting legs. The 50- and 100-pair sizes offer detachable mounting legs to assist in routing cables behind blocks during and after installation.




PATENTED

160 MHz

*S110 Blocks mated to S110P4 Patch Plugs deliver component and channel performance to 160 MHz**

110 PRODUCTS

Colored laser printable labels are available




Rugged high impact, flame-retardant polycarbonate

Termination strips on the base are notched and divided into 5-pair increments. Connecting blocks are color-coded

Ideal for use in cross-connect and consolidation point applications

Compliant with the category 5e component, permanent link and channel requirements of ANSI/TIA/EIA-568-B.2.
Compliant with the category 5 component and class D permanent link and channel requirements of ISO/IEC 11801 Ed2:2002



Patented openings between rows allow horizontal cables to be routed from behind the panel and enter the block from the rear, helping to maintain cable geometry and cable jacket up to the point of termination ensuring optimum category 5e performance

Designation strips with interchangeable colored labels can be mounted in the center and/or outside positions of the wiring block

Another patented Siemon innovation allows 50- and 100-pair wiring blocks to be detached from their mounting legs providing easy access to cables before, during or after installation

**Performance from 100-160 MHz based upon extrapolated TIA/EIA limits*

S110® Field Termination Kits:



Complete S110 installation kits are available which include S110 wiring blocks with detachable legs*, S110 connecting blocks, and label holders with white designation labels.

*Legs detachable on 50- and 100-pair version only.

S110A(X)1-50FT50-pair S110 field termination kit
S110A(X)2-100FT ..100-pair S110 field termination kit
S110A(X)2-300FT ..300-pair S110 field termination kit

Use (X) to specify the connecting blocks:

A = S110C-5, 5-pair connecting blocks

B = S110C-4, 4-pair connecting blocks

S110 Wiring Blocks Without Legs:



S110DW1-2525-pair, S110 wiring block
S110DW1-5050-pair, S110 wiring block
S110DW2-100100-pair, S110 wiring block

S110® Wiring Blocks With Legs:



S110AW1-5050-pair, S110 wiring block with legs
S110AW2-100100-pair, S110 wiring block with legs
S110AW2-200200-pair, S110 wiring block with legs
S110AW2-300300-pair, S110 wiring block with legs

Because we continuously improve our products, The Siemon Company reserves the right to change specifications and availability without prior notice.

S110® and Tap® are trademarks of Siemon

The Americas

Watertown, CT USA
Phone (1) 860 945 4200

Europe/Middle East/Africa

Surrey, England
Phone (44) 0 1932 571771

Asia/Pacific

Shanghai, P.R. China
Phone (86) 21 6390 6778

S110 Connecting Blocks:

S110C-2A2-pair connecting block, blue/orange
S110C-33-pair connecting block, blue/orange/green
S110C-44-pair connecting block,
blue/orange/green/brown
S110C-55-pair connecting block
blue/orange/green/brown/slate



S110C-2A



S110C-3

S110 Designation Label Sheets:

S110-SHT-(X)*2-,3-,4-,5-pair colored designation labels
(package of 6)

Use (X) to specify color: 2 = white, 3 = red, 4 = gray,
5 = yellow, 6 = blue, 7 = green, 8 = violet, 9 = orange

S110-HLDRClear plastic label holders, bag of (6)

*Visit our web site or contact our Technical Support Department for labeling software

S110 Covers:

S110-CVR-50-(XX)50-pair cover for S110 block

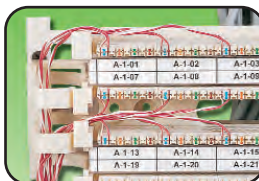
S110-CVR-100-(XX)100-pair cover for S110 block

Use (XX) to specify color: 00 = clear, 01 = black, 20 = ivory

S100A2 Wire Manager:

S100A2Snap on S110 wire manager, white

S100A2-01Snap on S110 wire manager, black



Wall Mount S110 Cable Managers:

S110B1RMSWhite cable manager without legs, 1 RMS

S110B2RMSWhite cable manager without legs, 2 RMS

S110A1RMSWhite cable manager with legs, 1 RMS

S110A2RMSWhite cable manager with legs, 2 RMS

Note: 1 RMS = 44.5mm (1.75 in.)



S110B1RMS



S110B2RMS

For related product information request Spec Sheet(s):

S110 Tap® Test Adapter (PROD-SS-TAP)

S110 Disconnect System (PROD-SS-10T)

S110 Category 5e Modular Jack Panel (PROD-SS-10J)

S110 Rack Mount Series (PROD-SS-10W)

S110 Category 5e Patch Plug (PROD-SS10P)