

MODELS:

SR42UW / SR42UWEXP

SmartRack™ Premium Rack Enclosure



42 Rack Units



3000 lb
Stationary
Load Capacity



2250 lb
Rolling
Load Capacity



Heavy-Duty
Casters



Locking Doors &
Side Panels



Standard
19-inch
Rack Width



Toolless
Mounting Slots



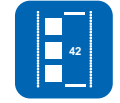
Adjustable
Rails with
Easy-View
Depth Index



Airflow
Exceeds
Server OEM
Requirements



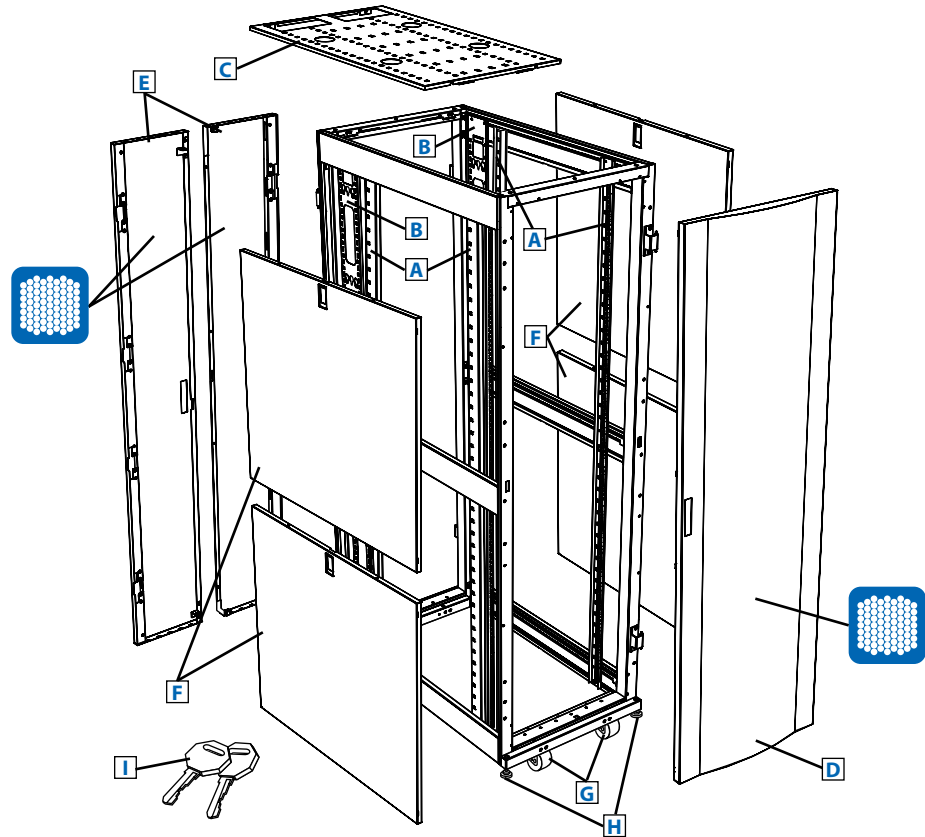
Integrated
Latching Tabs



Square Hole
Mounting

- A** Adjustable Mounting Rails
- B** Adjustable PDU Mounting Rails with Toolless Mounting Slots
- C** Roof Panel (Removable)
- D** Front Door (Lockable/Removable/Reversible)
- E** Split Rear Doors (Lockable/Removable)
- F** Side Panels (Lockable/Removable; not included with SR42UBEXP.)
- G** Heavy-Duty Casters
- H** Heavy-Duty Levelers
- I** Keys (For doors and side panels.)

Also Includes: Owner's manual, 2 shipping/stabilizing brackets and rackmount equipment mounting hardware (50 cage nuts, 50 mounting screws, 50 nylon cup washers).



Specifications

Model	SR42UW
Rack Spaces	42U
Stationary Load Capacity	3000 lb (1363 kg)
Rolling Load Capacity	2250 lb (1022 kg)
Unit Dimensions (H x W x D)	78.5 x 23.63 x 43 in (1994 x 600 x 1092 mm)
Shipping Dimensions (H x W x D)	84.5 x 27.75 x 47 in (2146 x 705 x 1194 mm)
Unit Weight	281 lb (127.7 kg)
Shipping Weight	304 lb (138.2 kg)
Certifications	TIA/EIA-310-D Compliant (Accommodates all standard 19-inch rackmount equipment regardless of vendor.)
Model	SR42UWEXP (Identical to SR42UW without side panels.)
Unit Weight	203 lb (92.3 kg)
Shipping Weight	226 lb (102.7 kg)

Tripp Lite has a policy of continuous improvement. Specifications are subject to change without notice.



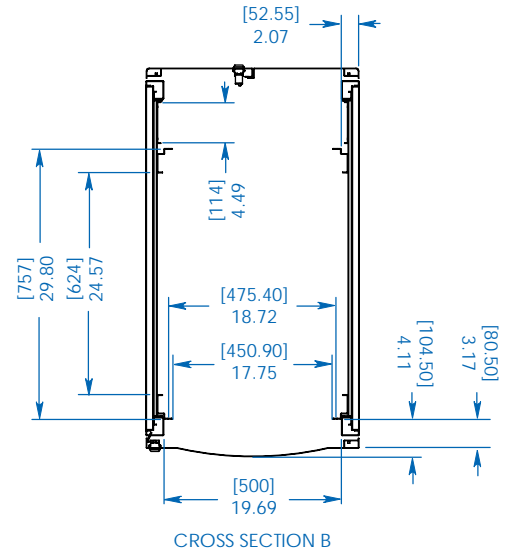
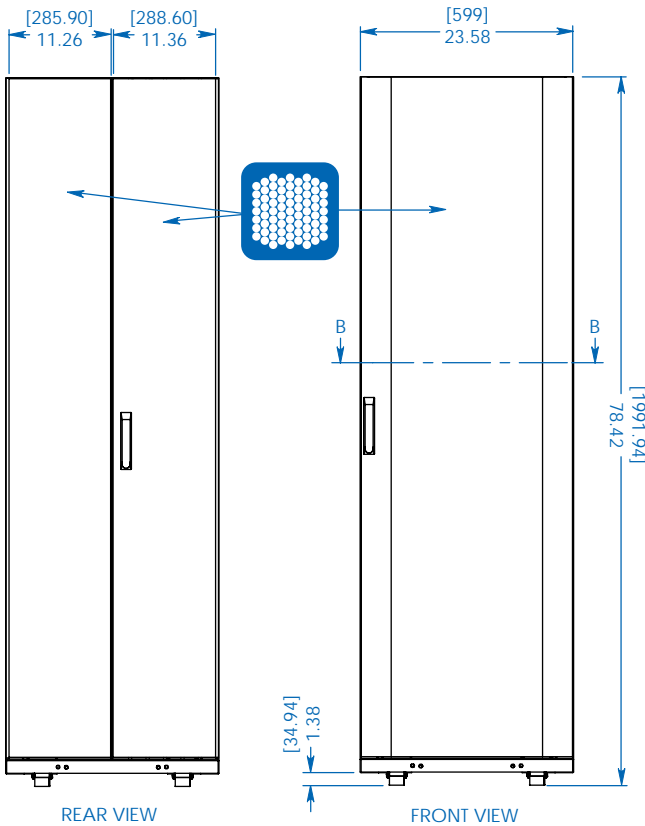
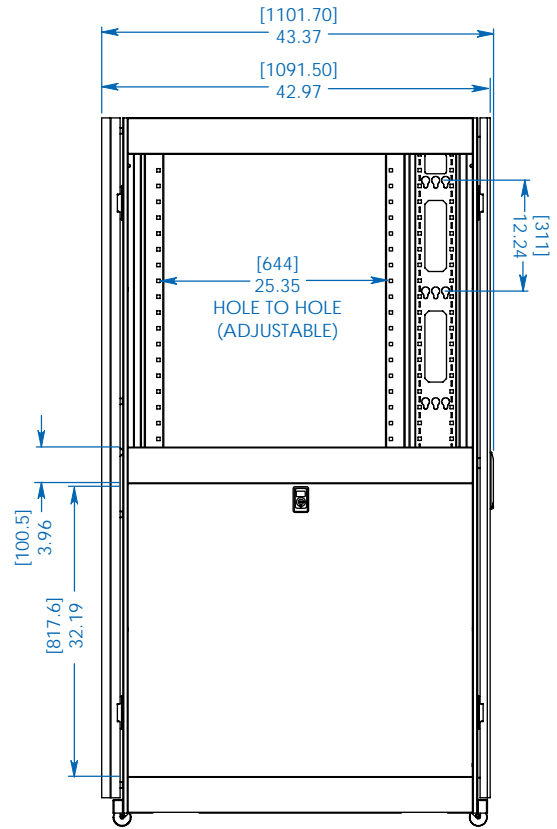
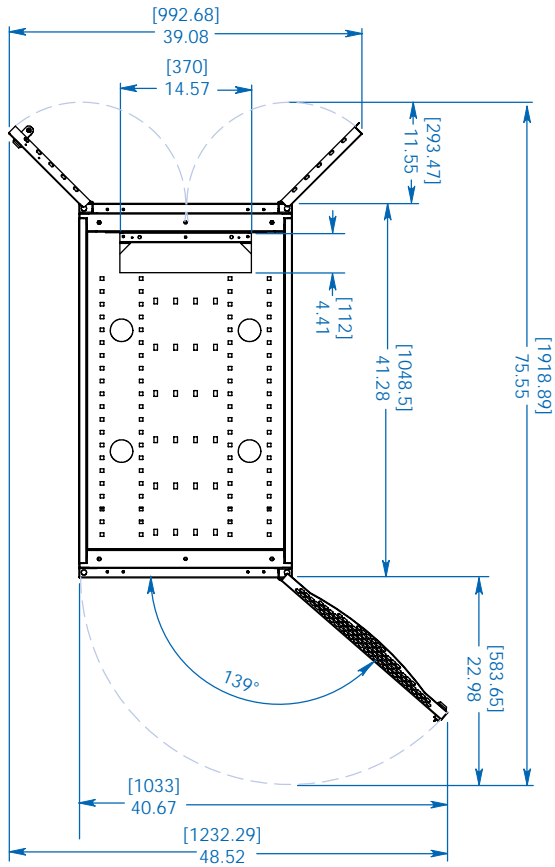
- Enclosures ship fully assembled for rapid deployment, but can be knocked down for easy reassembly in confined spaces
- Modular design optimized for quick configuration and reconfiguration
- Ideal for rackmount server, network and telecom applications

SEE NEXT PAGE FOR DETAILED UNIT MEASUREMENTS



1111 W. 35th Street
Chicago, IL 60609 USA
773.869.1234
www.tripplite.com

Also Available: Shock pallet models with special packaging to facilitate equipment pre-installation and reshipment to final site. Heavy-duty shock pallet holds up to 1250 lb (568 kg), including the weight of the enclosure and pre-installed equipment. Add "SP1" to model numbers above to order shock pallet models.

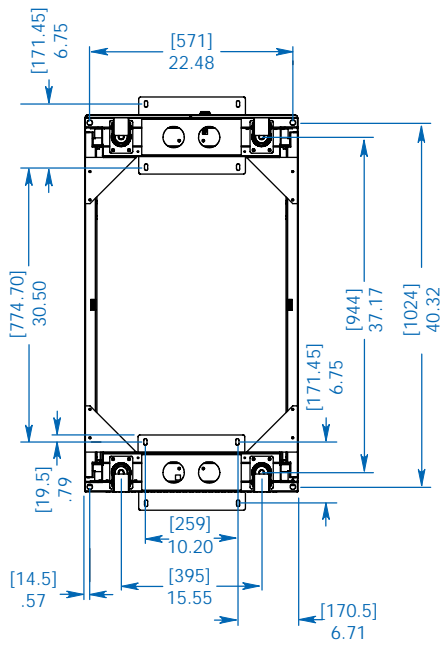


MODELS:
SR42UW
SR42UWEXP

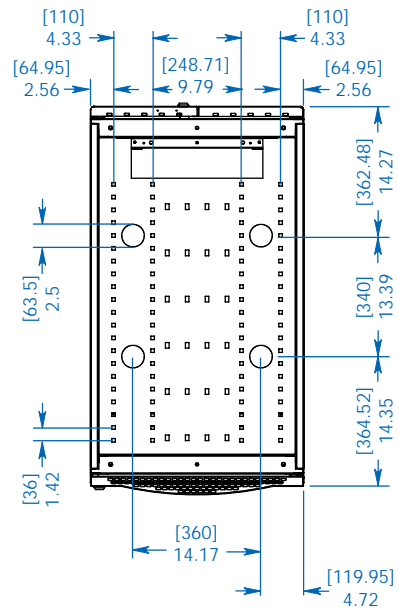


Dimensions: [mm] INCHES

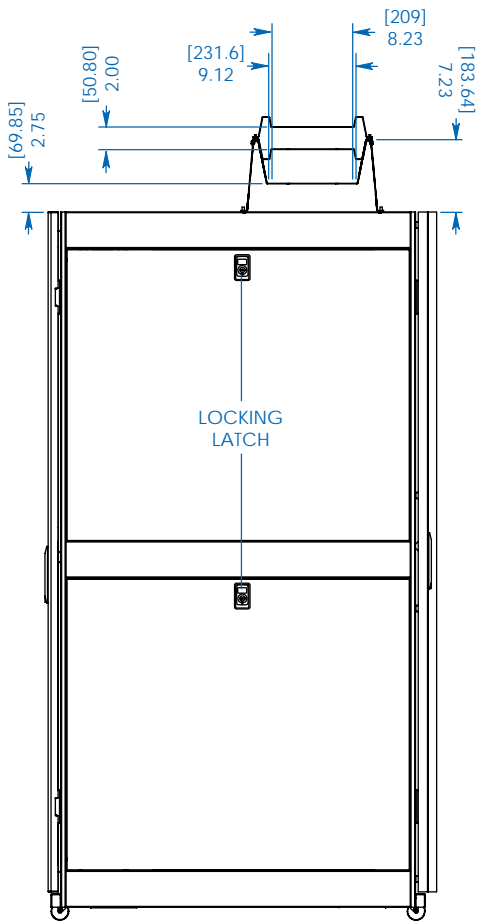
Tripp Lite has a policy of continuous improvement. Specifications are subject to change without notice.



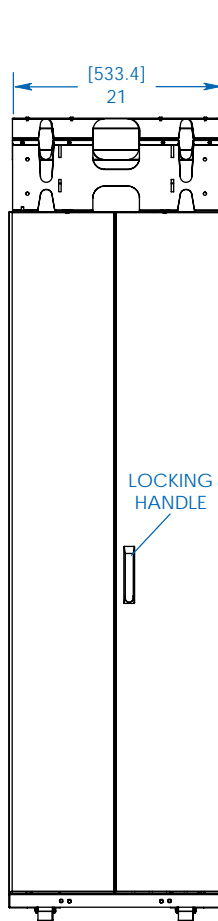
BOTTOM VIEW



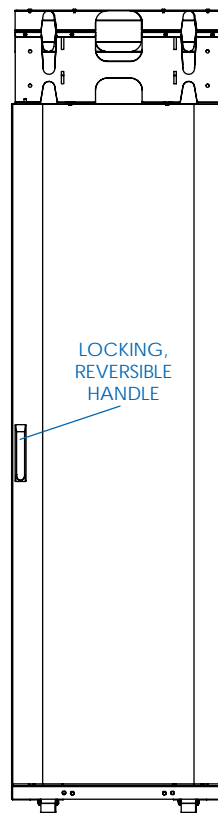
TOP VIEW



SIDE VIEW



REAR VIEW



FRONT VIEW

OPTIONAL SRCABLETRAY AND SRCABLETRAYEXP CABLE MANAGEMENT ACCESSORIES SHOWN (MOUNTING POSITION ADJUSTS TO ACCOMMODATE A WIDE RANGE OF APPLICATIONS)

MODELS:
SR42UW
SR42UWEXP



1111 W. 35th Street
Chicago, IL 60609 USA
773.869.1234
www.tripplite.com

Dimensions: [mm] INCHES

Tripp Lite has a policy of continuous improvement. Specifications are subject to change without notice.