



TECHNICAL

Practice


TELECOM SOLUTIONS FOR THE 21ST CENTURY

PRX-3-MK-GNP
PRX-3-MK-VEGNP
PRX-3 Mounting Kits

November 27, 2011

Gooseneck Pedestal Mounting Kits for the PRX-3 Proximity Card Reader

The model **PRX-3-MK-GNP** is a mounting kit for attaching the **PRX-3** proximity card reader to a **VE-GNP** gooseneck pedestal. The model **PRX-3-MK-VEGNP** is a mounting kit for attaching the **PRX-3** proximity card reader and a **VE-5x5**, **VE-6x7** or **VE-5x10** (surface mount entry phone box) to a **VE-GNP** gooseneck pedestal. Both kits include the required mounting hardware and have mounting plates made from durable 3/8 inch thick black UV stable textured ABS plastic. The **PRX-3-MK-VEGNP** also comes with a gasket for sealing the back side of the VE surface mount box.



PRX-3-MK-GNP



PRX-3 shown with
VE-GNP pedestal and
PRX-3-MK-GNP
mounting kit



PRX-3-MK-VEGNP



PRX-3 shown with
VE-GNP pedestal,
PRX-3-MK-VEGNP
mounting kit and
K-1700-3 with
VE-6x7

Features

- **PRX-3-MK-GNP** allows the **PRX-3** to be mounted directly to a Viking **VE-GNP** gooseneck pedestal
- **PRX-3-MK-VEGNP** allows the **PRX-3** and a Viking entry phone (with surface mount box) to be mounted directly to a Viking **VE-GNP** gooseneck pedestal
- **PRX-3-MK-VEGNP** mounting plate can be mounted horizontally or vertically to allow the **PRX-3** to be positioned on the left, right, top or bottom of the entry phone with **VE-5x5** or **VE-6x7** surface mount box
- Mounting plates are made from durable 3/8 inch thick black UV stable textured ABS plastic
- Mounting hardware is included with each kit
- **PRX-3-MK-VEGNP** kit also provides a gasket for sealing the back side of the VE surface mount box

Applications

- Parking control, gate access, turnstiles, etc.
- **PRX-3-MK-GNP** is compatible with **PRX-3** and **VE-GNP** series gooseneck pedestals (see DOD# 228 and DOD# 424)
- **PRX-3-MK-VEGNP** is compatible with **PRX-3**, **VE-5x5**, **VE-6x7**, **VE-5x10** and **VE-GNP** series gooseneck pedestals (see DOD# 228 and DOD# 424)

Specifications

PRX-3-MK-GNP Dimensions: 208mm x 152mm x 10mm (8.2" x 6.0" x 0.38")

PRX-3-MK-VEGNP Dimensions: 348mm x 152mm x 10mm (13.7" x 6.0" x 0.38")

PRX-3-MK-GNP Shipping Weight: 0.37 kg (0.81 lb)

PRX-3-MK-VEGNP Shipping Weight: 0.54 kg (1.2 lb)

Environmental: -40° C to 65° C (-40° F to 150° F) with up to 100% humidity

Included Hardware: (4) 1/4-20 x 1" carriage bolts, (4) 1/4-20 nylock nuts, (4) 6-32 x 1.25" flathead screws

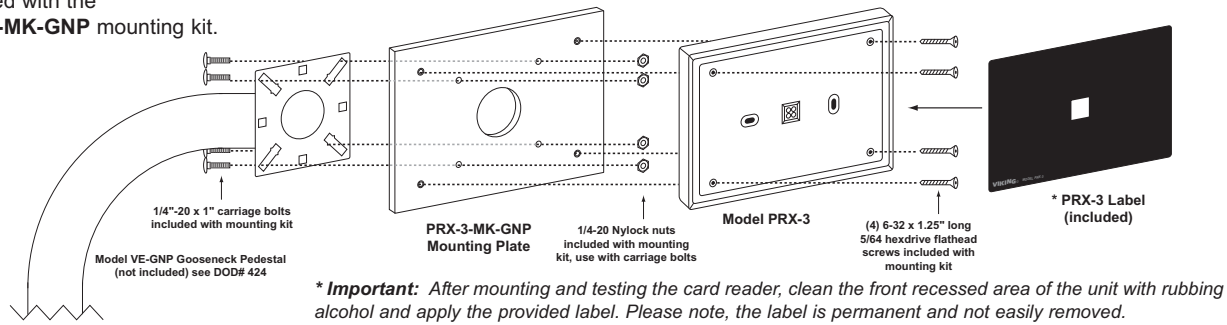
Phone...715.386.8861

<http://www.vikingelectronics.com>

Installation

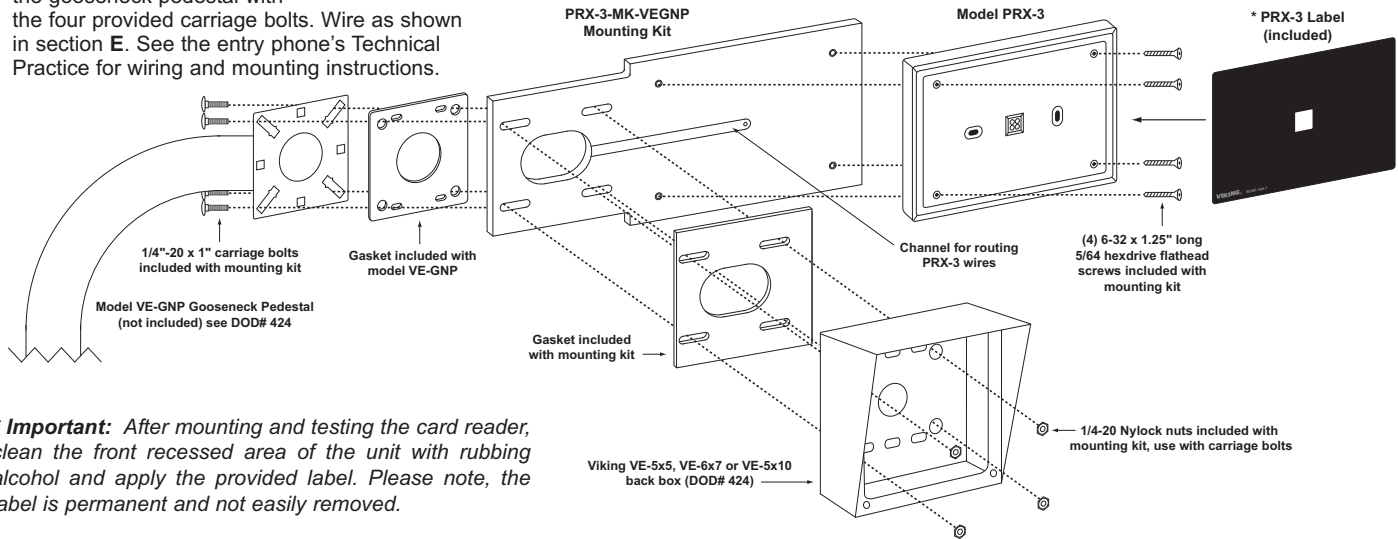
A. Mounting the PRX-3 to a Gooseneck Pedestal Using the PRX-3-MK-GNP Mounting Kit

Drill out the four holes in the outer corners of the **PRX-3** with an 11/64" drill bit. Attach the **PRX-3-MK-GNP** mounting plate to the Gooseneck pedestal with the four provided carriage bolts. Wire as shown in section E then fasten the unit to the mounting plate with the 6-32 x 1.25" long flathead screws provided with the **PRX-3-MK-GNP** mounting kit.



B. Mounting the PRX-3 and a Viking Entry Phone to a Gooseneck Pedestal Using the PRX-3-MK-VEGNP Mounting Kit

Drill out the four holes in the outer corners of the **PRX-3** with an 11/64" drill bit. Adhere the gasket provided with the Viking gooseneck pedestal, centering on the **VE-GNP** mounting plate. Fasten the **PRX-3** to the mounting plate with the 6-32 x 1.25" long flathead screws provided with the **PRX-3-MK-GNP** mounting kit. The **PRX-3-MK-VEGNP** mounting plate can be mounted horizontally or vertically to allow the **PRX-3** to be positioned on the left, right, top or bottom of the entry phone with a **VE-5x5** or **VE-6x7** surface mount box. The plate can only be mounted on the left, right or top when using a **VE-5x10** surface mount box. Attach the **PRX-3-MK-VEGNP** mounting plate and the **VE-Series** (**VE-5x5**, **VE-6x7** or **VE-5x10**) back box to the gooseneck pedestal with the four provided carriage bolts. Wire as shown in section E. See the entry phone's Technical Practice for wiring and mounting instructions.



*** Important:** After mounting and testing the card reader, clean the front recessed area of the unit with rubbing alcohol and apply the provided label. Please note, the label is permanent and not easily removed.

IF YOU HAVE A PROBLEM WITH A VIKING PRODUCT, PLEASE CONTACT: VIKING TECHNICAL SUPPORT AT (715) 386-8666

Our Technical Support Department is available for assistance Monday 8am - 4pm and Tuesday through Friday 8am - 5pm central time. So that we can give you better service, before you call please:

1. Know the model number, the serial number and what software version you have (see serial label).
2. Have your Technical Practice in front of you.
3. It is best if you are on site.

RETURNING PRODUCT FOR REPAIR

The following procedure is for equipment that needs repair:

1. Customer must contact Viking's Technical Support Department at 715-386-8666 to obtain a Return Authorization (R.A.) number. The customer MUST have a complete description of the problem, with all pertinent information regarding the defect, such as options set, conditions, symptoms, methods to duplicate problem, frequency of failure, etc.
2. Packing: Return equipment in original box or in proper packing so that damage will not occur while in transit. Static sensitive equipment such as a circuit board should be in an anti-static bag, sandwiched between foam and individually boxed. All equipment should be wrapped to avoid packing material lodging in or sticking to the equipment. Include ALL parts of the equipment. C.O.D. or freight collect shipments cannot be accepted. Ship cartons prepaid to: **Viking Electronics, 1531 Industrial Street, Hudson, WI 54016**
3. Return shipping address: Be sure to include your return shipping address inside the box. We cannot ship to a PO Box.
4. RA number on carton: In large printing, write the R.A. number on the outside of each carton being returned.

RETURNING PRODUCT FOR EXCHANGE

The following procedure is for equipment that has failed out-of-box (within 10 days of purchase):

1. Customer must contact Viking's Technical Support at 715-386-8666 to determine possible causes for the problem. The customer MUST be able to step through recommended tests for diagnosis.
2. If the Technical Support Product Specialist determines that the equipment is defective based on the customer's input and troubleshooting, a Return Authorization (R.A.) number will be issued. This number is valid for fourteen (14) calendar days from the date of issue.
3. After obtaining the R.A. number, return the approved equipment to your distributor, referencing the R.A. number. Your distributor will then replace the product over the counter at no charge. The distributor will then return the product to Viking using the same R.A. number.
4. The distributor will NOT exchange this product without first obtaining the R.A. number from you. If you haven't followed the steps listed in 1, 2 and 3, be aware that you will have to pay a restocking charge.

LIMITED WARRANTY

Viking warrants its products to be free from defects in the workmanship or materials, under normal use and service, for a period of one year from the date of purchase from any authorized Viking distributor or 18 months from the date manufactured, whichever ever is greater. If at any time during the warranty period, the product is deemed defective or malfunctions, return the product to Viking Electronics, Inc., 1531 Industrial Street, Hudson, WI., 54016. Customer must contact Viking's Technical Support Department at 715-386-8666 to obtain a Return Authorization (R.A.) number.

This warranty does not cover any damage to the product due to lightning, over voltage, under voltage, accident, misuse, abuse, negligence or any damage caused by use of the product by the purchaser or others. This warranty does not cover non-EWP products that have been exposed to wet or corrosive environments.

NO OTHER WARRANTIES. VIKING MAKES NO WARRANTIES RELATING TO ITS PRODUCTS OTHER THAN AS DESCRIBED ABOVE AND DISCLAIMS ANY EXPRESS OR IMPLIED WARRANTIES OR MERCHANTABILITY OR FITNESS FOR ANY PARTICULAR PURPOSE.

EXCLUSION OF CONSEQUENTIAL DAMAGES. VIKING SHALL NOT, UNDER ANY CIRCUMSTANCES, BE LIABLE TO PURCHASER, OR ANY OTHER PARTY, FOR CONSEQUENTIAL, INCIDENTAL, SPECIAL OR EXEMPLARY DAMAGES ARISING OUT OF OR RELATED TO THE SALE OR USE OF THE PRODUCT SOLD HEREUNDER.

EXCLUSIVE REMEDY AND LIMITATION OF LIABILITY. WHETHER IN AN ACTION BASED ON CONTRACT, TORT (INCLUDING NEGLIGENCE OR STRICT LIABILITY) OR ANY OTHER LEGAL THEORY, ANY LIABILITY OF VIKING SHALL BE LIMITED TO REPAIR OR REPLACEMENT OF THE PRODUCT, OR AT VIKING'S OPTION, REFUND OF THE PURCHASE PRICE AS THE EXCLUSIVE REMEDY AND ANY LIABILITY OF VIKING SHALL BE SO LIMITED.

IT IS EXPRESSLY UNDERSTOOD AND AGREED THAT EACH AND EVERY PROVISION OF THIS AGREEMENT WHICH PROVIDES FOR DISCLAIMER OF WARRANTIES, EXCLUSION OF CONSEQUENTIAL DAMAGES, AND EXCLUSIVE REMEDY AND LIMITATION OF LIABILITY, ARE SEVERABLE FROM ANY OTHER PROVISION AND EACH PROVISION IS A SEPARABLE AND INDEPENDENT ELEMENT OF RISK ALLOCATION AND IS INTENDED TO BE ENFORCED AS SUCH.

Due to the dynamic nature of the product design, the information contained in this document is subject to change without notice. Viking Electronics, and its affiliates and/or subsidiaries assume no responsibility for errors and omissions contained in this information. Revisions of this document or new editions of it may be issued to incorporate such changes.