DRAWING NO.
50060226

CABLE RUN	CABLE TAP	MOLD #	PRICE KEY	WELD METAL	HANDLE CLAMPS
#6	#6	B-5965	4	25	B-106
#4	#4	B-1311	4	32	B-106
	#6	B-5627	4	32	B-106
	#6 SOL	B-8882	4	32	B-106
	#8	B-5629	4	32	B-106
	#8 SOL	B-5630	4	32	B-106
#2	#2	B-1313	4	65	B-106
	#4	B-1314	4	65	B-106
	#6	B-5631	4	45	B-106
	#6 SOL	B-5632	4	45	B-106
	#8	B-5634	4	45	B-106
	#8 SOL	B-5635	4	45	B-106
#1	#1	B-1315	4	65	B-106
	#2	B-1316	4	65	B-106
	#4	B-1317	4	65	B-106
	#6	B-5636	4	65	B-106
	#6 SOL	B-5637	4	65	B-106
	#8	B-5638	4	45	B-106
	#8 SOL	B-5639	4	45	B-106
1/0	1/0	B-1318	4	90	B-106
	#1	B-1319	4	65	B-106
	#2	B-1320	4	65	B-106
	#4	B-1321	4	65	B-106
	#6	B-5642	4	65	B-106
	#6 SOL	B-1208	4	65	B-106
	#8	B-5644	4	65	B-106
	#8 SOL	B-5645	4	65	B-106
2/0	2/0	B-1322	4	115	B-106
	1/0	B-1323	4	115	B-106
	#1	B-1324	4	90	B-106
	#2	B-1325	4	90	B-106
	#4	B-5659	4	90	B-106
	#6	B-5342	4	90	B-106
	#6 SOL	B-5652	4	90	B-106
	#8	B-5668	4	65	B-106
	#8 SOL	B-5943	4	65	B-106
3/0	3/0	B-1326	4	150	B-106
	2/0	B-1327	4	150	B-106
	1/0	B-1328	4	115	B-106
	#1	B-1329	4	115	B-106
	#2	B-1330	4	115	B-106
	#4	B-6046	4	115	B-106
	#6	B-5676	4	90	B-106
	#6 SOL	B-5679	4	90	B-106
	#8	B-5680	4	90	B-106
	#8 SOL	B-5682	4	90	B-106
4/0	4/0	B-1331	4	200	B-106
	3/0	B-1332	4	200	B-106
	2/0	B-1333	4	150	B-106
	1/0	B-1334	4	150	B-106
	#1	B-1335	4	150	B-106
	#2	B-1336	4	150	B-106
	#4	B-5340	4	150	B-106
	#6	B-5684	4	90	B-106
	#6 SOL	B-6552	4	90	B-106
	#8	B-5686	4	90	B-106
	#8 SOL	B-5688	4	90	B-106
500 MCM	#8 SOL	B-5688	4	90	B-106

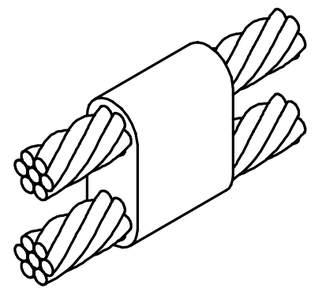

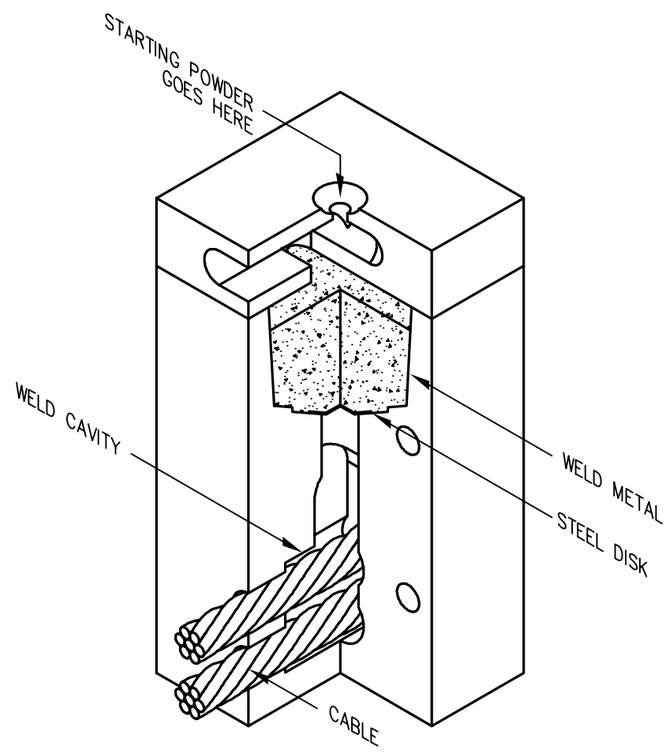

BCC-7 TYPE MOLDS
HORIZONTAL PARALLEL THROUGH CABLES

BCC-7 TYPE MOLDS ARE USED TO JOIN HORIZONTAL PARALLEL THROUGH RUN CABLES. ONE CABLE RUNS ABOVE THE OTHER CABLE IN THE MOLD.
SIZE RANGE IS #6 THROUGH 4/0 SOLID OR CONCENTRIC STRANDED COPPER CONDUCTORS. 500 MCM CABLE ADDED TO SHOW AVAILABLE MOLDS.

NOTES:
1. FOR SIZES NOT LISTED, CONTACT BURNDY®.
2. MOLDS LISTED ARE FOR CONCENTRIC STRANDED CABLE. ADD SUFFIX "-S" TO MOLD NUMBER FOR SOLID CONDUCTORS.
3. FOR HEAVY DUTY MOLDS, MOLDS WITH WEAR PLATES OR MOLDS FOR COPPERWELD® CABLE, CONTACT BURNDY®.
4. FOR EXPEDITED SERVICE, CONTACT BURNDY®.
5. REQUIRED TOOLS;
   HANDLE CLAMPS W/ FLINT IGNITOR (SEE CHART FOR CORRECT HANDLES)
   B38-0309-00 ~ FLINT IGNITOR
6. OTHER RECOMMENDED ACCESSORIES;
   B38-3922-00 ~ MOLD CLEANING BRUSH
   B38-0135-00 ~ CABLE CLEANING BRUSH
   B38-0330-00 ~ CABLE CLAMP

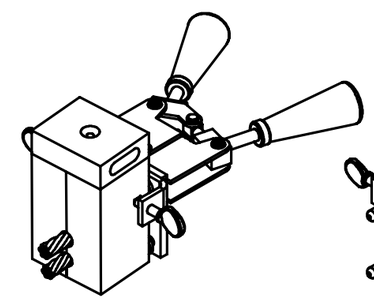

SHOWN WITH HANDLE CLAMPS

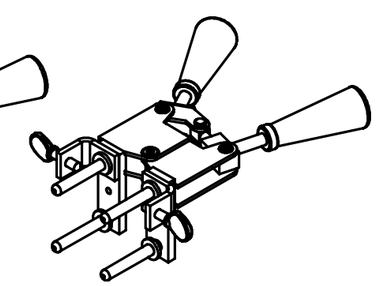

REF. B-106 / B-107 HANDLE CLAMPS

REV.	DATE	DESCRIPTION	ECO	BY	C'K'D.
A	05/19/2015	NEW SALES DRAWING CREATED	40323	RM	MA

TO ORDER BURNDY® PRODUCTS CALL

UNITED STATES:
1-800-346-4175 (LONDONDERRY, NH)

CANADA:
1-800-361-6975 (QUEBEC)
1-800-387-6487 (ALL OTHER PROVINCES)

FOR PRODUCT INFO: http://www.burndy.com

BCC-7 TYPE MOLDS HORIZONTAL PARALLEL THROUGH CABLES

ITEM NO: N/A

CAT NO: SEE TABLE

SCALE:	N/A	
DRAWN BY:	RAJESHKUMAR M	05/19/15
CHECKER:	L. TROMBLEY	05/21/15
DSN APPVL:	L. TROMBLEY	05/22/15
MFG APPVL:	---	---
QC APPVL:	C. KOWALCZYK	05/22/15
MKT APPVL:	P. THERRIEN	05/22/15
PROD FAM:	---	
PROJECT #:	---	
DOCUMENT TYPE:	Sales	
REL LEVEL:	AutoCAD	

BURNDY

DRAWING NO	REV
50060226	A
SIZE D	SHEET 1 OF 1