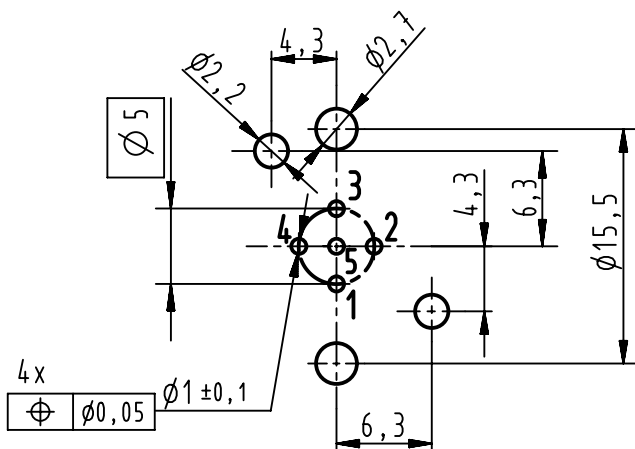
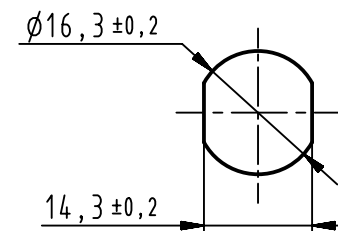
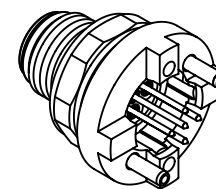


Montageausschnitt  
panel cut out  
(1:1)

Leiterplatten Lochbild  
PCB layout



1) Leiterplattenaufgabe/top surface PCB  
empfohlene Leiterplattenstärke: 1,6mm/  
recommended PCB-thickness: 1,6mm



	All Dimensions in mm Original Size DIN A4	Scale 2:1	Free size tol.	Ref.
	All rights reserved Department EC PD - DE	Created by DYCKC	Inspected by HARLASS	Standardisation HOFFMANN
HARTING Electronics GmbH D-32339 Espelkamp	Title M12 panel feedthrough/PCB straight A-cod.	Date 2012-11-26	State Final Release	Doc-Key / ECM-Nr. 100227335/UGD/002/B 500000056709
Type TB	Number 21033211520	Rev. B	Page 1/1	