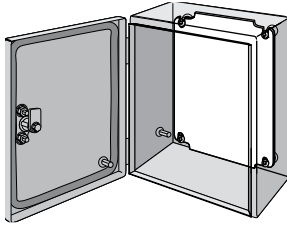


PANEL



Panels are 12 gauge steel with a white polyester powder paint or conductive finish. Ground hole is labeled. Sized for M6 fastener.

BULLETIN: A53, A54P

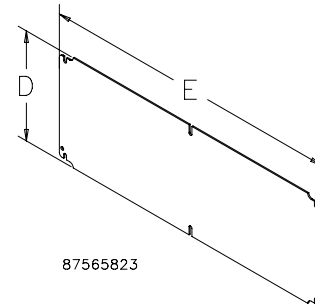
Catalog Number	Material	Panel Size D x E (mm)	Panel Size D x E (in.)	Fits INLINE Enclosure Size (mm)
LP1515	Painted Steel	131 x 131	5.16 x 5.16	150 x 150
LP1515G	Conductive	131 x 131	5.16 x 5.16	150 x 150
LP2015	Painted Steel	181 x 131	7.13 x 5.16	200 x 150
LP2015G	Conductive	181 x 131	7.13 x 5.16	200 x 150
LP2520	Painted Steel	231 x 181	9.10 x 7.13	250 x 200
LP2520G	Conductive	231 x 181	9.10 x 7.13	250 x 200
LP3025	Painted Steel	281 x 231	11.07 x 9.10	300 x 250
LP3025G	Conductive	281 x 231	11.07 x 9.10	300 x 250
LP3530	Painted Steel	331 x 281	13.04 x 11.07	350 x 300
LP3530G	Conductive	331 x 281	13.04 x 11.07	350 x 300
LP2040	Painted Steel	181 x 381	7.13 x 15.01	200 x 400
LP2040G	Conductive	181 x 381	7.13 x 15.01	200 x 400
LP2060	Painted Steel	181 x 581	7.13 x 22.89	200 x 600
LP2060G	Conductive	181 x 581	7.13 x 22.89	200 x 600

INLINE™ LANDSCAPE PANELS

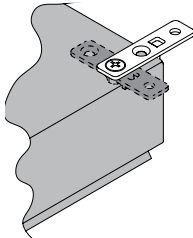
Panels are 12 gauge steel with a white polyester powder paint or conductive finish. They include a labeled ground hole sized for an M6 screw. Panels mount on studs provided in the enclosure or to optional DIN mounting brackets.

BULLETIN: A54P

Catalog Number	Conductive Panel	Panel Size D x E (mm)	Panel Size D x E (in.)
LP2331	LP2331G	211 x 291	8.31 x 11.46
LP2346	LP2346G	211 x 441	8.31 x 17.36
LP2360	LP2360G	211 x 581	8.31 x 22.87
LP2377	LP2377G	211 x 751	8.31 x 29.57
LP2393	LP2393G	211 x 906	8.31 x 35.67



MOUNTING-BRACKET KIT



Kit is field-installable on all solid-back-body enclosures. Hardware included. Four brackets per kit.

BULLETIN: A54SY, A54Y

Catalog Number	Description
LMFK	Plated steel mounting-bracket kit
LMFKSS	Type 316L stainless steel mounting-bracket kit

LOCK INSERTS



Lock Inserts can replace the standard slotted quarter-turn latch. Key included.

BULLETIN: A54SY, A54Y

Catalog Number	Description
LLKSM7	Square 7 mm, Chrome Finish
LLKSM7SS	Square 7 mm, Type 316L Stainless Steel
LLKSM8	Square 8 mm, Chrome Finish
LLKDB	Daimler Benz, Chrome Finish
LLKDBM3	Double bit 3 mm, Chrome Finish
LLKSS	Slotted screw, Chrome Finish

BULLETIN: A54Y

Reduces UL Type rating from 4 or 4X to 12.

BULLETIN: A54Y

A technical diagram of a door assembly. On the left, a door panel is shown with a handle and a latch mechanism. On the right, the door frame is shown with a hinge mechanism and a latch mechanism. The diagram illustrates the internal components and their assembly.

BULLETIN: A54Y

BULLETIN: A54Y

600-mm and longer enclosures require two sets of brackets for mounting panels.

