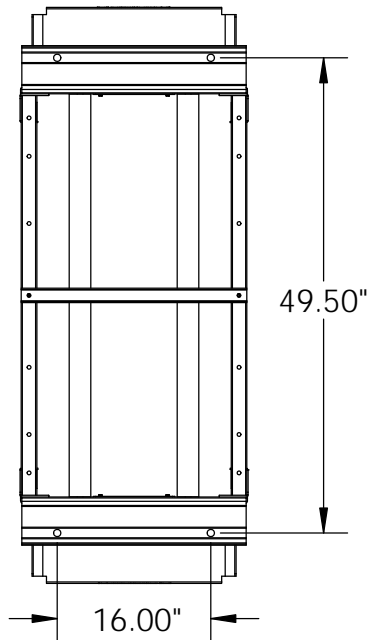
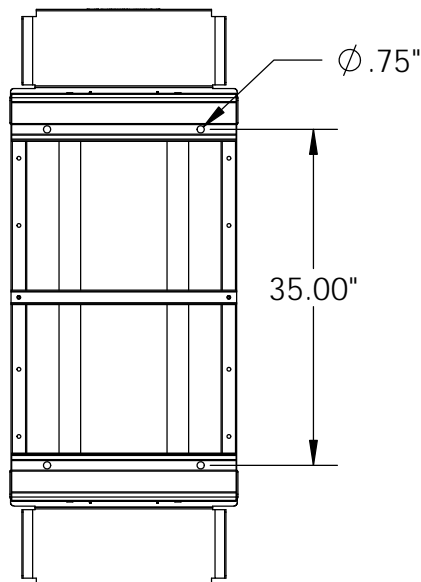


MOUNTING HOLE LOCATIONS

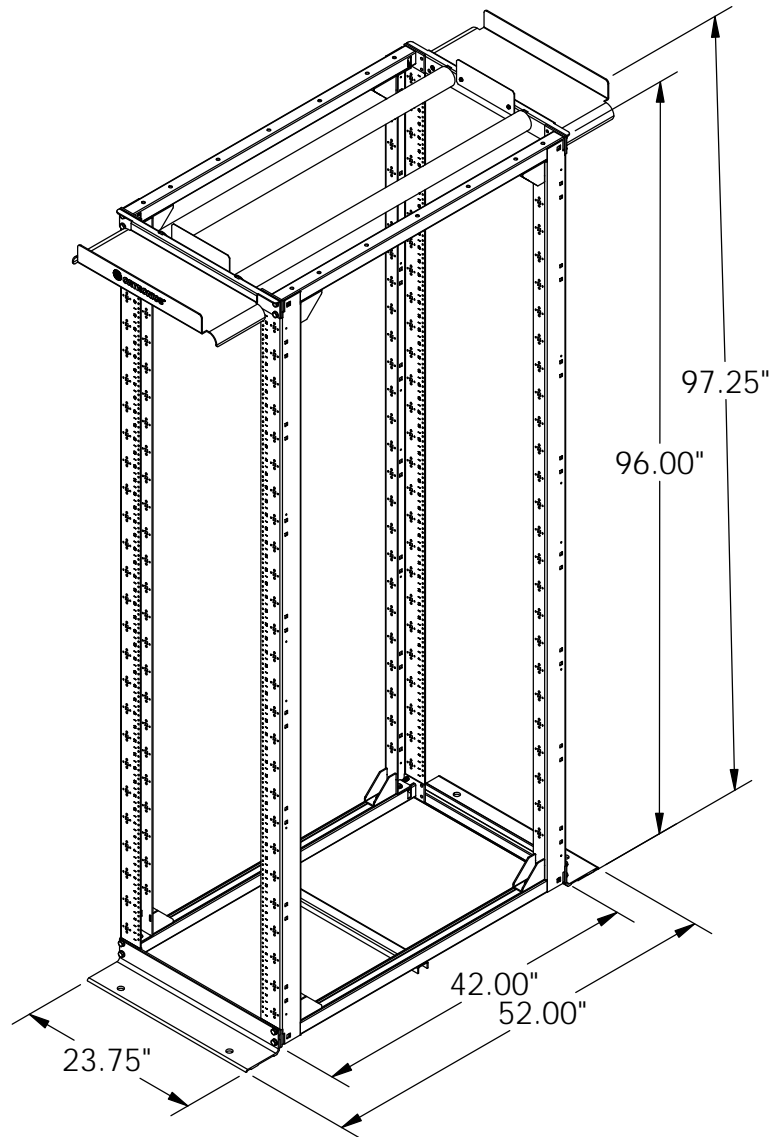
BASE ANGLES FACING OUTWARD



BASE ANGLES FACING INWARD



TESTED TO UL2416 WITH A
WEIGHT LOAD OF 2000 LBS.



PART NUMBER DESIGNATIONS

PART NUMBER	"X" DENOTES FINISH
OR-MM20842ADJ12-B	BLACK
OR-MM20842ADJ12-W	WHITE

*** NOTICE ***
THIS DOCUMENT CONTAINS CONFIDENTIAL
AND/OR PROPRIETARY INFORMATION INTENDED
FOR USE ONLY BY THE INDIVIDUAL(S) PROVIDED.
NEITHER THIS DOCUMENT, NOR ANY
INFORMATION CONTAINED HEREIN, MAY BE
COPIED, DISTRIBUTED, DISCLOSED TO ANY THIRD
PARTY OR USED IN ANY MANNER OTHER THAN
FOR WHICH IT HAS BEEN PROVIDED, WITHOUT THE
PRIOR WRITTEN CONSENT OF ORTRONICS, INC.
MANUFACTURING RELEASE, PRODUCT
SPECIFICATIONS AND STANDARDS ARE SUBJECT
TO CHANGE WITHOUT NOTICE.



ORTRONICS®

125 EUGENE O'NEILL DRIVE
NEW LONDON, CT 06320
TEL: 860-445-3800
FAX: 860-405-2990
WWW.ORTRONICS.COM

TITLE

MM20, 4POST 42" ADJUSTABLE
RACK, 8FT, 12-24 TAPPED

	NAME	DATE	SIZE	CAD FILE	DWG NO	REV
DWN	CV	4/24/2014	A	MM20842ADJ12XC	OR-MM20842ADJ12-X	00
CHK	CAC	4/24/2014	SCALE	1:24	SHEET	1 OF 1
APPR	CV	4/24/2014				