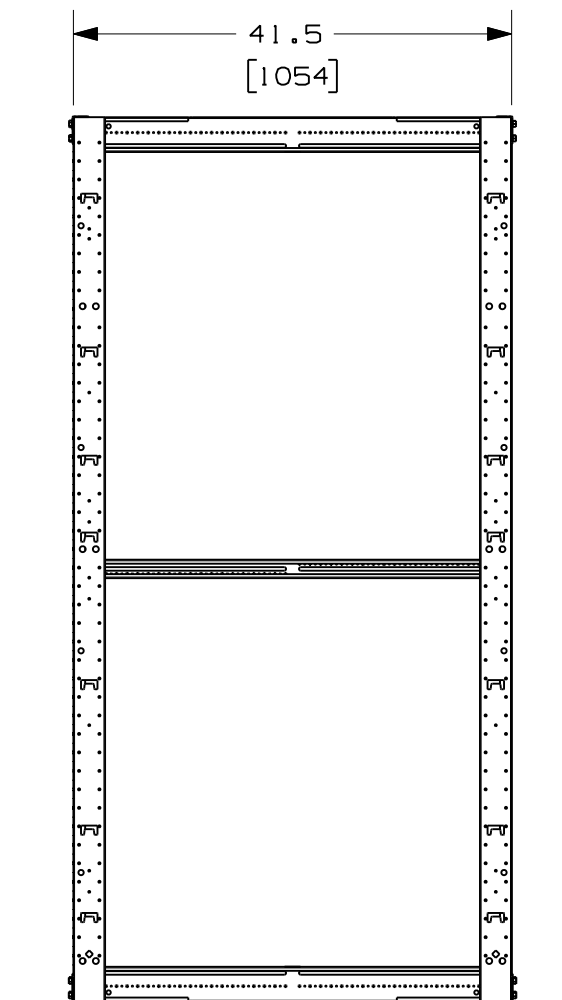
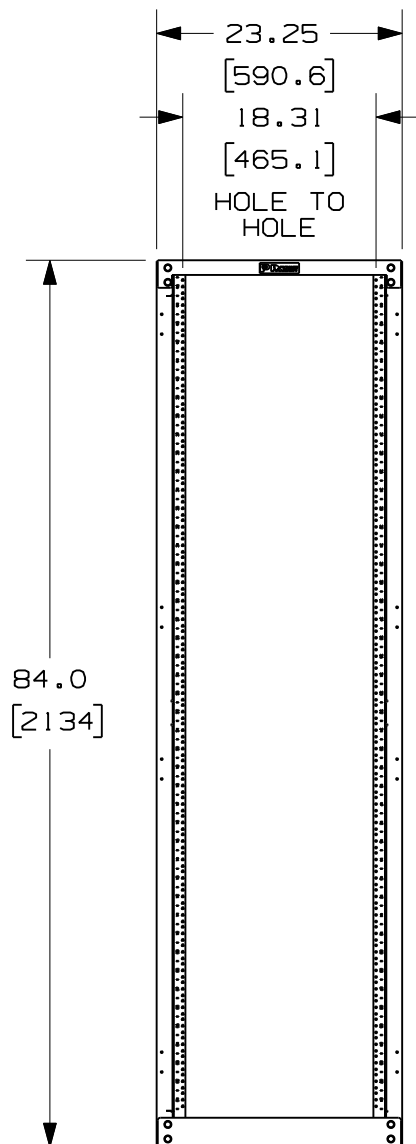


THIS COPY IS PROVIDED ON A RESTRICTED BASIS AND IS NOT TO BE USED IN ANY WAY DETRIMENTAL TO THE INTERESTS OF PANDUIT CORP.



PANDUIT P/N	WEIGHT
R4P42	112 LBS/EACH 50.9 Kg/EACH
R4P42CN	103 LBS/EACH 46.8 Kg/EACH

NOTES:

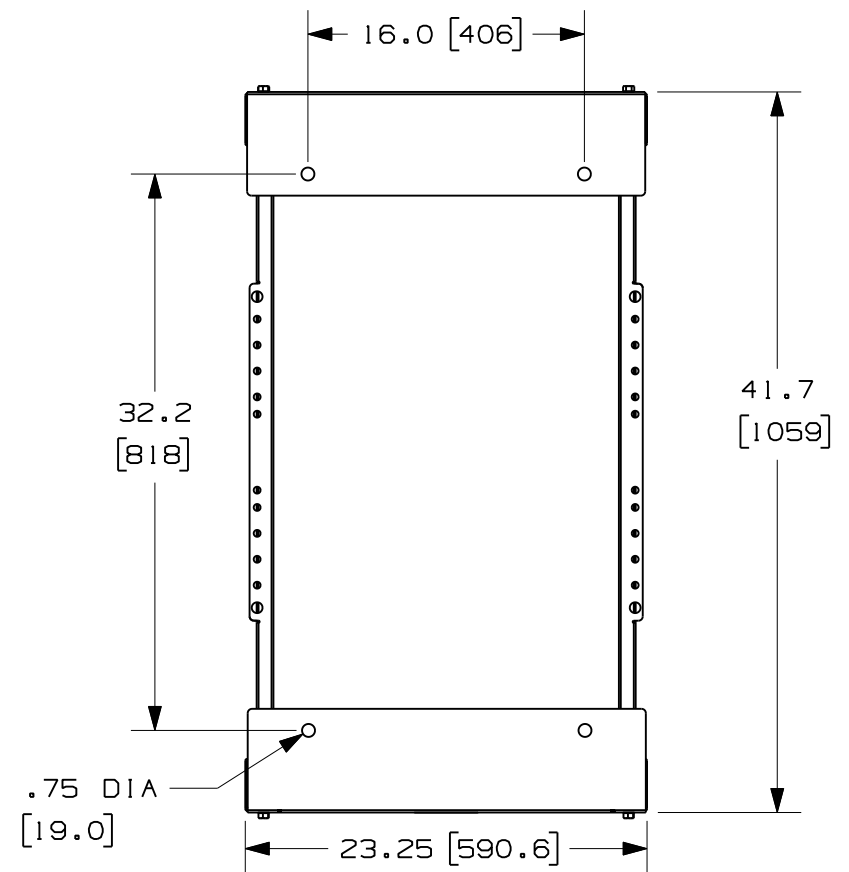
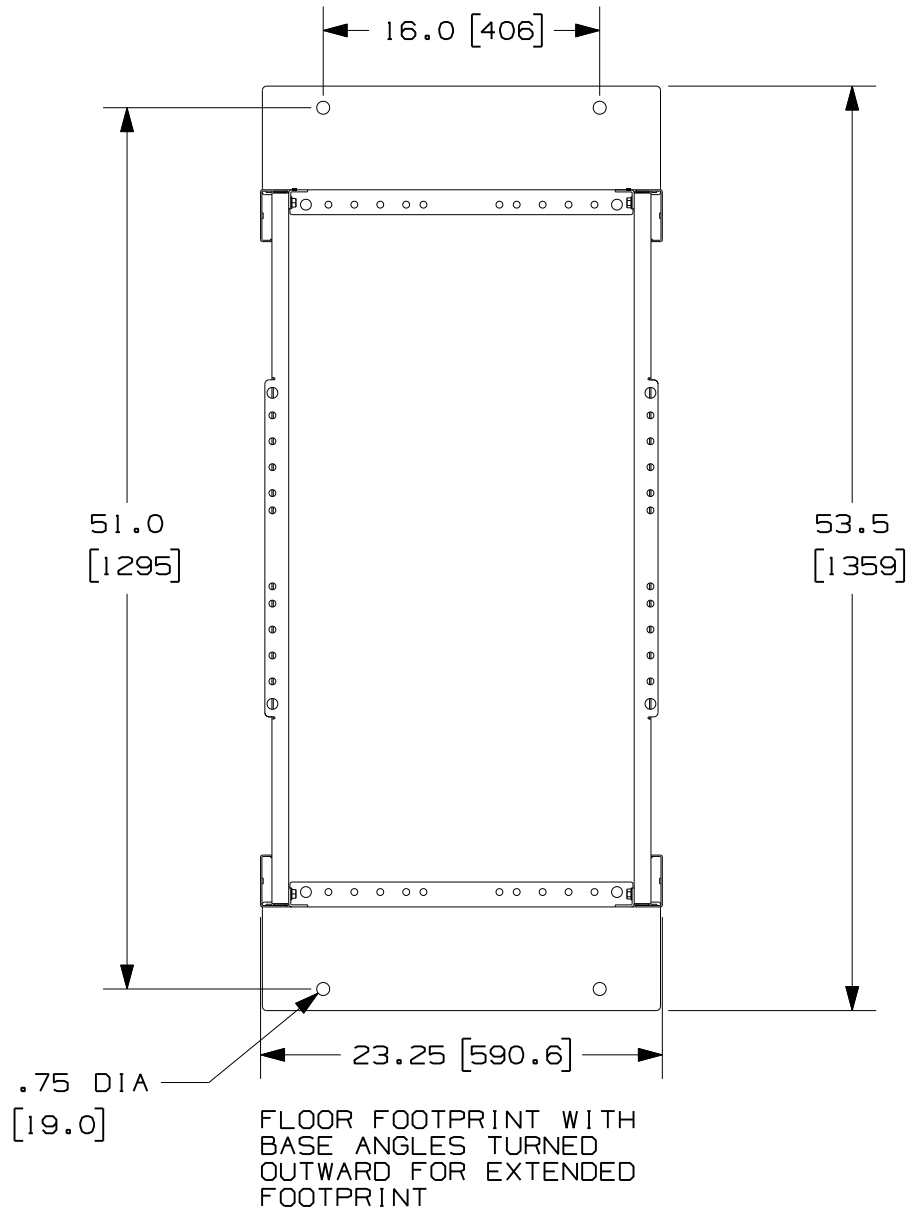
- VISIT OUR ON-LINE CATALOG AT WWW.PANDUIT.COM FOR A LIST OF CURRENT PARTS APPLICABLE FOR USE WITH THIS PRODUCT.
- DIMENSIONS IN PARENTHESIS ARE METRIC.
- INDEPENDENT ADJUSTABLE FRONT & REAR MOUNTING RAILS (EIA) ADJUST FROM 3.25" TO 42" DEPTH.
- CAN BE USED WITH ANY EIA STANDARD COMPONENT IN ADDITION TO ALL PANDUIT HORIZONTAL CABLE MANAGEMENT AND PATCH PANEL PRODUCTS.
- 45 AVAILABLE RACK SPACES.
- EIA UNIVERSAL STANDARD HOLE PROGRESSION ON FRONT CHANNELS AND REAR MOUNT RAILS .625".625".500".625".625".500"...ETC.
- ALL RACKS WILL HAVE NUMBERS UP ORIENTATION (RU "01" ON BOTTOM, RU "45" ON TOP). INSTRUCTIONS WILL BE PROVIDED ON HOW TO GET NUMBERS DOWN ORIENTATION.
- RU SPACING NUMBERS ARE CLEARLY PRINTED ON MOUNTING RAILS.
- ALL ASSEMBLY HARDWARE INCLUDED:
 - (16) 3/8-16 X 1" BLACK HEX BOLT
 - (16) 3/8" PAINT PIERCING GROUNDING WASHER
 - (1) TUBE OF ANTI-OXIDIZING PASTE
 - (25) 12-24 X .5" SLOTTED PAN HEAD STEEL SCREW
 - (25) #12-24 CAGE NUTS (ONLY PROVIDED FOR R4P42CN)
- EASY ASSEMBLY, ONE WRENCH NEEDED TO INSTALL BOLTS INTO WELDNUTS IN ALL 8 CORNERS.
- FULLY BONDED STRUCTURE WHEN ASSEMBLED PER INSTRUCTIONS.
- LOAD RATING - 2500 LBS.



MODEL FILENAME		V10679AS/04	
CAD FILENAME/LAYERS		V10679AS_DC/04A	
PANDUIT CORP. TINLEY PARK, ILLINOIS			
42" DEEP 4 POST RACK (R4P42/R4P42CN) CUSTOMER DRAWING			
UNLESS OTHERWISE SPECIFIED, DIMENSIONAL TOLERANCES ARE: (.X) ± (.XXX) ± (.XX) ± ANGLES ±		UNLESS OTHERWISE SPECIFIED, ALL DIMENSIONS ARE GIVEN IN INCHES, THIRD ANGLE PROJECTION.	
DRAWN BY BAME	MAT'L: STEEL	SCALE NONE	
DATE 4-1-09		DRAWING NO. V10679AS-DC	DWG A
CHK'D DSI		SHEET 1 OF 3	SIZE

04A	3-3-11	BAME	SRK	A. REVISED COMPONENT GEOMETRY	V10679AS-DC				
03B	3-30-10	PBS	DPN	REVISED DIMS ON PAGE 2	V10679AS-DC				
03A	10-9-09	BAME	DSI	ADJUSTED LOAD RATING	V10679AS-DC		CMK		
02A	4-1-09	BAME	DSI	RELEASED TO PRODUCTION	V10679AS-DC		CMK		
REV	DATE	BY	CHK	DESCRIPTION	ECN	R	CUST	SUP	OTH

THIS COPY IS PROVIDED ON A RESTRICTED BASIS AND IS NOT TO BE USED IN ANY WAY DETRIMENTAL TO THE INTERESTS OF PANDUIT CORP.



FLOOR FOOTPRINT WITH
BASE ANGLES TURNED INWARD

MODEL FILENAME	V10679AS/04
CAD FILENAME/LAYERS	V10679AS_DC/04A
PANDUIT CORP. TINLEY PARK, ILLINOIS	
42" DEEP 4 POST RACK (R4P42/R4P42CN) CUSTOMER DRAWING	

04A	3-3-11	BAME	SRK	SEE SHEET 1 OF 3 FOR REVISIONS	V10679AS-DC					UNLESS OTHERWISE SPECIFIED, DIMENSIONAL TOLERANCES ARE: (.X) ± (.XXX) ± (.XX) ± ANGLES ±		UNLESS OTHERWISE SPECIFIED, ALL DIMENSIONS ARE GIVEN IN INCHES, THIRD ANGLE PROJECTION.	
03B	3-30-10	BAME	DPN	SEE SHEET 1 OF 3 FOR REVISIONS	V10679AS-DC								
03A	10-9-09	BAME	DSI	SEE SHEET 1 OF 3 FOR REVISIONS	V10679AS-DC		CMK			DRAWN BY BAME	MAT'L: STEEL	SCALE NONE	
02A	4-1-09	BAME	DSI	SEE SHEET 1 OF 3 FOR REVISIONS	V10679AS-DC		CMK			DATE 4-1-09		DRAWING NO. V10679AS-DC	
REV	DATE	BY	CHK	DESCRIPTION	ECN	R	CUST	SUP	OTH	CHK'D DSI		SHEET 2 OF 3	
												DWG A	SIZE

THIS COPY IS PROVIDED ON A RESTRICTED BASIS AND IS NOT TO BE USED IN ANY WAY DETRIMENTAL TO THE INTERESTS OF PANDUIT CORP.

BONUS HOLES ARE FOR MOUNTING PANDUIT ACCESSORIES. SEE NOTE 1.

"J" BOLT MOUNTING HOLES FOR SECURING LADDER RACK PERPENDICULAR AND PARALLEL TO 4 POST RACK.

MOUNTING RAILS (ADJUSTABLE FROM 3.25" TO 42")

MOUNTING HOLES FOR OPTIONAL POWER STRIP BRACKET. BRACKETS CAN BE MOUNTED ON ANY OF THE 4 POSTS OR ADJUSTABLE RAILS.

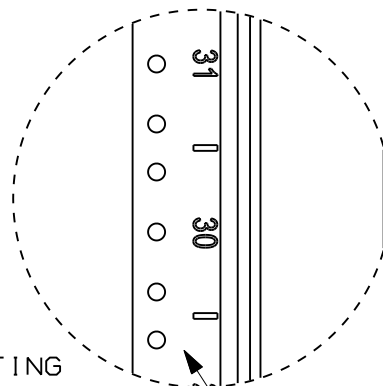
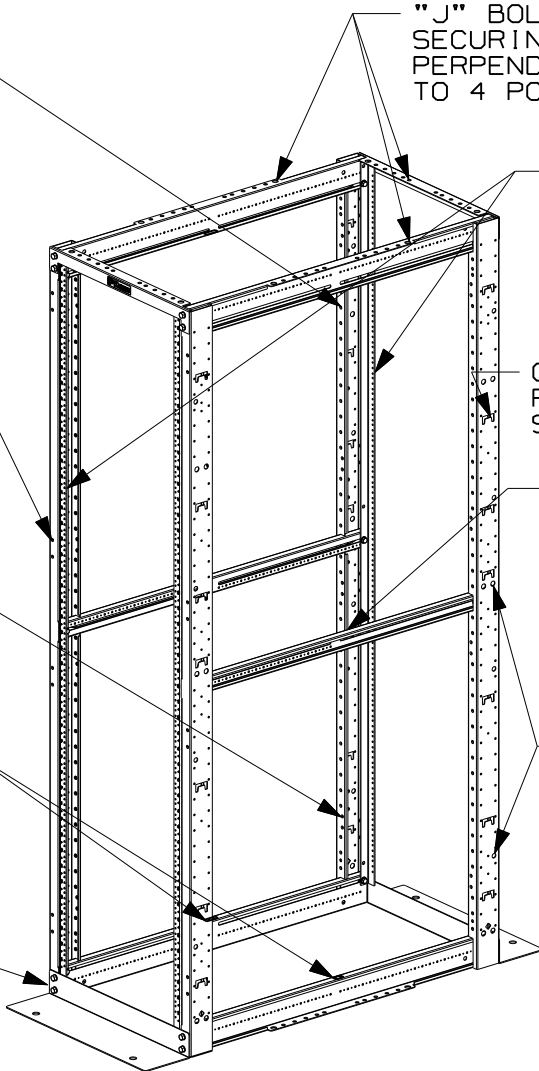
CUTOUTS ARE FOR MOUNTING PANDUIT ACCESSORIES SEE NOTE 1.

OPTIONAL POST HOLES FOR BRACKET MOUNTING NETRUNNER

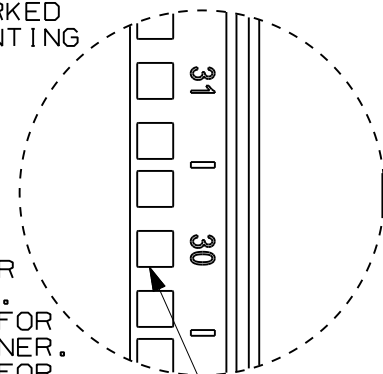
CROSS BEAMS ARE MARKED EVERY 1/2" FOR MOUNTING RAIL ALIGNMENT

MASKED AREA FOR GROUNDING, TOP & BOTTOM OF RACK. 4 PLACES

BASE ANGLES (SEE SHEET 2 FOR MOUNTING POSITIONS)



R4P42 RAILS HAVE TAPPED HOLES



R4P42CN RAILS HAVE CAGE NUT HOLES

MOUNTING HOLES FOR VERTICAL MANAGERS. DOUBLE HOLES ARE FOR MOUNTING PATCHRUNNER. SINGLE HOLES ARE FOR SIDE MOUNTING NETRUNNER.

MODEL FILENAME	V10679AS/04
CAD FILENAME/LAYERS	V10679AS_DC/04A
<h1>PANDUIT</h1> CORP. TINLEY PARK, ILLINOIS	
42" DEEP 4 POST RACK (R4P42/R4P42CN) CUSTOMER DRAWING	

04A	3-3-11	BAME	SRK	SEE SHEET 1 OF 3 FOR REVISIONS	V10679AS-DC					UNLESS OTHERWISE SPECIFIED, DIMENSIONAL TOLERANCES ARE: (.X) ± (.XXX) ± (.XX) ± ANGLES ±	UNLESS OTHERWISE SPECIFIED, ALL DIMENSIONS ARE GIVEN IN INCHES, THIRD ANGLE PROJECTION.		
03B	3-30-10	PBS	DPN	SEE SHEET 1 OF 3 FOR REVISIONS	V10679AS-DC								
03A	10-9-09	BAME	DSI	SEE SHEET 1 OF 3 FOR REVISIONS	V10679AS-DC		CMK			DRAWN BY BAME	MAT'L: STEEL	SCALE NONE	
02A	4-1-09	BAME	DSI	SEE SHEET 1 OF 3 FOR REVISIONS	V10679AS-DC		CMK			DATE 4-1-09		DRAWING NO. V10679AS-DC SHEET 3 OF 3	DWG A SIZE
REV	DATE	BY	CHK	DESCRIPTION	ECN	-	R	CUST	SUP	OTH		CHK'D DSI	