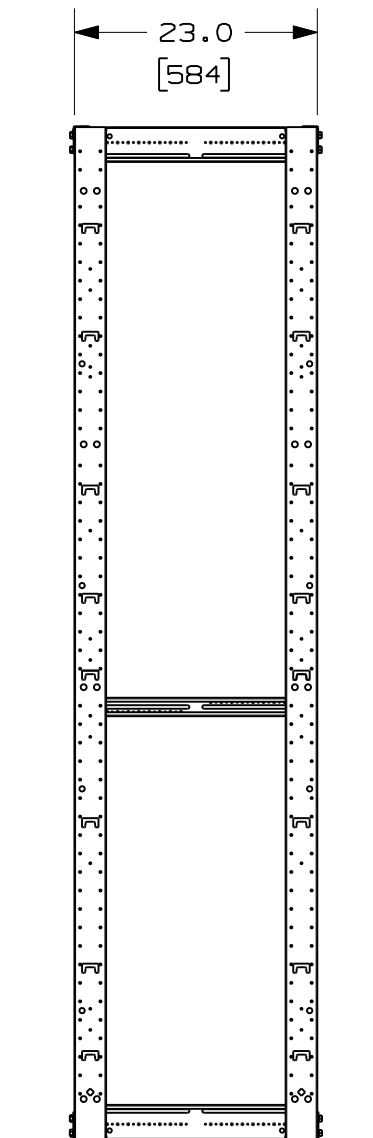
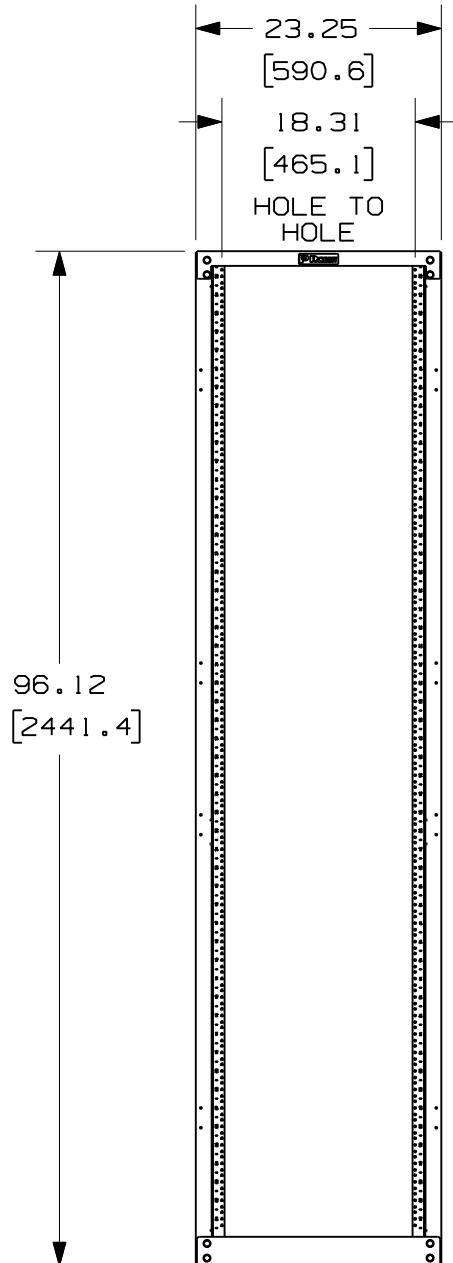


THIS COPY IS PROVIDED ON A RESTRICTED BASIS AND IS NOT TO BE USED IN ANY WAY DETRIMENTAL TO THE INTERESTS OF PANDUIT CORP.



PANDUIT P/N	WEIGHT
R4P2396	111 LBS/EACH 50.5 Kg/EACH
R4P23CN96	102 LBS/EACH 46.5 Kg/EACH

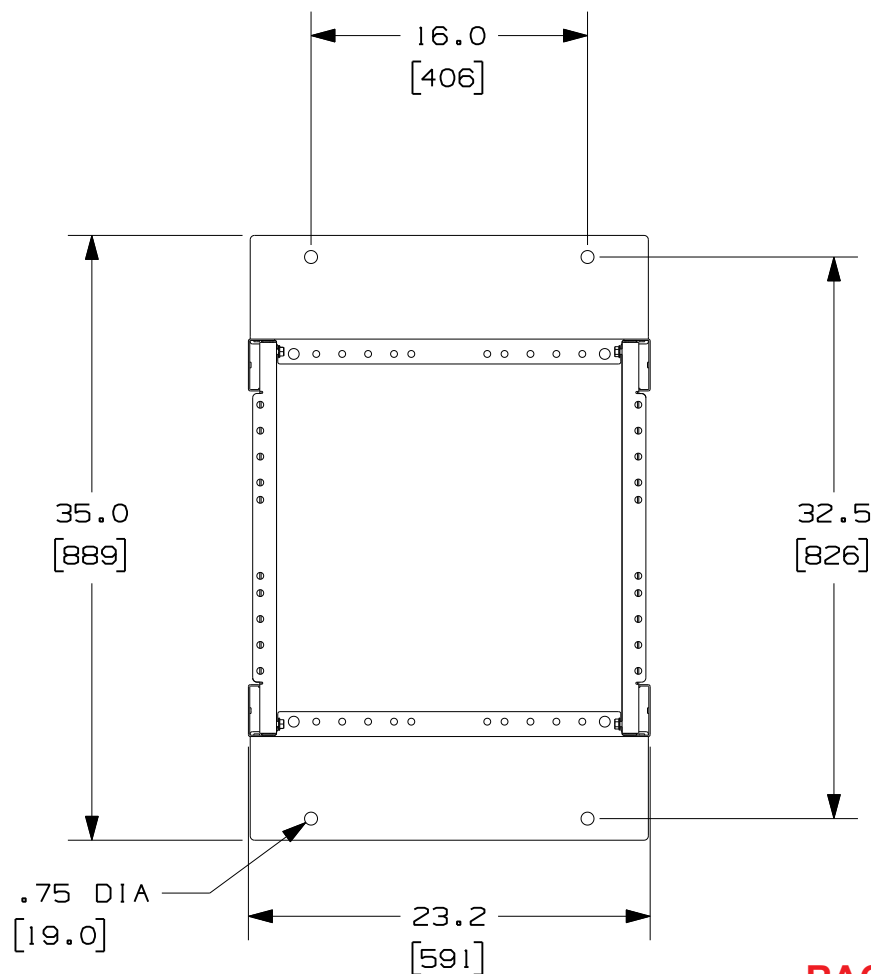
NOTES:

- VISIT OUR ON-LINE CATALOG AT WWW.PANDUIT.COM FOR A LIST OF CURRENT PARTS APPLICABLE FOR USE WITH THIS PRODUCT.
- DIMENSIONS IN PARENTHESIS ARE METRIC.
- INDEPENDENT ADJUSTABLE FRONT & REAR MOUNTING RAILS (EIA) ADJUST FROM 3.25" TO 23" DEPTH.
- CAN BE USED WITH ANY EIA STANDARD COMPONENT IN ADDITION TO ALL PANDUIT HORIZONTAL CABLE MANAGEMENT AND PATCH PANEL PRODUCTS.
- 52 AVAILABLE RACK SPACES.
- EIA UNIVERSAL STANDARD HOLE PROGRESSION ON FRONT CHANNELS AND REAR MOUNT RAILS .625" .625" .500" .625" .625" .500" ...ETC.
- ALL RACKS WILL HAVE NUMBERS UP ORIENTATION (RU "01" ON BOTTOM, RU "52" ON TOP). INSTRUCTIONS WILL BE PROVIDED ON HOW TO GET NUMBERS DOWN ORIENTATION.
- RU SPACING NUMBERS ARE CLEARLY PRINTED ON MOUNTING RAILS.
- ALL ASSEMBLY HARDWARE INCLUDED:
 - (16) 3/8-16 X 1" BLACK HEX BOLT
 - (16) 3/8" PAINT PIERCING GROUNDING WASHER
 - (1) TUBE OF ANTI-OXIDIZING PASTE
 - (25) 12-24 X .5" SLOTTED PAN HEAD STEEL SCREW
 - (25) #12-24 CAGE NUTS (ONLY PROVIDED FOR R4P23CN96)
- EASY ASSEMBLY, ONE WRENCH NEEDED TO INSTALL BOLTS INTO WELDNUTS IN ALL 8 CORNERS.
- FULLY BONDED STRUCTURE WHEN ASSEMBLED PER INSTRUCTIONS.
- LOAD RATING - 2500 LBS.

MODEL FILENAME		V10679ZJ/01	
CAD FILENAME/LAYERS		V10679ZJ_DC/01A	
PANDUIT CORP. TINLEY PARK, ILLINOIS			
8 FOOT 23" DEEP 4 POST RACK (R4P2396/R4P23CN96) CUSTOMER DRAWING			
UNLESS OTHERWISE SPECIFIED, DIMENSIONAL TOLERANCES ARE: (.X) ± (.XXX) ± (.XX) ± ANGLES ±		UNLESS OTHERWISE SPECIFIED, ALL DIMENSIONS ARE GIVEN IN INCHES, THIRD ANGLE PROJECTION.	
DRAWN BY BAME	MAT'L: STEEL	SCALE NONE	
DATE 7-2-09		DRAWING NO. V10679ZJ-DC	DWG A
CHK'D DSI		SHEET 1 OF 3	SIZE

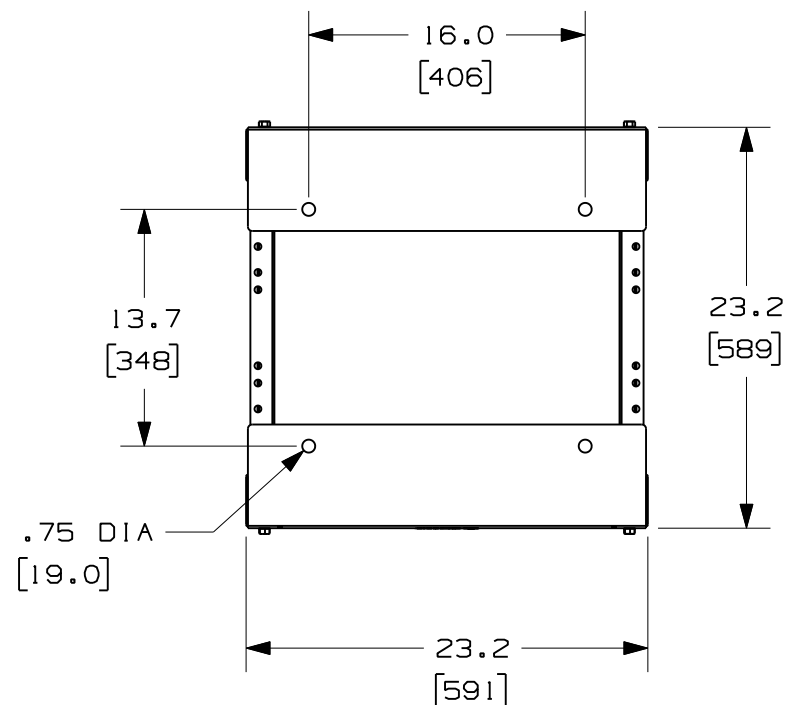
REV	DATE	BY	CHK	DESCRIPTION	ECN	R	CUST	SUP	OTH
O1A	10-9-09	BAME	DSI	ADJUSTED LOAD RATING HEIGHT WAS 96.00	V10679ZJ-DC				
OOA	7-2-09	BAME	DSI	RELEASED TO PRODUCITON	V10679ZJ-DC		CMK		

THIS COPY IS PROVIDED ON A RESTRICTED BASIS AND IS NOT TO BE USED IN ANY WAY DETRIMENTAL TO THE INTERESTS OF PANDUIT CORP.



FLOOR FOOTPRINT WITH
BASE ANGLES TURNED
OUTWARD FOR EXTENDED
FOOTPRINT

**RACK SYSTEMS
ENGINEERING DEPT.
RELEASED DATE
Mar 12, 2010**



FLOOR FOOTPRINT WITH
BASE ANGLES TURNED INWARD

MODEL FILENAME		V10679ZJ/01	
CAD FILENAME/LAYERS		V10679ZJ_DC/01A	
PANDUIT CORP. TINLEY PARK, ILLINOIS			
8 FOOT 23" DEEP 4 POST RACK (R4P2396/R4P23CN96) CUSTOMER DRAWING			
UNLESS OTHERWISE SPECIFIED, DIMENSIONAL TOLERANCES ARE: (.X) ± (.XXX) ± (.XX) ± ANGLES ±		UNLESS OTHERWISE SPECIFIED, ALL DIMENSIONS ARE GIVEN IN INCHES, THIRD ANGLE PROJECTION.	
DRAWN BY BAME	MAT'L: STEEL	SCALE NONE	
DATE 7-2-09		DRAWING NO. V10679ZJ-DC	DWG A SIZE
CHK'D DSI		SHEET 2 OF 3	

01A	10-9-09	BAME	DSI	SEE SHEET 1 OF 3 FOR REVISIONS	V10679ZJ-DC				
00A	7-2-09	BAME	DSI	SEE SHEET 1 OF 3 FOR REVISIONS	V10679ZJ-DC		CMK		
REV	DATE	BY	CHK	DESCRIPTION	ECN	R	CUST	SUP	OTH

