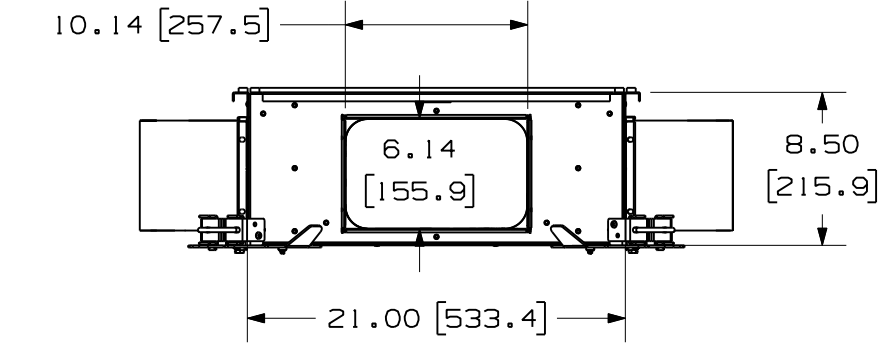
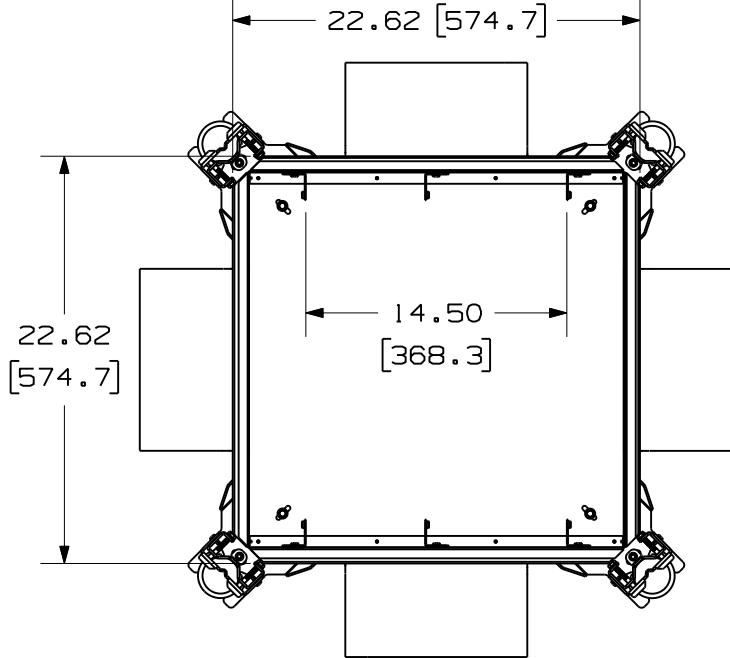


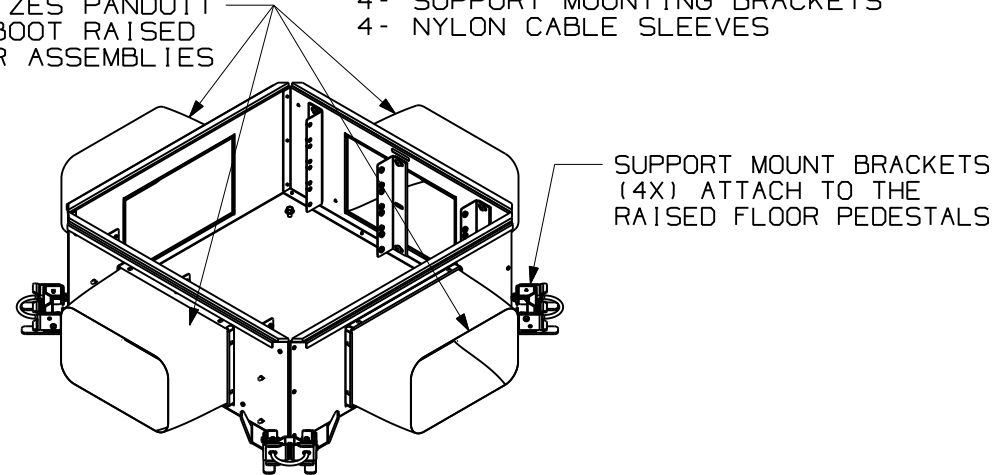
THIS COPY IS PROVIDED ON A RESTRICTED BASIS AND IS NOT TO BE USED IN ANY WAY DETRIMENTAL TO THE INTERESTS OF PANDUIT CORP.



PANDUIT P/N	WEIGHT
PZRFE8U	15.4 LB/EACH PC (7.00 kg/EACH PC)

- NOTES:
1. SEE CURRENT CATALOG FOR ADDITIONAL PART NUMBER SUFFIXES TO INDICATE COLOR AND OR PACKAGE QUANTITY.
 2. SEE CATALOG FOR COMPLETE LIST OF PARTS APPLICABLE FOR USE WITH THIS PART.
 3. DIMENSIONS IN PARENTHESES ARE IN METRIC.
 4. PART INCLUDES:
 - 1- ENCLOSURE
 - 4- SUPPORT MOUNTING BRACKETS
 - 4- NYLON CABLE SLEEVES

UTILIZES PANDUIT COOLBOOT RAISED FLOOR ASSEMBLIES



MODEL FILENAME	V10560AK/01
CAD FILENAME/LAYERS	V10560AK_DC/01A

PANDUIT CORP. TINLEY PARK, ILLINOIS
 PANZONE RAISED FLOOR ENCLOSURE
 8 RACK SPACES (PZRFE8U)
 CUSTOMER DRAWING

UNLESS OTHERWISE SPECIFIED, DIMENSIONAL TOLERANCES ARE:
 (.X) ± (.XXX) ±.010(.3)
 (.XX) ±.03(.8) ANGLES ±

UNLESS OTHERWISE SPECIFIED, ALL DIMENSIONS ARE GIVEN IN INCHES, THIRD ANGLE PROJECTION.

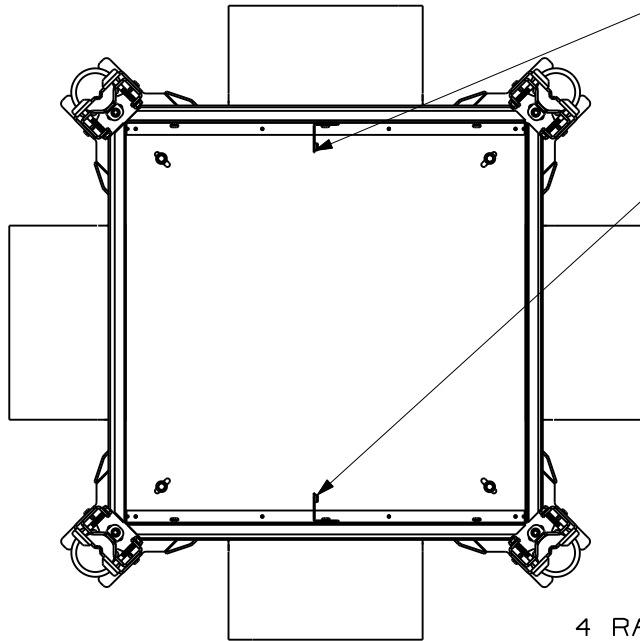
DRAWN BY <i>RyB</i>	MAT'L:	SCALE NONE
DATE 8-27-10		DRAWING NO. V10560AK-DC
CHECKED BY		PAGE 1 OF 2
		DWG A SIZE

REV	DATE	BY	CHK	DESCRIPTION	ECN	CHK	CUST	SUP
OOA	8-27-10	<i>RyB</i>		RELEASED TO PRODUCTION	V10560AK_DC			

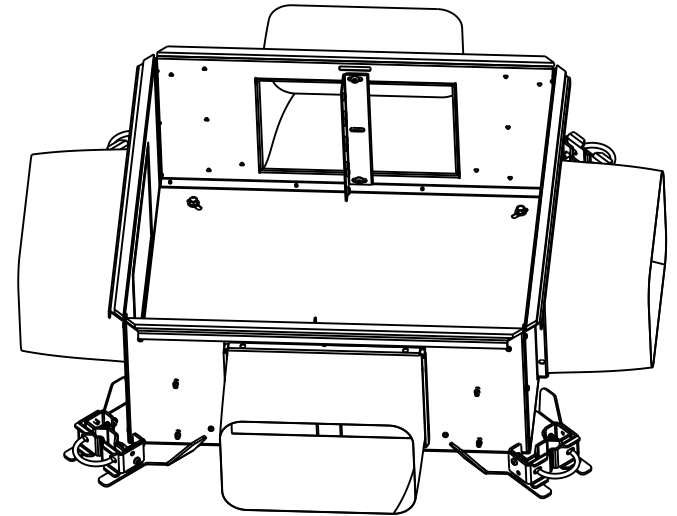
THIS COPY IS PROVIDED ON A RESTRICTED BASIS AND IS NOT TO BE USED IN ANY WAY DETRIMENTAL TO THE INTERESTS OF PANDUIT CORP.

PRETERMINATED CONFIGURATION
 ALLOWS ADDITIONAL SPACE BEHIND
 PATCH PANELS FOR COPPER AND/OR
 FIBER CASSETTES

MOUNTING BRACKETS MOVED TO CENTER OF THE
 ENCLOSURE FOR ADDITIONAL COPPER AND FIBER
 CASSETTE DEPTH REQUIREMENT



4 RACK SPACE
 CONFIGURATION



MODEL FILENAME	V10560AK/01
CAD FILENAME/LAYERS	V10560AK_DC/01A

PANDUIT CORP. TINLEY PARK, ILLINOIS
 PANZONE RAISED FLOOR ENCLOSURE
 8 RACK SPACES (PZRFE8U)
 CUSTOMER DRAWING

UNLESS OTHERWISE SPECIFIED, DIMENSIONAL TOLERANCES ARE: (.X) ± (.XXX) ±.010(.3) (.XX) ±.03(.8) ANGLES ±	UNLESS OTHERWISE SPECIFIED, ALL DIMENSIONS ARE GIVEN IN INCHES, THIRD ANGLE PROJECTION.
--	---

DRAWN BY <i>RyB</i>	MAT'L:	SCALE NONE
DATE 8-27-10		DRAWING NO. V10560AK-DC
CHECKED BY		PAGE 2 OF 2
		DWG A SIZE

REV	DATE	BY	CHK	DESCRIPTION	ECN	CHK	CUST	SUP
OOA	8-27-10	<i>RyB</i>		SEE PAGE 1 FOR REVISIONS	V10560AK_DC			