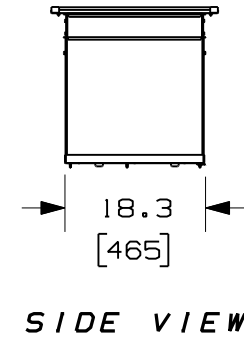
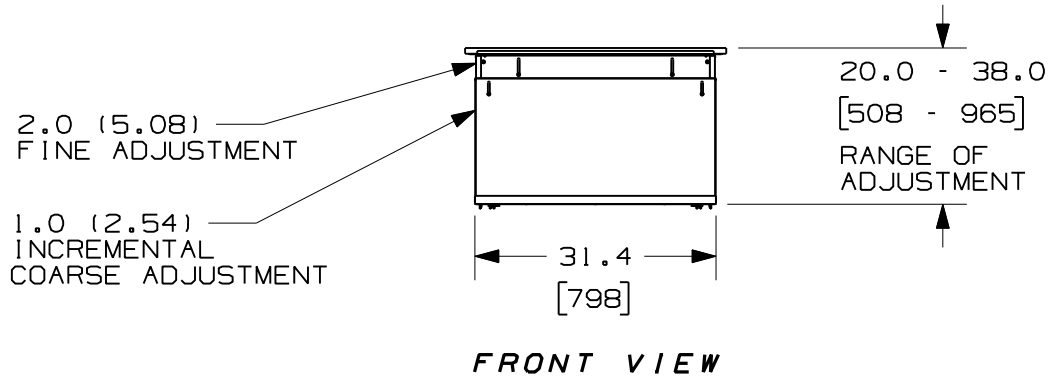
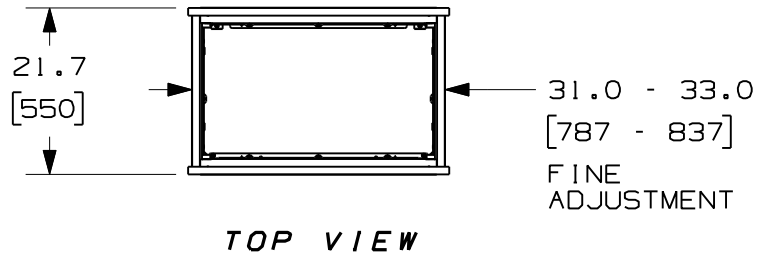




THIS COPY IS PROVIDED ON A RESTRICTED BASIS AND IS NOT TO BE USED IN ANY WAY DETRIMENTAL TO THE INTERESTS OF PANDUIT CORP.



MODEL FILENAME	09V122AF/00.PRT
CAD FILENAME/LAYERS	09V122AF_DC/00A.PRT

**PANDUIT** CORP. TINLEY PARK, ILLINOIS

CVED32VES VERTICAL EXHAUST DUCT  
CUSTOMER DRAWING

UNLESS OTHERWISE SPECIFIED, DIMENSIONAL TOLERANCES ARE:	UNLESS OTHERWISE SPECIFIED,
INCHES	[METRIC - MILLIMETER] ANGLE
X.X +/- 0.06	X. +/- 1.5
X.XX +/- 0.03	X.X +/- 0.8
X.XXX +/- 0.015	X.XX +/- 0.4
	+/- 1°
	IN INCHES, THIRD ANGLE PROJECTION.

DRAWN BY LEE	MAT'L:	SCALE NONE
DATE 1-13-10	SEE NOTES	DRAWING NO. 09V122AF-DC
CHK'D MCIS		SHT 2 OF 2
		DWG A SIZE

OOA	1-13-10	LEE	MCIS	SEE SHEET 1 OF 2 FOR REVISIONS	09V122AF-DC	PMH				
REV	DATE	BY	CHK	DESCRIPTION	ECN	R	CUST	SUP	OTH	