

NOTES:
1. IDENTIFICATION: VERTICAL, (20) C-13, METERED
230V / 16A / SINGLE-PHASE POU

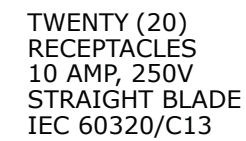
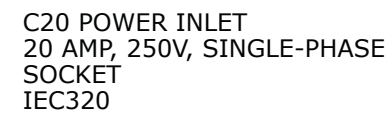
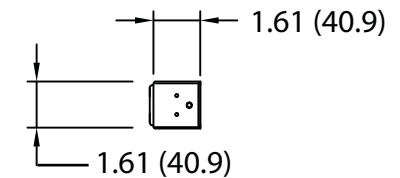
<u>PART NO.</u>	<u>COLOR</u>
VB1D2J0AA20M1	BLACK

3. DIMENSIONS IN PARENTHESES ARE METRIC (mm).

4. POWER METER - RED, 4-DIGIT LED CONTINUOUSLY SCROLLS THROUGH POWER FACTOR, AMPS, VOLTS (RMS), AND REAL POWER IN WATTS (RMS).
5. UNIT COMPLIES WITH IEC 60950-1, EN55022, EN55024, C-TICK AND IS CE MARKED.
6. RoHS COMPLIANT.
7. VISIT OUR ON-LINE CATALOG AT WWW.PANDUIT.COM FOR A CURRENT LIST OF PRODUCTS APPLICABLE FOR USE WITH THIS PART.
8. MAXIMUM AVAILABLE INPUT POWER = 3.7 KW
9. INSTALLATION SHALL COMPLY WITH ALL APPLICABLE NATIONAL, STATE, AND LOCAL CODES.

A diagram of a horizontal bus structure. The top bar is labeled "1645 bit wide bus". Below it, a long horizontal line represents the bus. A segment of this line is highlighted with a double-headed arrow and labeled "64.75 (1644.7)".

POWER METER



01A	8-23-12	PIP	MRWA	D. ADDED NOTE #9.	09V098FD					
00B	3-2-12	MRWA	KRKE	C. ROTATED INLET 180 DEGREES A. CHANGED #10-32 SCREW TO M6 B. UPDATED NOTE 8	09V098GQ					
00A	2-10-11	MAV	KRKE	RELEASED TO PRODUCTION	09V098GQ					
REV	DATE	BY	CHK	DESCRIPTION	ECN	-	R	CUST	SUP	OTH

MODEL FILENAME		09V098GQ/01.PRT	
CAD FILENAME/LAYERS		09V098GQ_DC/01A.PRT	
<div style="font-size: 48px; font-family: sans-serif; letter-spacing: 10px; margin: 0;">PANDUIT</div> <div style="font-size: 24px; font-weight: bold; margin: 0;">CORP</div> <div style="font-size: 24px; margin: 0;">TINLEY PARK, ILLINOIS</div>			
<div style="font-size: 24px; font-weight: bold; margin: 0;">VERTICAL, (20) C-13, METERED</div> <div style="font-size: 24px; font-weight: bold; margin: 0;">POWER OUTLET UNIT</div> <div style="font-size: 24px; font-weight: bold; margin: 0;">CUSTOMER DRAWING</div>			
UNLESS OTHERWISE SPECIFIED, DIMENSIONAL TOLERANCES ARE: INCHES X.X +/- 0.03 X.XX +/- 0.015 X.XXX +/- 0.005		UNLESS OTHERWISE SPECIFIED, ALL DIMENSIONS ARE GIVEN IN INCHES, THIRD ANGLE PROJECTION	
[METRIC - MILLIMETER] X. +/- 0.8 X.X +/- 0.4 X.XX +/- 0.13		ANGLE +/- 1°	
DRAWN BY <div style="font-size: 24px; font-weight: bold;">MAV</div>		SCALE <div style="font-size: 24px; font-weight: bold;">NONE</div>	
DATE <div style="font-size: 24px; font-weight: bold;">2-10-11</div>		DRAWING NO. <div style="font-size: 24px; font-weight: bold;">09V098GQ</div>	
CHK'D <div style="font-size: 24px; font-weight: bold;">KRKE</div>		DWG <div style="font-size: 48px; font-weight: bold; border: 1px solid black; padding: 5px; display: inline-block;">B</div> SIZE	