








# BUSINESS WIRELESS

## Comparison Guide








**D-Link®**  
FOR BUSINESS









D-Link offers a breadth of wireless options, from standalone APs, to managed PoE switches, to unified wireless end-to-end solutions, giving businesses the flexibility to choose what's right for their environment. With affordable, reliable D-Link


| D-Link Wireless Access Points   | Unified Wireless APs  |   |   |  |   | Standalone APs  |   |
|---------------------------------|---|---|---|--|---|---|---|
|                                 |  |  |  |  |  |  |  |
|                                 | DWL-2600AP  | DWL-3600AP  | DWL-6600AP  | DWL-8600AP   | DWL-8610AP  | DAP-1665  | DAP-2310  |
| Centralized Management          |   |   |   |  |   |   |   |
| Unified Switch/Controller       | ✓   | ✓   | ✓   | ✓  | ✓   |   |   |
| Central WiFi Manager Controller |   |   |   |  |   |   | ✓   |
| Access Point Features           |   |   |   |  |   |   |   |
| Band                            | Single-band   | Single-band   | Dual-band Concurrent  | Dual-band Concurrent   | Dual-band Concurrent  | Dual-band Concurrent  | Single-band   |
| Operation mode                  | Standalone or Controller-managed  | Standalone or Controller-managed  | Standalone or Controller-managed  | Standalone or Controller-managed   | Standalone or Controller-managed  | Standalone  | Standalone  |
| Wi-Fi Standard                  | 802.11 b/g/n  | 802.11 b/g/n  | 802.11 b/g/n and 802.11 a/n   | 802.11 b/g/n and 802.11 a/n  | 802.11 b/g/n and 802.11 a/n/ac  | 802.11 b/g/n and 802.11 a/n/ac  | 802.11 b/g/n  |
| MIMO                            | 2x2   | 2x2   | 2x2   | 2x2  | 3x3   | 2x2   | 2x2   |
| Wi-Fi Speed                     | 300Mbps @2.4GHz   | 300Mbps @2.4GHz   | 300Mbps @2.4GHz<br>300Mbps @5GHz  | 300Mbps @2.4GHz<br>300Mbps @5GHz   | 450Mbps @2.4GHz<br>1300Mbps @5GHz   | 300Mbps @2.4GHz<br>867Mbps @5GHz  | 300Mbps @2.4GHz   |
| Max. Output Power               | 2.4GHz: 18dBm   | 2.4GHz: 18dBm   | 2.4GHz: 18dBm<br>5GHz: 17dBm  | 2.4GHz: 18dBm<br>5GHz: 17dBm   | 2.4GHz: 17dBm<br>5GHz: 17dBm  | 2.4GHz: 25dBm<br>5GHz: 21dBm  | 2.4GHz: 26dBm   |
| Antenna Type                    | 2 Internal omni-directional   | 2 Internal omni-directional   | 4 Internal omni-directional (optional external)                                   | 4 External omni-directional  | 6 Internal omni-directional   | 2 External omni-directional   | 2 External omni-directional   |
| Antenna Gain (dBi)              | 3 dBi   | 4.7dBi  | 5dBi @ 2.4GHz<br>6dBi @ 5GHz  | 4dBi @ 2.4GHz<br>6dBi @ 5GHz   | 5 dBi @ 2.4GHz<br>6.5 dBi @ 5GHz  | 3 dBi @ 2.4GHz<br>5 dBi @ 5GHz  | 2dBi  |
| Antenna Connector               |   |   | 4 RP-SMA Female   | 4 RP-SMA Female  |   | 2 RP-SMA Female   | 2 RP-SMA Female   |
| Power-over-Ethernet             | Yes (802.3af)   | Yes (802.3af)   | Yes (802.3af)   | Yes (802.3af)  | Yes (802.3at)   | No  | Yes (802.3af)   |
| Interface Ports                 | 1 10/100  | 1 10/100/1000   | 1 10/100/1000   | 1 10/100/1000  | 2 10/100/1000   | 1 10/100/1000   | 1 10/100/1000   |
| Console Port                    | RJ45  | RJ45  | RJ45  | RJ45   | RJ45  |   |   |
| Plenum Rated (UL-2043)          |   | ✓   | ✓   | ✓  | ✓   |   |   |
| Indoor/Outdoor Use              | Indoor  | Indoor  | Indoor  | Indoor   | Indoor  | Indoor  | Indoor  |
| Housing Material                | Plastic   | Plastic   | Plastic   | Metal  | Metal/Plastic   | Plastic   | Plastic   |
| Wireless & Network Features     |   |   |   |  |   |   |   |
| AP / WDS / WDS with AP          | ✓   | ✓   | ✓   | ✓  | ✓   | ✓   | ✓   |
| Wireless Client                 | ✓ (in S/A mode)   | ✓ (in S/A mode)   | ✓ (in S/A mode)   | ✓ (in S/A mode)  | ✓ (in S/A mode)   | ✓   | ✓   |
| Multiple SSID / 802.1Q          | Up to 16 SSID   | Up to 16 SSID   | Up to 16 SSID each radio  | Up to 16 SSID each radio   | Up to 16 SSID each radio  | 1 SSID each radio   | Up to 8 SSID  |
| WMM-PS/ IEEE 802.11e (U-APSD)   | ✓   | ✓   | ✓   | ✓  | ✓   | ✓   | ✓   |
| Wi-Fi Scheduler                 | ✓ (in S/A mode)   | ✓ (in S/A mode)   | ✓ (in S/A mode)   | ✓ (in S/A mode)  | ✓ (in S/A mode)   |   | ✓   |
| AP Traffic Load Balance         | ✓ (in S/A mode)   | ✓ (in S/A mode)   | ✓ (in S/A mode)   | ✓ (in S/A mode)  | ✓ (in S/A mode)   |   | ✓   |
| Security/Encryption             |   |   |   |  |   |   |   |
| WEP (64/128-bit)                | ✓   | ✓   | ✓   | ✓  | ✓   | ✓   | ✓   |
| TKIP/AES WPA/WPA2 PSK           | ✓   | ✓   | ✓   | ✓  | ✓   | ✓   | ✓   |
| WPA/WPA2 Ent. / 802.1X Auth.    | ✓   | ✓   | ✓   | ✓  | ✓   | ✓   | ✓   |
| MAC Address Filtering           | ✓   | ✓   | ✓   | ✓  | ✓   | ✓   | ✓   |
| Management                      |   |   |   |  |   |   |   |
| Web Interface                   | ✓   | ✓   | ✓   | ✓  | ✓   | ✓   | ✓   |
| Serial Management               | ✓   | ✓   | ✓   | ✓  | ✓   |   |   |
| Telnet & SSH                    | ✓   | ✓   | ✓   | ✓  | ✓   |   | ✓   |
| SNMP v1, v2c, v3                | ✓   | ✓   | ✓   | ✓  | ✓   |   | ✓   |
| Warranty & Pricing              |   |   |   |  |   |   |   |
| Warranty                        | Limited Lifetime  | Limited Lifetime  | Limited Lifetime  | Limited Lifetime   | Limited Lifetime  | 1-Year  | Limited Lifetime  |
| MSRP                            | \$199.99  | \$329.99  | \$549.99  | \$599.99   | \$799.99  | \$119.99  | \$109.99  |

wireless solutions, it's never been easier to have wireless everywhere, no matter how large or small the business.

| D-Link Wireless Access Points   | Standalone APs  |   |   |  |   |   |   |
|---------------------------------|---|---|---|--|---|---|---|
|                                 |  |  |  |  |  |  |  |
|                                 | DAP-2330  | DAP-2360  | DAP-2553  | DAP-2660   | DAP-2690  | DAP-2695  | DAP-3662  |
| Centralized Management          |   |   |   |  |   |   |   |
| Unified Switch/Controller       |   |   |   |  |   |   |   |
| Central WiFi Manager Controller | ✓   | ✓   | ✓   | ✓  | ✓   | ✓   | ✓   |
| Access Point Features           |   |   |   |  |   |   |   |
| Band                            | Single-band   | Single-band   | Dual-band Selectable  | Dual-band Concurrent   | Dual-band Concurrent  | Dual-band Concurrent  | Dual-band Concurrent  |
| Operation mode                  | Standalone  | Standalone  | Standalone  | Standalone   | Standalone  | Standalone  | Standalone  |
| Wi-Fi Standard                  | 802.11 b/g/n  | 802.11 b/g/n  | 802.11 b/g/n or 802.11 a/n  | 802.11 b/g/n and 802.11 a/n/ac   | 802.11 b/g/n and 802.11 a/n   | 802.11 b/g/n and 802.11 a/n/ac  | 802.11 b/g/n and 802.11 a/n/ac  |
| MIMO                            | 2x2   | 2x2   | 3x3   | 2x2  | 2x2   | 3x3   | 2x2   |
| Wi-Fi Speed                     | 300Mbps @2.4GHz   | 300Mbps @2.4GHz   | 450Mbps @2.4GHz<br>450Mbps @5GHz  | 300Mbps @2.4GHz<br>867Mbps @5GHz   | 300Mbps @2.4GHz<br>300Mbps @5GHz  | 450Mbps @2.4GHz<br>1300Mbps @5GHz   | 300Mbps @2.4GHz<br>867Mbps @5GHz  |
| Max. Output Power               | 2.4GHz: 26 dBm  | 2.4GHz: 26 dBm  | 2.4GHz: 21dbm<br>5GHz: 20dbm  | 2.4GHz: 26dBm<br>5GHz: 26dBm   | 2.4GHz: 23dBm<br>5GHz: 23dBm  | 2.4GHz: 27.5dBm<br>5GHz: 27.5dBm  | 2.4GHz: 26dBm<br>5GHz: 26dBm  |
| Antenna Type                    | 2 Internal omni-directional   | 2 External omni-directional   | 3 External omni-directional   | 4 Internal omni-directional  | 4 External omni-directional   | 6 External omni-directional   | 4 Internal omni-directional   |
| Antenna Gain (dBi)              | 3 dBi   | 5dBi  | 3dBi @ 2.4GHz<br>5dBi @ 5GHz  | 3dBi @ 2.4GHz<br>4dBi @ 5GHz   | 4dBi @ 2.4GHz<br>6dBi @ 5GHz  | 4dBi @ 2.4GHz<br>6dBi @ 5GHz  | 6dBi @ 2.4GHz<br>6dBi @ 5GHz  |
| Antenna Connector               |   | 2 RP-SMA Female   | 3 RP-SMA Female   |  | 4 RP-SMA Female   | 6 RP-SMA Female   |   |
| Power-over-Ethernet             | Yes (802.3af)   | Yes (802.3af)   | Yes (802.3af)   | Yes (802.3af)  | Yes (802.3af)   | Yes (802.3at)   | Yes (802.3af)   |
| Interface Ports                 | 1 10/100/1000   | 1 10/100/1000   | 1 10/100/1000   | 1 10/100/1000  | 1 10/100/1000   | 2 10/100/1000   | 2 10/100/1000   |
| Console Port                    |   |   |   |  | RJ45  | RJ45  | RJ45  |
| Plenum Rated (UL-2043)          |   | ✓   |   |  | ✓   | ✓   |   |
| Indoor/Outdoor Use              | Indoor  | Indoor  | Indoor  | Indoor   | Indoor  | Indoor  | Outdoor (IP67)  |
| Housing Material                | Plastic   | Metal   | Plastic   | Plastic  | Metal   | Metal   | Plastic   |
| Wireless & Network Features     |   |   |   |  |   |   |   |
| AP / WDS / WDS with AP Modes    | ✓   | ✓   | ✓   | ✓  | ✓   | ✓   | ✓   |
| Wireless Client Mode            | ✓   | ✓   | ✓   | ✓  | ✓   | ✓   | ✓   |
| Multiple SSID / 802.1Q          | Up to 8 SSID  | Up to 8 SSID  | Up to 4 SSID  | Up to 8 SSID each radio  | Up to 8 SSID each radio   | Up to 8 SSID each radio   | Up to 8 SSID each radio   |
| WMM-PS/ IEEE 802.11e (U-APSD)   | ✓   | ✓   | ✓   | ✓  | ✓   | ✓   | ✓   |
| Wi-Fi Scheduler (Green)         | ✓   | ✓   | ✓   | ✓  | ✓   | ✓   | ✓   |
| AP Traffic Load Balance         | ✓   | ✓   | ✓   | ✓  | ✓   | ✓   | ✓   |
| Security/Encryption             |   |   |   |  |   |   |   |
| WEP (64/128-bit)                | ✓   | ✓   | ✓   | ✓  | ✓   | ✓   | ✓   |
| TKIP/AES WPA/WPA2 PSK           | ✓   | ✓   | ✓   | ✓  | ✓   | ✓   | ✓   |
| WPA/WPA2 Ent. / 802.1X Auth.    | ✓   | ✓   | ✓   | ✓  | ✓   | ✓   | ✓   |
| MAC Address Filtering           | ✓   | ✓   | ✓   | ✓  | ✓   | ✓   | ✓   |
| Management                      |   |   |   |  |   |   |   |
| Web Interface                   | ✓   | ✓   | ✓   | ✓  | ✓   | ✓   | ✓   |
| Serial Management               |   |   |   |  |   |   | ✓   |
| Telnet & SSH                    | ✓   | ✓   | ✓   | ✓  | ✓   | ✓   | ✓   |
| SNMP v1, v2c, v3                | ✓   | ✓   | ✓   | ✓  | ✓   | ✓   | ✓   |
| Warranty & Pricing              |   |   |   |  |   |   |   |
| Warranty                        | Limited Lifetime  | Limited Lifetime  | Limited Lifetime  | Limited Lifetime   | Limited Lifetime  | Limited Lifetime  | Limited Lifetime  |
| MSRP                            | \$119.99  | \$159.99  | \$179.99  | \$229.99   | \$309.99  | \$389.99  | \$489.99  |

| D-Link Unified Wireless Controllers and Switches           | Unified Controllers   |   | Unified Switches   |   |   |
|--|---|---|--|---|---|
|  |  |  |  |  |  |
|  | DWC-1000  | DWC-2000  | DWS-3160-24PC  | DWS-3160-24TC   | DWS-4026  |
| 10/100/1000BASE-T Ports                                    | 6   |   | 20   | 20  | 24  |
| Combo 10/100/1000BASE-T/SFP Ports                          |   | 4   | 4  | 4   | 4   |
| Optional 10G Uplink Module                                 |   |   |  |   | 2 Slots for XFP or CX4  |
| Console Port   | RJ45  | RJ45  | RJ45   | RJ45  | RS-232  |
| Power-over-Ethernet  |   |   | Yes (802.3at)  |   | Yes (802.3af)   |
| PoE Power Budget   |   |   | 370W (740W w/RPS)  |   | 370W  |
| Switching Capacity   |   |   | 48 Gbps  | 48 Gbps   | 88 Gbps   |
| Max. AP per unit (default/upgrade)                         | 6/24  | 64/256  | 12/48  | 12/48   | 64  |
| Max. AP per Switch/Controller Peer Group (default/upgrade) | 24/96   | 256/1024  | 48/192   | 48/192  | 256   |
| Redundant Power Supply                                     |   |   | DPS-700  | DPS-200A  | DPS-600   |
| Additional AP License Upgrades                             | DWC-1000-AP6-LIC  | DWC-2000-AP32-LIC<br>DWC-2000-AP64-LIC<br>DWC-2000-AP128-LIC                      | DWS-3160-24PC-AP12-LIC<br>DWS-3160-24PC-AP24-LIC                                   | DWS-3160-24TC-AP12-LIC<br>DWS-3160-24TC-AP24-LIC                                    |   |
| VPN/Router/Firewall License Upgrade                        | DWC-1000-VPN-LIC  |   |  |   |   |
| Web Content Filtering 12-month License Upgrade             | DWC-1000-WCF-12-LIC   |   |  |   |   |

| PoE Power Injectors | Injectors   |
|---------------------|---|
|                     |  |
|                     | DPE-101GI   |
| Supported speeds    | 10/100/1000BASE-T   |
| Max power           | 19W   |

| D-Link Central WifiManager Controller | Software  |
|---------------------------------------|---|
|                                       |  |
|                                       | CWM-100   |
| Web-based management                  | ✓   |
| Multi-site management                 | ✓   |
| NAT pass-through                      | ✓   |
| Captive portal and access control     | ✓   |
| Auto RF management                    | ✓   |
| Bandwidth optimization                | ✓   |

## Comprehensive Service and Support

D-Link Professional Services and Support for business ensures you get the best fit solution for your unique environment.

Call or visit us online for more information on the complete line of D-Link Wireless solutions:

[www.dlink.com/business](http://www.dlink.com/business)  
888.331.8686 | Email: [getmore@dlink.com](mailto:getmore@dlink.com)