



Building Entrance Terminals

INDOOR - MS₂ CONNECTOR SERIES - BET



Underwriters
Laboratories

1880ECM1-25

25 PAIR - INDOOR BET - MS₂/110 - COVER & SPLICE CHAMBER

Product Specifications


UL497 Primary Protector for Communication Circuits

NAFTA Country of Origin: CANADA - All Models are "Buy America Act" Approved.

These 16 AWG steel building entrance terminals feature an easy to install MS₂ style connector for use in specialized OSP installations including ONU and FTTx and military command and control centers. Also included are multiple external and internal ground lugs as well as a splice chamber. UL Approval standard on all terminals. Standard 5-pin protector modules, available in gas tube and solid state versions, are sold separately.

Features & Benefits

- 16 AWG Powder Coated Steel Construction
- Equipped with an Internal 26 AWG Fuse Link
- External Ground Connectors Accept 6 - 14 AWG Wire
- Industry Standard 5 Pin Design
- Exceeds UL497 Primary Protection Standards
- Stackable with Connection Grommets Included
- MS₂ Input Accepts 22 - 28 AWG Wire/110 Output Accepts 22- 26 AWG Wire



1880ECM1-25

Ordering Information

Model Number	Stock Code	Pair Count	Input	Output	Dimensions (H" x W" x D")	Weight (lbs)
1880ECM1-25	305007	100	MS2	110	7.50 x 11.50 x 5.25	8



Building Entrance Terminals

INDOOR - MS₂ CONNECTOR SERIES - BET

1880ECM1-25

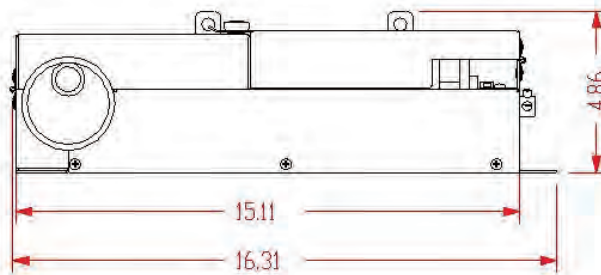
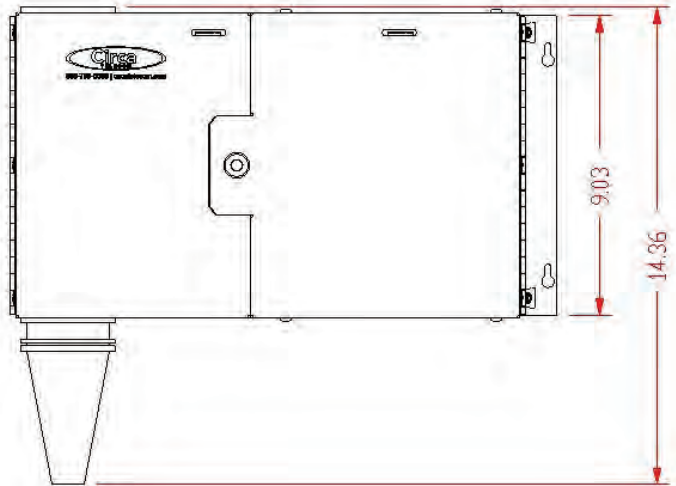
25 PAIR - INDOOR BET - MS₂/110 - COVER & SPLICE CHAMBER



Physical Dimensions

UL497 Primary Protector for Communication Circuits

7.50 x 11.50 x 5.25
(H" x W" x D")



Notes

Installation:

Indoor Wall Mount

MS₂ Connector Input - 3.5' 24 AWG Cable Stub

Splice Chamber: Separate enclosure and cover for OPS gel filled Input cable

RUS Approved Material - 2011 Edition RUS Publication 344-2 (Section 4.1.2 and 4.2)

Circa Telecom, Inc © 2013 - Version 1.03