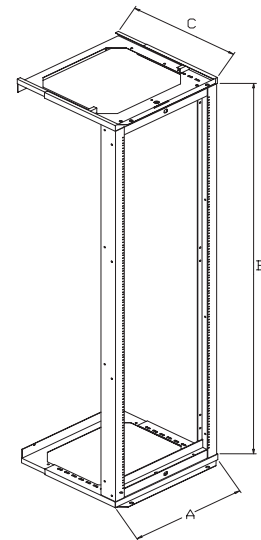


SWING-OUT RACK: 44U & 38U




Features:

- Heavy gauge steel
- All welded construction
- Stamped "U" markings
- Rack tapped #10-32 UNF to EIA Standard pattern
- Cage-nut style available
- 19" EIA equipment mounting
- Swings out for access to rear of installed equipment
- Vertical CMS option (see Page 4.1.5)
- Wet painted black to avoid clogged threads
- Adjustable depth: 15.00" To 27.00"
- Field reversible
- Top bolts to wall
- Base sits on floor



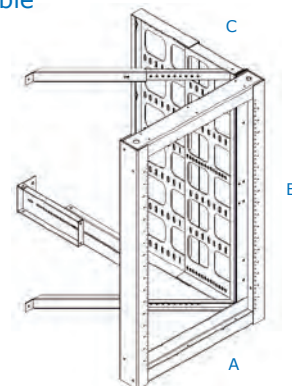
PART NUMBER	A	B	C (ADJUSTABLE)	# of U's
RFM-1944-RSO-ADJ	21.50	85.50	15.00 ~ 27.00	44U
RFM-1938-RSO-ADJ	21.50	75.00	15.00 ~ 27.00	38U

WALL MOUNT SWING-OUT RACK: 18U



Features:

- Heavy gauge steel
- Stamped "U" markings
- Rack tapped #10-32 UNF to EIA Standard pattern
- Swings out for access to rear
- 19" EIA equipment mounting
- Vertical CMS option (see Page 4.1.5)
- Wet painted black to avoid clogged threads
- Adjustable depth: 15.00" To 21.00"
- Field reversible



PART NUMBER	A	B	C (ADJUSTABLE)	# of U's
RFM-1918-RWS-ADJ	21.50	35.50	15.00 ~ 21.00	18U