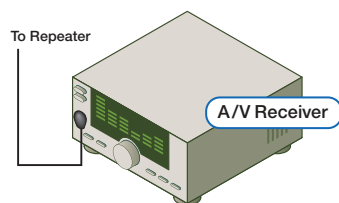


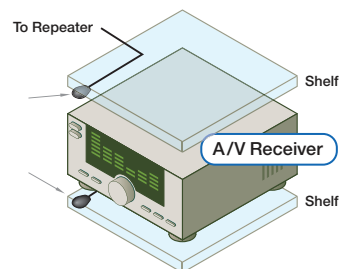
KD-IRE3501F IR Emitter(s) Installation:

- › Your KD-IRKIT300 can facilitate up to four (4) IR Emitters.
- › For the most reliable performance, mount your IR Emitter directly to your AV Device's IR sensor window. See example 1 below.
- › Other, less reliable, mounting locations for your IR Emitter include the shelving or cabinet doors that house your AV Device. See examples 2 and 3 below.
 - › Note: Make sure that mounting surfaces are clean and dry for best results.

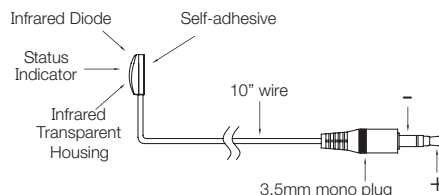
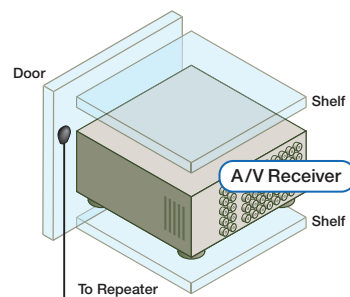
Example 1: Most Reliable



Example 2: Reliable

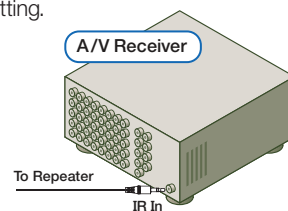


Example 3: Reliable



Emitter Blaster Installation:

- › Your KD-IRKIT300 can facilitate up to two (2) IR Emitter Blasters.
- › IR Emitter Blasters can be used in combination with IR Emitters.
- › IR Emitter Blasters are not included in this package.
- › To utilize Emitter Blasters, simply set dip-switches to "BL ON" setting.



The Experts in Digital Video Technology and Solutions™

Product Features

- › Emitter output supports up to four (4) emitters or two (2) emitters and two (2) emitter blasters per unit (not included).
- › Accommodates cable runs up to 1000 ft. when dipswitch is set to "net on" position. CAT5 cabling is recommended for lengthy IR Emitter distances.
- › Accepts total of two (2) IR Receivers through 3.5 mm IR Receiver input and/or through Phoenix Adapter Terminal Block.
- › Handles virtually all standard remote controls.
- › Capable of sending status signals to power and peripheral devices by utilizing the Status In jack.
 - › Note: Additional power supply is not provided with this kit.

Technical Specifications

Control Range

- › Up to 30 feet depending on remote strength and ambient interference

Control Angle

- › +/- 45 degrees off center axis

Infrared modulation frequency bandwidth

- › 30-100kHz

Power Requirements

- › DC 12V, 1.2A

Dimensions

- › 3.125" x 2.125" x 1"

Expansion

- › You can expand your KD-IRKIT300 with additional KD-IRKIT300 units. A total of three (3) units can be expanded together, allowing you to utilize up to six (6) IR Receivers.
- › Total distance between expanded units is not to exceed a total of 50'. For example, two (2) units can be supported by 50 feet of high quality connection cable, or three (3) units can be supported by 25 feet in between each unit.
- › Expansion of KD-IRKIT300 units requires that power be given to one (1) unit only.

Expansion Instructions:

- › To expand your KD-IRKIT300 with multiple units, simply connect the two units by inserting and securing high quality cabling into the phoenix adapter blocks of both units. It is suggested that speaker cabling be used.