

WPP-531-X SPECIFICATIONS

HANDSFREE SPEAKERPHONE WITH PUSH-BUTTON AUTODIAL FOR RING-DOWN OPERATION IN A WEATHERPROOF HOUSING

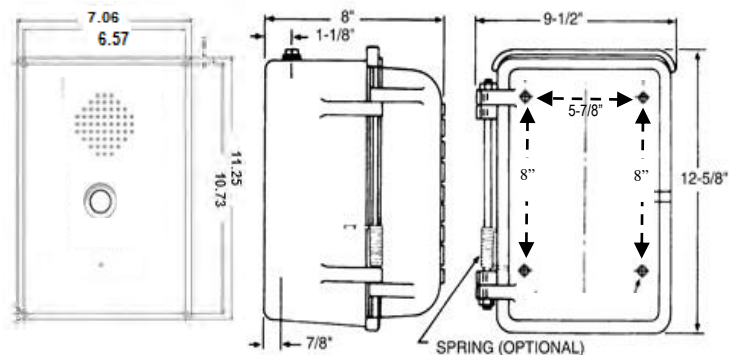
Standard Analog Power, but also available in VoIP versions

Heavy duty stainless steel handsfree speakerphone in a cast aluminum black waterproof housing with TELEPHONE on door and pin latch for wall or pole mount. Designed with push button for ring-down operation and red/green LED light provides visual indication of call progress. Telephone can be programmed to time out calls from 1-9 minutes or no time out and block or allow incoming calls. Telephone can not be left off-hook, as it detects when called party hangs up and resets itself. Phone relies on external equipment to control calling. Equipped with a weatherproof, puncture resistant speaker and microphone and tamper resistant security screws. ADA Emergency features Available. WPP models available in black, (-R) red, (-Y) Yellow, or (-G) Gray with TELEPHONE or EMERGENCY on door.









SPECIFICATIONS

Panel Size:	7 1/6"W x 11 1/4"H
Weatherproof Housing:	9 1/2"W x 12 5/8"H x 8"D (Including Door)
Weight:	Approximately 17 lbs.
Mounting Instructions:	Weatherproof Housing 4 holes spaced 8" x 5 7/8" Also available pole mounting bracket
Environment:	Temperature: -30°C (-22°F) to 60°C (140°F) Humidity: 0%-90% non-condensing
Programming:	Via DTMF Keypad
Input Power:	Telephone Line Powered
Loop Current:	30mA min to 80mA max
Impedance:	600 ohms
Type Jack:	RJ11C
Ringer Equivalency:	0.4A
UL & FCC Registration:	Certified
ACCESSORIES:	301-064 Security Tool (required for installation)



ADDITIONAL OPTIONS

IP - Voice over Internet Protocol Version available on all models (SIP)

-ADA	Weatherproof Housing	-ST/-SB/-RST	-RIL	-SP	Pole Mount	Additional Options & Features
						Auto Answer (AA) Remote Programming (RP) Voice Announcement (VA)
<ul style="list-style-type: none"> Red/ green LED call progress indicator light Braille Emergency Plate "EMERG. PHONE" Red push button 	Standard Black & TELEPHONE on Door -B-EMER Black & EMERGENCY on Door -R Red & EMERGENCY on Door -R-TEL Red & TELEPHONE on Door -Y Yellow & EMERGENCY on Door -Y-TEL Yellow & Telephone on Door -G Grey & TELEPHONE on Door -G-EMER Grey & EMERGENCY on Door	Blue Strobe Light option: <ul style="list-style-type: none"> Steady on Flashing For location visibility <i>Requires AC power</i> 	Ring Indicator Light located on the phone panel for visual ring indication.	Spring loaded door option	Pole Mounting bracket fits poles 2.5" - 6".	



Providing Telecommunication Solutions Since 1930

Communication Equipment
& Engineering Company

<http://www.ceeco.net>
Email: sales@ceeco.net

519 SW Park Street

Okeechobee, FL

Voice 863-357-0798

Fax 863-357-0006