

WPP-531-FD SPECIFICATIONS

HANDSFREE SPEAKERPHONE WITH KEYPAD AND PUSH-BUTTON AUTODIAL IN A WEATHERPROOF HOUSING

Heavy duty stainless steel handsfree speakerphone with keypad and autodial in a cast aluminum black waterproof housing. Push button to initiate call and red/green LED light provides visual indication of call progress. Telephone can be programmed with call restrictions, ability to dial a PBX or access number, allow or block incoming calls, provide call time-out from 1-9 minutes or no time-out. Autodial button dials a preprogrammed number from 1-11 digits. Telephone can not be left off-hook, as it detects when called party hangs up and resets itself. Equipped with a marine quality chrome tone dial keypad, weatherproof, puncture resistant speaker and microphone and tamper resistant security screws. ADA Emergency features Available. WPP models available in black, (-R) red, (-Y) Yellow, or (-G) Gray with TELEPHONE or EMERGENCY on door.



SPECIFICATIONS

Panel Size: 7 1/6"W x 11 1/4"H
Weatherproof Housing: 9 1/2"W x 12 5/8"H x 8"D (Including Door)

Weight: Approximately 17 lbs.

Mounting Instructions: Weatherproof Housing
4 holes spaced 8" x 5 7/8"
Also available pole mounting bracket

Environment: Temperature: -30°C (-22°F) to 60°C (140°F)
Humidity: 0%-90% non-condensing

Programming: Via DTMF Keypad

Input Power: Telephone Line Powered

Loop Current: 30mA min to 80mA max

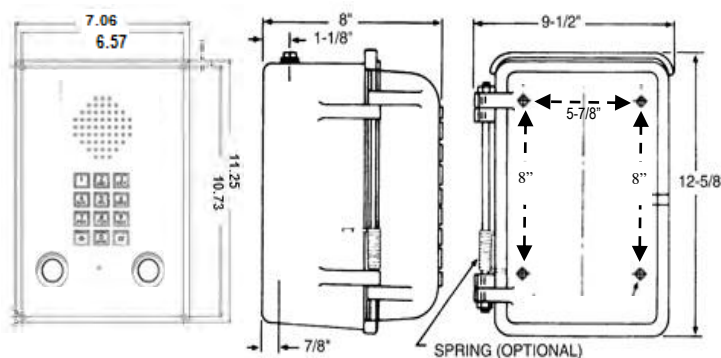
Impedance: 600 ohms







Type Jack: RJ11C

Ringer Equivalency: 0.4A

UL & FCC Registration: Certified

ACCESSORIES: 301-064 Security Tool
(required for installation)



ADDITIONAL OPTIONS		IP - Voice over Internet Protocol Version available on all models (SIP)				
-ADA	Weatherproof Housing	-ST/-SB/-RST	-RIL	-SP	Pole Mount	Additional Options & Features
						Auto Answer (AA) Remote Programming (RP) Voice Announcement (VA)
<ul style="list-style-type: none"> Red/ green LED call progress indicator light Braille Emergency Plate "EMERG. PHONE" Red push button 	Standard Black & TELEPHONE on Door -B-EMER Black & EMERGENCY on Door -R Red & EMERGENCY on Door -R-TEL Red & TELEPHONE on Door -Y Yellow & EMERGENCY on Door -Y-TEL Yellow & Telephone on Door -G Grey & TELEPHONE on Door -G-EMER Grey & EMERGENCY on Door	Blue Strobe Light option: <ul style="list-style-type: none"> Steady on Flashing For location visibility Requires AC power 	Ring Indicator Light located on the phone panel for visual ring indication.	Spring loaded door option	Pole Mounting bracket fits poles 2.5" - 6".	



Providing Telecommunication Solutions Since 1930

Communication Equipment
& Engineering Company

<http://www.ceeco.net>
Email: sales@ceeco.net

519 SW Park Street

Okeechobee, FL

Voice 863-357-0798

Fax 863-357-0006