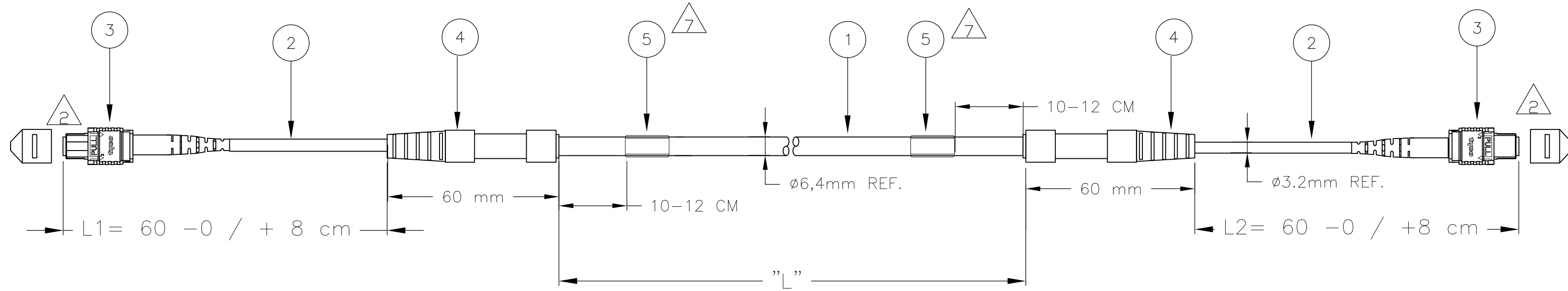


THIS DRAWING IS UNPUBLISHED. RELEASED FOR PUBLICATION
 © COPYRIGHT BY TYCO ELECTRONICS CORPORATION. ALL INTERNATIONAL RIGHTS RESERVED.

LOC	DIST	REVISIONS					
H	-	P	LTR	DESCRIPTION	DATE	DWN	APVD
		A		INITIAL RELEASE	02NOV2010	TvdM	MO



NOTES:

- 1 TOLERANCE LENGTH "L" ACC. TO CUSTOMER DRAWING 2055705
- 2 MPO INFORMATION:
 - MARKING ON CONNECTOR HOUSING INDICATES FIBER 1 SIDE
 - ANGLED (8 DEGREES)
- 3 FIBER PATH A-A / B-B STRAIGHT
- 4 ATTENUATION ≤ 0,6 dB MEASURED AT 1310 AND 1550 nm ACC. IEC 61300-3-4 METHOD B WITH MODAL CONDITION ACC. IS 14763-3, OFSTP-14, IEC 61280-4-1 + CABLE LOSS FOR LENGTHS > 10 METER ACC. TO CUSTOMER DRAWING 2055703
- 5 RETURN LOSS ≥ 35 dB MEASURED IN MATED CONDITION AGAINST REF. CONNECTOR AT 1310 AND 1550 nm.
- 6 TEST RESULT SHEET WITH EACH INDIVIDUALLY PACKED ASSEMBLY
- 7 INFORMATION ON LABEL:
 - BARCODE
 - PART NUMBER & FACTORY ORDER NUMBER
 - CABLE LENGTH ("L")
 - UNIQUE SERIAL NUMBER
- 8 PACKAGING:
 - ASSEMBLIES FROM 2 METER UP TO 50 METER WILL BE PACKED IN A CARTON BOX.
 - ASSEMBLIES > 50 METER WILL BE DELIVERED ON A REEL.
- 9 CABLE INFORMATION:
 - CORE DIAMETER: 9/125 μm.
 - OUTER CABLE DIAMETER: 6.4mm.
 - OUTER CABLE COLOR: YELLOW.
 - OUTER CABLE MATERIAL: LSZH (LOW SMOKE ZERO HALOGEN).
 - CABLE LOSS 0.5 dB/km AT 1310 AND AND 0.4 dB/ km AT 1550 nm.
- 10 ASSEMBLIES FROM 100 METER UP TO 500 METER ACC. TO CUSTOMER DRAWING 2055712.

1	TRUNK LENGTH "L" CABLE LENGTH FROM 2 METER UP TO 99 METER
PART NUMBER	SEE CUSTOMER DRAWING
X-2055711-Y	2055705

3	DAT-35 LABEL	5
2	FOAC FAN-OUT	4
2	MPO CONNECTORS	3
L1/ L2	FURCATION TUBE ROUND, YELLOW	2
AR	FOCAB 12F SM 9/125 YELLOW LSZH	1
Qty	Description	Item

THIS DRAWING IS A CONTROLLED DOCUMENT.		DWN	T.vd MEULEN	02NOV2010	Tyco Electronics Corporation 's-Hertogenbosch, Nederland		
DIMENSIONS: mm		CHK	M.OPPERS	02NOV2010	NAME		
TOLERANCES UNLESS OTHERWISE SPECIFIED:		APVD	T.vd MEULEN	02NOV2010	FOTRK 12 FOLD SM LEAD MPO - MPO FEM STRAIGHT		
0 PLC	± -	PRODUCT SPEC		-			
1 PLC	± -	APPLICATION SPEC		-			
2 PLC	± -	WEIGHT		-			
3 PLC	± -	SIZE		A2		CAGE CODE	
4 PLC	± -	MATERIAL		00779		DRAWING NO	
ANGLES	± -	FINISH		C=2055711		RESTRICTED TO	
-		-		CUSTOMER DRAWING		SCALE	
				NTS		SHEET 1 of 2	
						REV A	

THIS DRAWING IS UNPUBLISHED. RELEASED FOR PUBLICATION
 © COPYRIGHT BY TYCO ELECTRONICS CORPORATION. ALL INTERNATIONAL RIGHTS RESERVED.

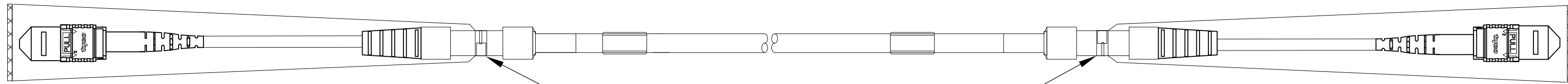
LOC	DIST	REVISIONS			
P	LTR	DESCRIPTION	DATE	DWN	APVD
H	-	SEE SHEET 1	-	-	-

3

FIBER PATH STRAIGHT A-A / B-B		
FIBER		FIBER
1	←→	1
2	←→	2
3	←→	3
4	←→	4
5	←→	5
6	←→	6
7	←→	7
8	←→	8
9	←→	9
10	←→	10
11	←→	11
12	←→	12

11

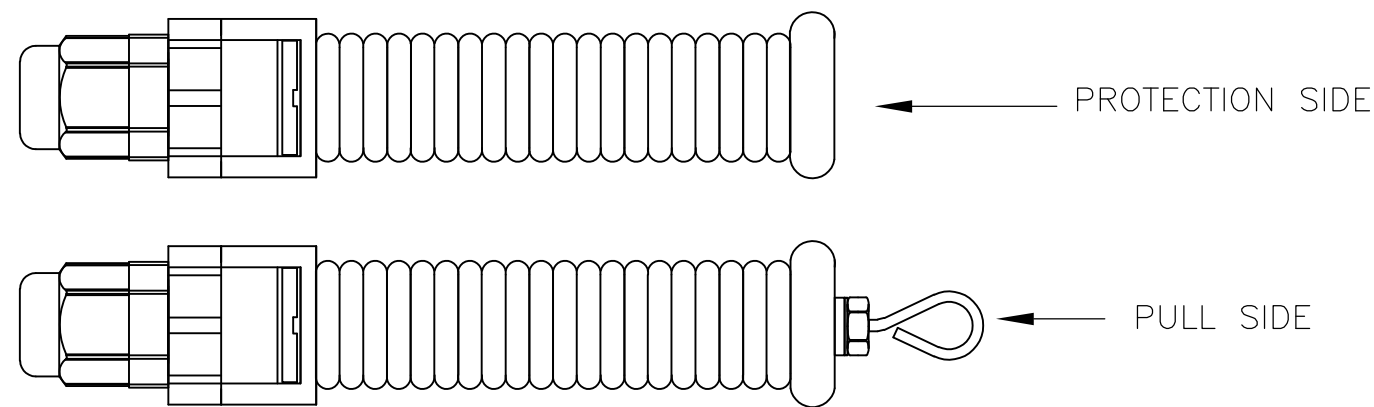
CONNECTORS AND TAILS ARE PROTECTED BY A SOFT PLASTIC SLEEVE
 (PULL ON THIS SLEEVE IS NOT ALLOWED).



RE-USABLE TIE-WRAPS

12

INFORMATION ABOUT A PULL AND PROTECTION KIT ASK YOUR LOCAL SALES REPRESENTATIVE.
 SEE LAY-OUT OF THIS KIT BELOW.



PROTECTION SIDE

PULL SIDE

THIS DRAWING IS A CONTROLLED DOCUMENT.		DWN T.vd MEULEN 02NOV2010	Tyco Electronics Corporation 's-Hertogenbosch, Nederland	
DIMENSIONS: mm		CHK M.OPPERS 02NOV2010	NAME FOTRK 12 FOLD SM LEAD MPO - MPO FEM STRAIGHT	
		APVD T.vd MEULEN 02NOV2010	RESTRICTED TO	
TOLERANCES UNLESS OTHERWISE SPECIFIED:		PRODUCT SPEC	SIZE A2	CAGE CODE 00779
0 PLC ± -		APPLICATION SPEC	DRAWING NO C=2055711	SCALE NTS
1 PLC ± -		WEIGHT	SHEET 2 of 2	REV A
2 PLC ± -		CUSTOMER DRAWING		
3 PLC ± -				
4 PLC ± -				
ANGLES ± -				
FINISH				