


Middle Atlantic Products

EXCEPTIONAL SUPPORT & PROTECTION™

Fan Options

Control temperature within an enclosure with fan options and accessories

FAN



- 115V fan rated at 95 CFM
- 39 dBA (measurements made 1 meter from source, centered horizontally and vertically)
- Smooth, long life ball-bearing design
- UL Recognized in the US and Canada
- Used in:
 - KO-AWFP2, selectively vented rear door knockout fan panel and HDR-FAN (See A&E Spec # 96-975)
 - DLBX (A&E Spec # 96-01008) DVR lockbox and VLBX (A&E Spec # 96-942) VTR lockbox
 - MW-4FT-380 CFM and ERK-4FT-285CFM fan tops


FAN

QFAN



- 115V fan rated at 50 CFM
- <30 dBA (measurements made 1 meter from source, centered horizontally and vertically)
- Quiet fan includes fan guard with black powder coat finish
- Smooth, long life ball-bearing design
- UL Recognized in the US and Canada
- Used in:
 - QFP-1 (one fan) and QFP-2 (two fans) black anodized fan panels; QTFP-1 and QTFP-2 black textured powder coat fan panels
 - MW-4QFT-FC* (four fans) and ERK-4QFT-FC (three fans) integrated fan tops with thermostatic fan control
 - SCQ Series* monitoring consoles (A&E Spec # 96-989) and SCQRK Series* enclosures (A&E Spec # 96-995)
 - Edit Center multimedia studio furniture (See Master Catalog)

* SCQ Series, SCQRK Series and integrated fan tops are UL Listed in the US and Canada


QFAN

FAN-6



- 115V fan rated at 220 CFM
- 49 dBA (measurements made 1 meter from source, centered horizontally and vertically)
- Smooth, long life ball-bearing design
- UL Recognized in the US and Canada
- Used in:
 - MW-6FT-660CFM and ERK-6FT-440CFM fan tops


FAN-6

CUSTOMIZABLE SPECIFICATION CLIPS AVAILABLE AT MIDDLEATLANTIC.COM

FAN-10



- 115V fan rated at 550 CFM
 - 49 dBA (measurements made 1 meter from source, centered horizontally and vertically)
 - Smooth, long life ball-bearing design
 - UL Recognized in the US and Canada
 - Used in:
 - MW-10FT-FC* and ERK-10FT-FC* integrated fan tops with thermostatic fan control
 - MW-10FT-550CFM and ERK10FT-550CFM fan tops
- * Integrated fan tops are UL Listed in the US and Canada



FAN10

BMF-FAN10



- 115V fan rated at 825 CFM
- 60 dBA (measurements made 1 meter from source, centered horizontally and vertically)
- Maximum cooling for enclosures with high heat density
- Smooth, long life ball-bearing design
- UL Recognized in the US and Canada



BMF-FAN10

AXS-FAN



- 115V fan rated at 57 CFM
- 30 dBA (measurements made 1 meter from source, centered horizontally and vertically)
- Slim design fits AXS Series rack
- Smooth, long life ball-bearing design
- UL Recognized in the US and Canada
- AXS-FAN-K available, includes two fans (33 dBA, 114 CFM)



AXS-FAN

UQFP Series Ultra Quiet Fan Panel



- Overtemp and fan failure notification via contact closure
- 100 CFM in 4 fan units, 50 CFM in 2 fan units
- Minimal friction, long-lasting hydrowave-bearing design
- UL Listed power supply with 6' cord
- See Ultra Quiet Fan Panel A&E Spec # 96-01037
- Quiet operation, 27 dBA at full speed for 4 fan models, 24 dBA at full speed for 2 fan models
- Temperature display, LED indicators and designer-inspired aesthetic treatments available
- Fan speeds proportional to temperature of enclosure to extend fan life, reduce dust and maintenance

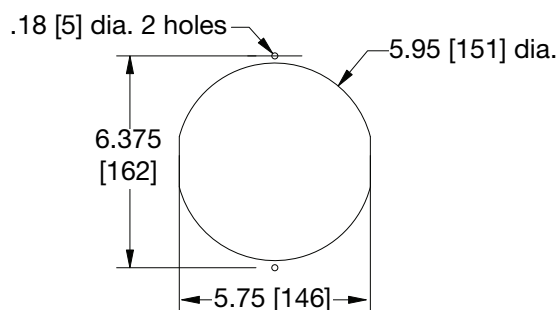


UQFP-4D

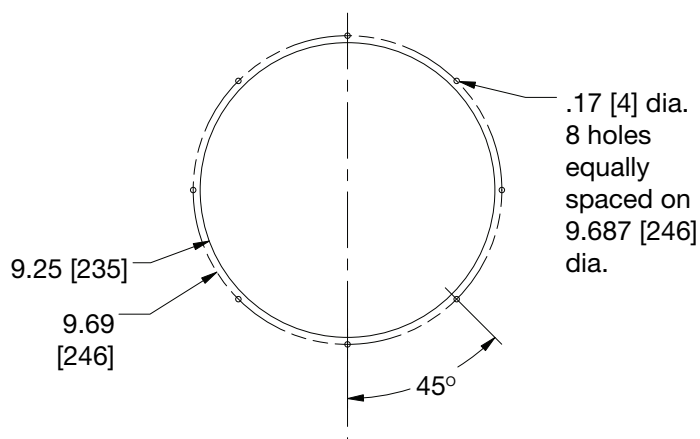
Specifications for Fan Options

MODEL #	SIZE	VOLTAGE (V)	CURRENT (mA)	SPEED (RPM)	NOISE (dBA)	STATIC PRESSURE (In H ₂ O)	AIRFLOW (CFM)
QFAN	4.69" x 4.69" x 1.5" [119 x 119 x 38]	115	80	1450	<30	0.07	50
FAN	4.69" x 4.69" x 1.5" [119 x 119 x 38]	115	190	2750	39	0.26	95
FAN-6	6.77" x 5.91" x 1.5" thk [172 x 150 x 38 thk]	115	420	2900	49	0.6	220
FAN-10	10" dia. x 3.5" thk [254 dia. x 89 thk]	115	500	1650	49	0.365	550
AXS-FAN	4.69" x 4.69" x 1.0" [119 x 119 x 38]	115	90	2300	30	0.09	57
BMF-FAN10	10" dia. x 4.25" thk [254 dia. x 108 thk]	115	1300	2400	60	0.405	825

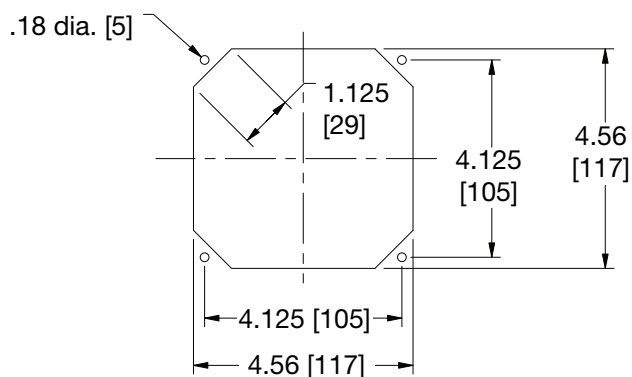
Mounting hole dimensions for FAN-6



Mounting hole dimensions for BMF-FAN10 and FAN-10



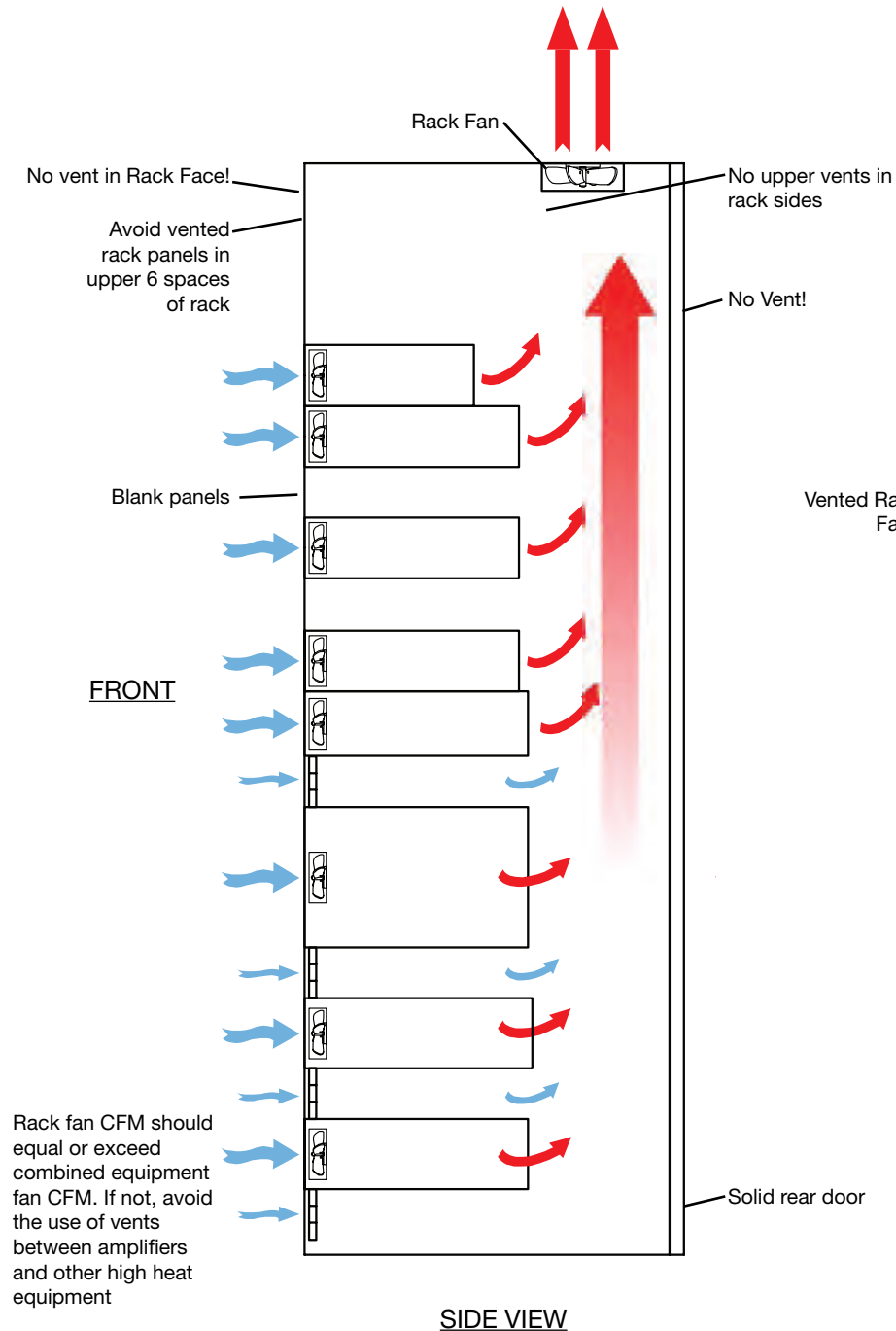
Mounting hole dimensions for QFAN, FAN, AXS-FAN



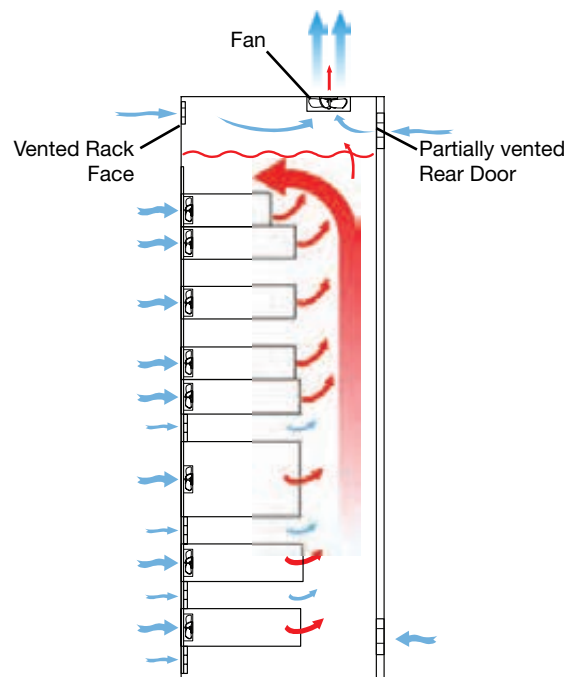
All dimensions in inches unless otherwise noted [Bracketed dimensions are in millimeters]

Quick guide to proper thermal management

PROPER Forced Air with front-intakes on equipment



WRONG Forced Air with front-intakes on equipment



For more information, download the Thermal Management White Paper at middleatlantic.com