


Middle Atlantic Products

EXCEPTIONAL SUPPORT & PROTECTION™

Duct Cool Long Pull Vent System



A complete remote cooling solution that allows you to manage the heat in closets quietly and effectively

Features

- Removes air from enclosed areas with minimal noise
- High powered mixed flow fan is quieter and more efficient than centrifugal fans
- Operates only when needed, minimizing noise and dust
- Includes 25 ft. of flexible insulated duct
- Simple installation with flexible positioning options



DUCT COOL

Architects' and Engineers' Specifications

SYSTEM

Long pull vent system shall be Middle Atlantic Products model # DUCT-COOL-__PT (refer to chart). DUCT-COOL-__PT shall measure __W x __H x __D with the air duct having a diameter of __ (refer to chart). Fan shall displace __CFM with a maximum decibel level of __ (measured 1 meter centered horizontally and vertically, using 15 feet of straight hose) (refer to chart). Temperature probe with 30 ft. wire shall be provided for temperature sensing that automatically turns on at 88° F and turns off automatically at 85° F. DUCT-COOL shall include 25 ft. of flexible insulated duct, consisting of a flexible helix core made of 2-ply polyester laminate and corrosion resistant zinc coated wire, surrounded by a blanket of glass fiber insulation, jacketed by a heavy duty, fire retardant black polyethylene vapor barrier. DUCT-COOL shall also include a powder-coated steel mounting plate. Mounting plate shall be constructed of 16-gauge steel. Mounting plate shall have the ability to be mounted on 16" studs or on flat surfaces. DUCT-COOL shall include a louvered vent and mounting collar to mount to desired wall or ceiling and connect flexible insulated duct to inline mixed flow fan unit. DUCT-COOL shall be RoHS EU Directive 2002/95/EC compliant. DUCT-COOL shall be manufactured by an ISO 9001 and ISO 14001 registered company. DUCT-COOL shall be ETL Listed to UL standard 1419 in the US and CAN/CSA C22.2 #1 in Canada. DUCT-COOL shall be warrantied to be free from defects in materials and workmanship for a period of 3 years.

THERMOSTAT

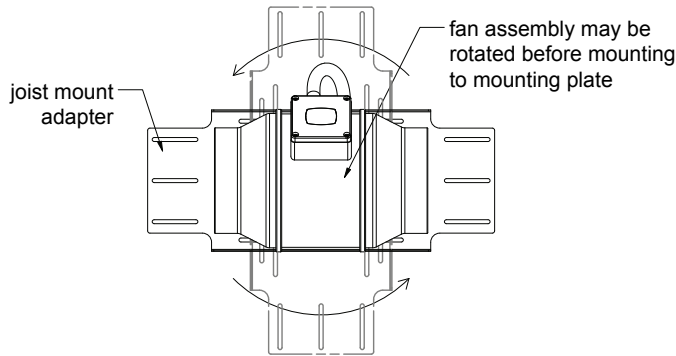
Optional thermostat shall be Middle Atlantic Products model # THERM-A. Thermostat shall be mounted into a standard Decora® opening. THERM-A shall have a user definable temperature range (60° F to 100° F). THERM-A shall be for indoor use in dry locations only. Module shall be warrantied to be free from defects in material or workmanship under normal use and conditions for a period of 3 years.

CUSTOMIZABLE SPECIFICATION CLIPS AVAILABLE AT MIDDLEATLANTIC.COM

Duct Cool basic dimensions

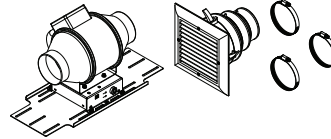
Note: When two sets of dimensions are shown, first set is for DUCT-COOL-1PT and second set is for DUCT-COOL-2PT

TOP VIEW



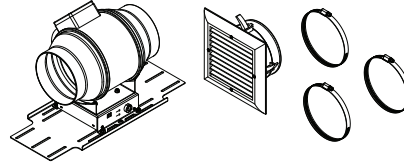
DUCT-COOL-1PT

(Duct and hardware kit not shown)

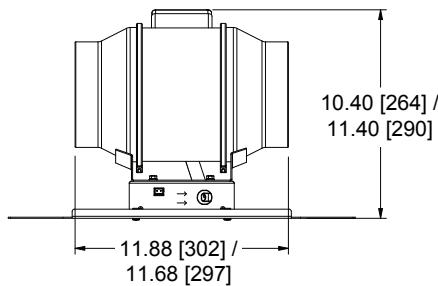


DUCT-COOL-2PT

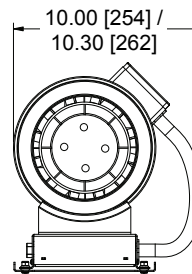
(Duct and hardware kit not shown)



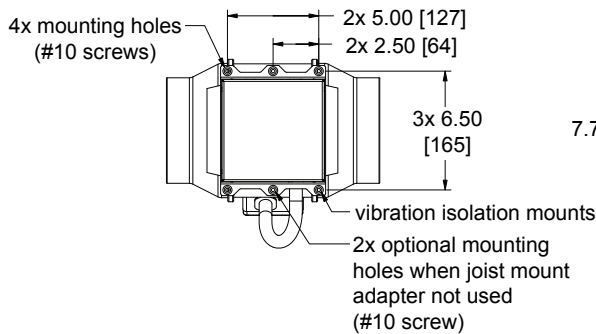
FRONT VIEW



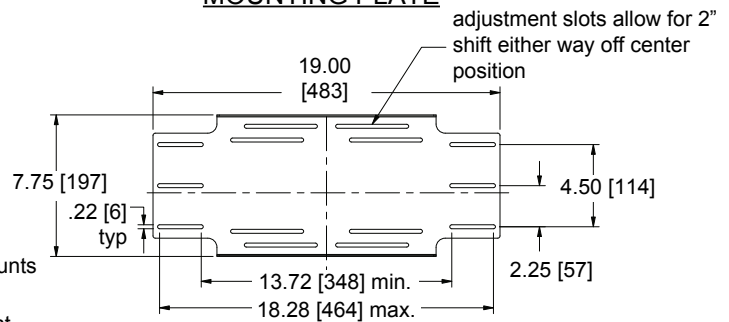
SIDE VIEW



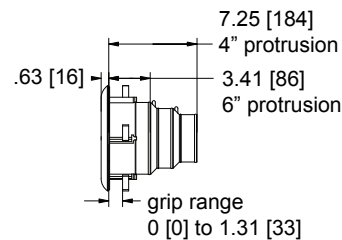
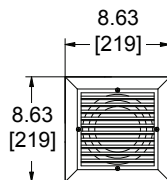
BOTTOM VIEW



MOUNTING PLATE



LOUVERED VENT



Model #	Width	Height	Depth	Air Duct Diameter	Voltage VAC @ 60Hz	CFM (M3/min)	dB Level*
DUCT-COOL-1PT	10.00 (254)	10.40 (264)	11.88 (302)	4 (102)	120	135 (3.80)	35.7
DUCT-COOL-2PT	10.30 (262)	11.40 (290)	11.68 (297)	6 (153)	120	293 (8.30)	36.5

* Measured 1 meter centered horizontally and vertically, using 15 foot of straight hose

All dimensions in inches unless otherwise noted [All dimensions in brackets are millimeters]

