

EH1512 Series Enclosure

INDOOR/OUTDOOR

Product Features

- Cost Effective
- Small, Sleek, Contemporary Design
- High Reliability Die-Cast Construction
- Tethered Lid
- Tamper-Proof Hardware (Available as an Option with the EH-SKIT Security Kit)
- Cable Entry Glands and Mounting Holes on Bottom of Enclosure
- Designed for Indoor/Outdoor Applications
- Meets IP66 and NEMA Type 4X Standards
- Easy Access for Servicing and Installation
- Models Available with Factory-Installed Low Power Heater and Blower with 24 VAC Camera Power Supply
- Models with Feedthrough Mount Available
- 3-Year Warranty

The **EH1512 Series** is an indoor/outdoor, cost effective camera enclosure constructed from die-cast aluminum. The **EH1512** has a compact body length of 13.38 (base) and 14.39 (overall) inches (33.99 and 36.55 cm, respectively).

EH1512 Series enclosures are for use with analog and IP cameras having both fixed and variable focal length lenses (with or without auto iris operation). The tethered, removable lid provides easy access to the innovative camera sled. Two adjustable glands (PG9 and PG11) on the bottom of the enclosure allow for easy installation of the power and video cables.



EH1512 ENCLOSURE WITH EM1512 MOUNT

Field-installed options include a heater and blower with 24 VAC camera power supply and sun shroud. The enclosures also can be factory-ordered with 24 VAC, 120 VAC, or 230 VAC heater and blower with 24 VAC camera power supply and sun shroud.

The **EH1512 Series** is ideal for small to medium size analog and IP cameras and can be mounted to Pelco's EM1512 (feedthrough wall mount), EM1450 (non-feedthrough wall mount), or any other Pelco light to medium duty mount.

An EH-MKIT marine kit is available for EM1512 and EM1450 wall mounts. The marine kit protects enclosures and wall mounts from galvanic corrosion.



by Schneider Electric

International Standards
Organization Registered Firm;
ISO 9001 Quality System



C3453 / REVISED 5-9-11

TECHNICAL SPECIFICATIONS

MECHANICAL

Camera Mounting	Single slot for adjustable camera positioning on snap-in camera sled
Camera and Lens Size	Accepts camera and lens combinations* (including BNC connector) up to 9.00" L x 3.12" W x 3.00" H (22.86 x 7.92 x 7.62 cm)
Viewing Window	0.118-inch (3 mm) thick scratch-resistant Lexan®
Cable Entry	1 x PG9 and 1 x PG11 compression glands on bottom; PG9 0.312-inch (0.8 cm) and PG11 0.395 (1.0 cm) maximum cable diameters
Cable Entry Holes	1 x 0.750-inch (1.91 cm) diameter and 1 x 0.630-inch (1.6 cm) diameter; 0.750-inch hole will accept 1/2-inch NPT conduit fitting when enlarged to 0.875-inch; 0.630-inch hole will accept 1/4-inch NPT conduit fitting
Lid Fastening	3 Allen-head screws

*Assumes lens is fully extended

GENERAL

Construction	Die-cast aluminum	
Finish	Alodine with gray polyester powder coat	
Environment†	Indoor/outdoor ambient temperature -10° to 120°F (-23° to 49°C)	
Unit Length		
Base	13.38 inches (33.99 cm)	
Overall	14.39 inches (36.55 cm)	
Weight	Unit	Shipping
EH1512	2.50 lb (1.13 kg)	4 lb (1.81 kg)
EH1512MT	3.13 lb (1.42 kg)	5 lb (2.27 kg)
EH1512-1	3.25 lb (1.47 kg)	5 lb (2.27 kg)
EH1512-1L	3.25 lb (1.47 kg)	5 lb (2.27 kg)
EH1512-2	2.56 lb (1.16 kg)	4 lb (1.81 kg)
EH1512-3	3.25 lb (1.47 kg)	5 lb (2.27 kg)
EH1512-1MT	3.88 lb (1.76 kg)	5 lb (2.27 kg)
EH1512-1LMT	3.88 lb (1.76 kg)	5 lb (2.27 kg)
EH1512-2MT	3.19 lb (1.45 kg)	4 lb (1.81 kg)
EH1512-3MT	3.88 lb (1.76 kg)	5 lb (2.27 kg)
EH1512-1MTS	4.76 lb (2.16 kg)	6 lb (2.72 kg)
EH1512-1LMTS	4.76 lb (2.16 kg)	6 lb (2.72 kg)
EH1512-2MTS	4.07 lb (1.85 kg)	5 lb (2.27 kg)
EH1512-3MTS	4.76 lb (2.16 kg)	6 lb (2.72 kg)

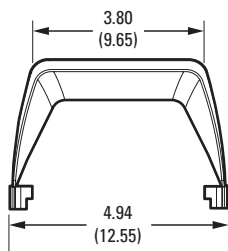
†Check the environmental specification for your particular camera/lens.

CERTIFICATIONS

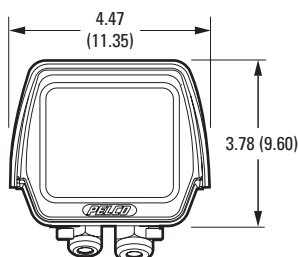
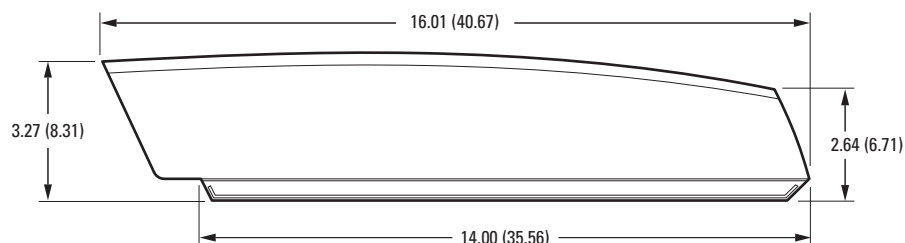
- CE
- UL/cUL Listed
- Meets NEMA Type 4X and IP66 standards



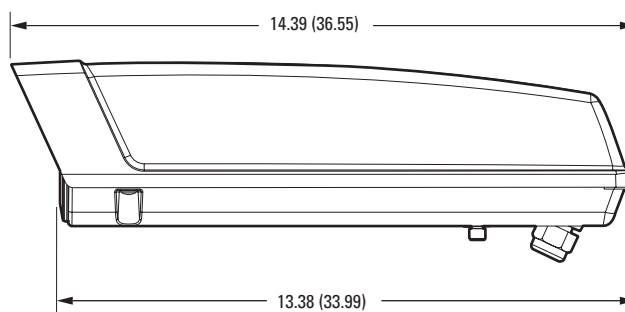
EH1512 WITH SS1512 SUN SHROUD AND EM1512 MOUNT



SS1512 SUN SHROUD



EH1512 SERIES ENCLOSURE

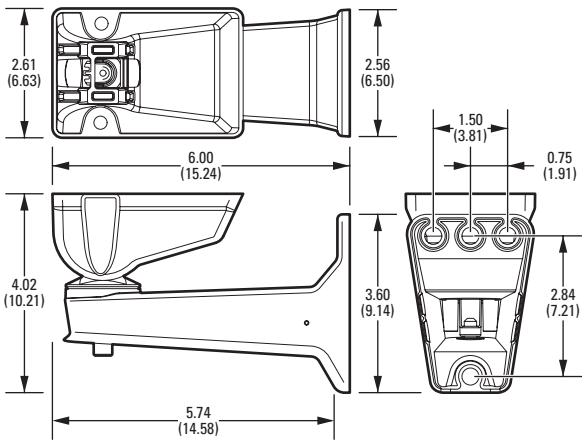


NOTE: VALUES IN PARENTHESES ARE CENTIMETERS; ALL OTHERS ARE INCHES.

TECHNICAL SPECIFICATIONS



EM1512 WALL MOUNT



NOTE: VALUES IN PARENTHESES ARE CENTIMETERS; ALL OTHERS ARE INCHES.

EM1512

Mounting Method

Mount the glands inside the enclosure with the nuts on the outside. Using the mount as a template, mark and drill holes in the mounting surface. Pull the video and power cables from the wall through the mount. If wiring with conduit, use a step drill to drill a 0.875-inch hole in one of the three knockout locations for 1/2-inch conduit. Fasten the mount to the wall using a minimum of two flat washers and two 1/4-20 bolts.

Construction

Finish

Weight

Aluminum

Alodine with gray polyester powder coat

Unit	Shipping
0.63 lb (0.29 kg)	2 lb (0.91 kg)

MODELS AND RELATED PRODUCTS

MODELS

Model Number	Basic Enclosure	120 VAC with 24 VAC Camera Power, for Cameras Rated 5 W or Less	120 VAC with 24 VAC Camera Power for Sarix® Cameras	24 VAC with 24 VAC Camera Power	230 VAC with 24 VAC Camera Power	Heater/Blower	EM1512 Feedthrough Wall Mount	Sun Shroud	Enclosure Power Consumption*	Maximum Power Consumption Capacity
EH1512	•									
EH1512MT	•						•			
EH1512-1†	•		•			•			12 W	25 W
EH1512-1L‡	•	•				•			12 W	25 W
EH1512-2	•			•		•			12 W	
EH1512-3	•				•	•			12 W	25 W
EH1512-1MT†	•		•			•	•		12 W	25 W
EH1512-1LMT‡	•	•				•	•		12 W	25 W
EH1512-2MT	•			•		•	•		12 W	
EH1512-3MT	•				•	•	•		12 W	25 W
EH1512-1MTS†	•		•			•	•	•	12 W	25 W
EH1512-1LMTS‡	•	•				•	•	•	12 W	25 W
EH1512-2MTS	•			•		•	•	•	12 W	
EH1512-3MTS	•				•	•	•	•	12 W	25 W

*Enclosure power consumption does not include camera wattage.

†For use with Sarix IX/IXE Series cameras only.

‡For use with non-Sarix IX/IXE Series cameras rated 5 W or less.

OPTIONAL ACCESSORIES

Blower Kit

EH1512-1BKIT	Continuous duty, 120 VAC, 1 W, 1.45 cfm
EH1512-2BKIT	Continuous duty, 24 VAC, 1 W, 1.45 cfm
EH1512-3BKIT	Continuous duty, 230 VAC, 1 W, 1.45 cfm

Heater/Blower Kit

EH1512-1HBKIT [§]	120 VAC, 11 W
EH1512-2HBKIT [§]	24 VAC, 11 W
EH1512-3HBKIT [§]	230 VAC, 11 W

Sun Shroud

SS1512

Marine Kit

EH-MKIT (requires EM1512 or EM1450 wall mount)

Security Kit

EH-SKIT for EH1512 (3 tamper-resistant screws and 1 bit)

[§]Thermostatically controlled heater turns on at 50°F (10°C) and turns off at 80°F (27°C). Blower operates continuously.

RECOMMENDED MOUNTS

Wall

EM1512	Wall mount with feedthrough for EH1512 (tilt angle of +20° to -70°); sustains wind velocity up to 90 mph
EM1450	Light duty wall mount, maximum load 20 lb (9.07 kg)
EM2400	Medium duty wall mount; maximum load 40 lb (18.14 kg) with feedthrough (tilt angle of ±90°)
EM1900U, EM22	Medium duty wall mount; maximum load 40 lb (18.14 kg)

Pedestal

EM1009U, EM1015U, MM22	Medium duty pedestal mount, maximum load 40 lb (18.14 kg)
------------------------	---

Pipe/Pole

EM1109, EM2000, EM2200	Medium duty mounts for pipe/pole applications; maximum load 40 lb (18.14 kg); fit poles with 3-inch (7.62 cm) to 8-inch (20.32 cm) diameter
------------------------	---

Pelco by Schneider Electric

3500 Pelco Way, Clovis, California 93612-5699 United States

USA & Canada Tel (800) 289-9100 Fax (800) 289-9150

International Tel +1 (559) 292-1981 Fax +1 (559) 348-1120

www.pelco.com

Pelco, the Pelco logo, and other trademarks associated with Pelco products referred to in this publication are trademarks of Pelco, Inc. or its affiliates. All other product names and services are the property of their respective companies. Product specifications and availability are subject to change without notice.

©Copyright 2011, Pelco, Inc. All rights reserved.