

## Model 1052-AP225      Suspended Ceiling Enclosure for WAPs with Detachable Antennas

Oberon's Model 1052-AP225 wireless LAN access point enclosure is a locking, 2' x 2' ceiling tile enclosure designed specifically to conveniently mount and secure the Aruba Networks AP225 wireless access points. The enclosure is based on Oberon's popular 1052-00 universal wireless access point enclosure, with a door designed specifically for Aruba Networks AP225 wireless access point. No ceiling tile cuts are required for installation. Just mount the access point into the door, place the ceiling tile enclosure in the ceiling, secure the enclosure to the ceiling support structure, and the access point is conveniently and aesthetically secured in the ceiling. Upgrades to different styles of access points are achieved by simply unlocking and replacing the door.



Model 1052-AP225 shown with Aruba Networks AP225 access point (not included)








### Features

- Ceiling tile enclosure specifically designed for Aruba Networks AP-225 access points
- Universal T-bar mounting bracket allows easy installation of most vendors' access points
- UL listed and designed to meet National Electric Code Paragraphs 300-22 and 300-23 for installation in the above ceiling space; OSHPD approved (OPA File No. 1638-10)
- Durable, attractive, textured powder coat finish matches many ceiling tiles
- Fully-hinged locking door, keyed alike
- Interchangeable doors permit simple migration to new access points and antennas
- Enclosure back box is effective dust barrier to simplify ICRA procedure compliance

## Specifications

- Back-box is 16 ga. galvanized steel; door and flange are textured, white powder-coated steel. RoHS compliant
- Size: Flange is 23 ¾" x 23 ¾", back-box is 12 ½" x 12 ½" x 4 ½" deep
- Maximum weight to be installed inside the unit is 25 lbs.
- Enclosure must be supported by the building structure, independent of the suspended ceiling

## Model 1051/1052 Configurations

<p><b>Model 1052-AP225</b></p>  <p>For Aruba Networks AP-135 access points</p>	<p><b>Model 1052-AN</b></p>  <p>For Aruba Networks APs w/ detachable antennas (AP-60, AP-70, AP-120, AP-124)</p>
<p><b>Model 1052-AN-ANT16</b></p>  <p>For Aruba Networks access points w/ detachable antennas (AP-60, AP-70, AP-120, AP-124)</p>	<p><b>Model 1052-CCOAP</b></p>  <p>For Cisco 1140/1260/3500/3600/3700 series wireless access points</p>
<p><b>Model 1052-DOME</b></p>  <p>For Aruba Networks' and other vendors' access points with <i>non-detachable</i> antennas (AP-100, AP-120, AP-130 series)</p>	<p><b>Model 1052-ENT3610</b></p>  <p>For Enterasys AP3605, AP3610, or AP3630 series access points</p>
<p><b>Model 1052-AP225</b></p>  <p>For Aruba Networks AP-225</p>	

Wireless APs not included. Other door styles are available. Please visit the Oberon website or contact your Oberon representative.

## Includes

- (1) Unit Per Carton
- (1) T-Bar Mount
- (1) Mounting Bracket
- (4) Hanger Wire
- (1) Cable Egress Firestop Kit (1" trade size conduit connector, and firestop grommet)
- (2) #8-32 Wing Nut
- (2) Lock Washer
- (2) keys for lock
- Installation Instructions
- Shipping Weight: 22 lbs.

## Accessories

- P/N 34-ZDUAL-RPSMA- color matched dual band omni antenna with 18" pigtail and RPSMA connector
- P/N 34-ZDUAL-RPTNC - color matched dual band omni antenna with 18" pigtail and RPTNC connector
- P/N 34-BMANT24- 2.4 GHz color matched omni antenna with 12" pigtail and RPTNC connector
- P/N 34-BMANT5- 5 GHz band color matched omni antenna with 12" pigtail and RPTNC connector
- P/N 34-PATCH-RPTNCM- 2.4 GHz, 8 dB gain, directional antenna with 8" pigtail and RPTNC connector
- P/N 34-MULTI-CARRIER – multi-band, multi carrier 700 MHz/Cellular/PCS/Wi-Fi ceiling mounted antenna
- P/N 35-BLKHD-KIT-RPTNC – 18" jumper cable with RPTNC connectors on both ends, bulkhead connector and plastic ring designed to fit into ¾" trade knockout. For mounting external antennas
- P/N 35-BLKHD-KIT-RPSMA – 18" jumper cable with RPSMA connectors on both ends, bulkhead connector and plastic ring designed to fit into ¾" trade knockout. For mounting external antennas
- P/N 35-CBXJ2WH-A surface mount modular receptacle to terminate horizontal cable in the enclosure
- P/N 1790 – PoE interlock- disconnects power and notifies when enclosure door has been opened
- 

## Customer Print and Installation Instructions

Visit [www.oberonwireless.com](http://www.oberonwireless.com)

Rev. 06/23/2014