

EVOLUTION® CABLE MANAGEMENT

KEY FEATURES

- Evolution® Cable Managers have a distinctive look that matches the CPI TeraFrame® Family of Cabinets for a single aesthetic in showplace data centers
- Organize cables by rack-mount unit; the improved T-shaped cable guide design decreases deflection when loaded with cables, especially important when deploying Cat 6a cabling
- Rounded edges on the cable guides and at the top of the cable manager protect cables as they enter or exit the storage space
- The door on the vertical manager opens to the right or left with a single knob; the horizontal manager has an easy to use snap-on cover
- The rigid vertical manager trough minimizes movement when installed on the end of a row of racks; solid construction with a full rectangular base supports large bundles of heavy cables
- Openings in the back of single-sided and middle of double-sided and combination vertical managers allow cables to pass easily front-to-rear
- Double-sided vertical managers have Movable Mid-Sections that allow for flexibility in the volume of cable management space provided in the front and rear portions of the cable manager
- Various cable management accessories are available to divide the interior space and manage cable slack

APPLICATIONS


- Create vertical and horizontal pathways for storing and organizing premise cables, patch cords, equipment cords and jumper cords on CPI two-post and four-post open Rack Systems

USE WITH


- Standard Rack
- Universal Rack
- QuadraRack® 4-Post Frame
- QuadraRack® Server Frame
- Adjustable QuadraRack® (AQR)
- Adjustable ServerRack (ASR)
- Adjustable Rail QuadraRack® (ARQR)
- Adjustable Rail ServerRack (ARSR)

RELATED ACCESSORIES


- Fiber Segregation Kit
- Cable Lashing Bar Kit
- Cable Distribution Spools
- Movable Mid-Sections
- Saf-T-Grip® Reusable Straps

**Movable Mid-Section**

Move forward, backward, up or down to allocate interior cable management space and position accessories where needed

**Door Latch**

Includes doors with a single latch

**Cable Management Fingers**

T-shaped plastic cable guides organize cables by rack-mount unit



CPI Evolution® Cable Management provides an engineered solution for managing high-density cabling applications on open two-post and four-post CPI Rack Systems, delivering increased performance to match the demands of data center applications. Featuring easy-to-use doors with styling that complements the CPI TeraFrame® Family of Cabinets; Evolution® Cable Management provides innovative interior features to help maximize the capacity and utility of vertical and horizontal cable management.

Use vertical managers on the sides of racks to manage premise cables, patch cords and jumper cords. Vertical managers include plastic T-shaped cable guides with openings that align with each rack-mount unit on the rack. Rounded edges on the cable guides and the top of the manager protect cables as they enter or exit the interior storage space. On double-sided managers, Movable Mid-Sections allow personalized placement of Cable Distribution Spools and other cable management accessories to effectively route patch cords. Use accessory Fiber Segregation Kits to create a dedicated internal channel for fiber cabling or accessory Cable Lashing Bar Kits to anchor premise cables closer to the mid-sections to increase capacity. The Movable Mid-Sections can also be positioned for a 50/50, 40/60 or 60/40 front/rear split of the internal cable management space to match cabling requirements. The door is secured by a spring-loaded two-point latch controlled by a single knob; simply turn the knob on the right or left side of the door and pull to swing the door open or turn both knobs to remove the door. The door attaches to the base and top of the cable manager, not the cable guides, and opens wider than previous designs for better access to cables. Vertical managers are available in single-sided, double-sided and combination configurations in five widths and three heights to match cabling requirements. Combination managers have cable management fingers in the front and cable rings in the back.

Use horizontal managers above and below patch panels and network switches to organize and store cables. Horizontal managers also include plastic T-shaped cable guides to organize patch cords and jumper cords as the cords enter and exit the manager to make individual equipment connections. The snap-on cover matches the door styling on the vertical manager. Swing the cover up or down to access cables; the cover stays in the open position while cabling. Horizontal managers are available in single-sided, 1U, 2U or 3U high configurations for 19 inch EIA-310-D compliant equipment Rack and Cabinet Systems.

Combine CPI Evolution Cable Management with two-post and four-post open Rack Systems to create a custom solution that fits your exact needs. See reverse for product details. Contact CPI Technical Support or visit the CPI Website (www.chatsworth.com) for configuration assistance.



CHATS WORTH PRODUCTS

+1-800-834-4969

techsupport@chatsworth.com
www.chatsworth.com

SPECIFICATIONS

- Vertical and horizontal cable managers for open two-post and four-post Rack Systems
- For indoor use only, in environmentally controlled areas; may not be used outdoors, in harsh environments or in air-handling spaces
- Evolution® g1 Single-Sided Vertical Manager includes:
 - Contoured front door with easy-open knobs and vertical center feature in contrasting aluminum finish
 - Rigid cable manager with 1U spaced plastic T-shaped cable guides (fingers)
 - Three Fixed Accessory Panels at the back of the cable manager
 - Three large Cable Distribution Spools and Cable Distribution Spool Spacers included with 10"W (250 mm), 12"W (300 mm) and 15"W (380 mm) managers
- Evolution® g2 Double-Sided Vertical Manager includes:
 - Contoured front door with easy-open knobs and vertical center feature in contrasting aluminum finish
 - Rigid cable manager with 1U spaced plastic T-shaped cable guides (fingers)
 - Rear door with easy-open knobs and all black finish
 - Three Movable Mid-Sections
 - Three large Cable Distribution Spools and Cable Distribution Spool Spacers included with 10"W (250 mm), 12"W (300 mm) and 15"W (380 mm) managers
- Evolution® g3 Combination Vertical Manager includes:
 - Contoured front door with easy-open knobs and vertical center feature in contrasting aluminum finish
 - Adjustable rear cable rings with spin-open latches on the back side (no rear door/cover)
 - Three large Cable Distribution Spools and Cable Distribution Spacers included with 10"W (250 mm), 12"W (300 mm) and 15"W (380 mm) managers
- Evolution® Single-Sided Horizontal Manager includes:
 - Contoured front door with snap-hinges and longitudinal center feature in contrasting aluminum finish
 - Cable manager with plastic T-shaped cable guides (fingers)
 - Three 1.25"H x 2.12"W (31 mm x 53 mm) edge-protected oval cable pass-through ports at the rear of the 2U and 3U high cable manager
- Ships in a single carton
- Sizes: See ordering information at right
- Cable Fill: See cable fill table at www.chatsworth.com/cablefill
- Material: Steel and aluminum cable manager, plastic T-shaped cable guides
- Construction: Welded and riveted body and door
- Finish: Black or Glacier White powder coat paint

ORDERING INFORMATION

Evolution® g1 Single-Sided Vertical Cable Managers			
Part Number		Description H x W x D - in (mm)	Shipping Weight lb (kg)
Part	Glacier White		
35511-701	35511-E01	72 x 6 x 13.2 (1828 x 150 x 335)	51 (23.1)
35511-703	35511-E03	84 x 6 x 13.2 (2133 x 150 x 335)	57 (25.9)
35511-715	35511-E15	96 x 6 x 13.2 (2438 x 150 x 335)	65 (29.5)
35512-701	35512-E01	72 x 8 x 13.2 (1828 x 200 x 335)	54 (24.5)
35512-703	35512-E03	84 x 8 x 13.2 (2133 x 200 x 335)	61 (27.7)
35512-715	35512-E15	96 x 8 x 13.2 (2438 x 200 x 335)	70 (31.8)
35513-701	35513-E01	72 x 10 x 13.2 (1828 x 250 x 335)	60 (27.2)
35513-703	35513-E03	84 x 10 x 13.2 (2133 x 250 x 335)	67 (30.4)
35513-715	35513-E15	96 x 10 x 13.2 (2438 x 250 x 335)	76 (34.5)
35514-701	35514-E01	72 x 12 x 13.2 (1828 x 300 x 335)	65 (29.5)
35514-703	35514-E03	84 x 12 x 13.2 (2133 x 300 x 335)	73 (33.1)
35514-715	35514-E15	96 x 12 x 13.2 (2438 x 300 x 335)	82 (37.2)
35515-701	35515-E01	72 x 15 x 13.2 (1828 x 380 x 335)	74 (33.6)
35515-703	35515-E03	84 x 15 x 13.2 (2133 x 380 x 335)	83 (37.6)
35515-715	35515-E15	96 x 15 x 13.2 (2438 x 380 x 335)	90 (40.8)
Evolution® g2 Double-Sided Vertical Cable Managers			
35521-701	35521-E01	72 x 6 x 24.5 (1828 x 150 x 662)	83 (37.6)
35521-703	35521-E03	84 x 6 x 24.5 (2133 x 150 x 662)	94 (42.6)
35521-715	35521-E15	96 x 6 x 24.5 (2438 x 150 x 662)	107 (48.5)
35522-701	35522-E01	72 x 8 x 24.5 (1828 x 200 x 662)	90 (40.8)
35522-703	35522-E03	84 x 8 x 24.5 (2133 x 200 x 662)	101 (45.8)
35522-715	35522-E15	96 x 8 x 24.5 (2438 x 200 x 662)	116 (52.6)
35523-701	35523-E01	72 x 10 x 24.5 (1828 x 250 x 662)	98 (44.5)
35523-703	35523-E03	84 x 10 x 24.5 (2133 x 250 x 662)	110 (49.9)
35523-715	35523-E15	96 x 10 x 24.5 (2438 x 250 x 662)	125 (56.7)
35524-701	35524-E01	72 x 12 x 24.5 (1828 x 300 x 662)	105 (47.6)
35524-703	35524-E03	84 x 12 x 24.5 (2133 x 300 x 662)	118 (53.5)
35524-715	35524-E15	96 x 12 x 24.5 (2438 x 300 x 662)	134 (60.8)
35525-701	35525-E01	72 x 15 x 24.5 (1828 x 380 x 662)	115 (52.2)
35525-703	35525-E03	84 x 15 x 24.5 (2133 x 380 x 662)	129 (58.5)
35525-715	35525-E15	96 x 15 x 24.5 (2438 x 380 x 662)	147 (66.7)
Evolution® g3 Combination Vertical Cable Managers			
35571-701	35571-E01	72 x 6 x 20.2 (1828 x 150 x 513)	61 (27.7)
35571-703	35571-E03	84 x 6 x 20.2 (2133 x 150 x 513)	68 (30.8)
35571-715	35571-E15	96 x 6 x 20.2 (2438 x 150 x 513)	77 (34.9)
35572-701	35572-E01	72 x 8 x 20.2 (1828 x 200 x 513)	64 (29.0)
35572-703	35572-E03	84 x 8 x 20.2 (2133 x 200 x 513)	72 (32.7)
35572-715	35572-E15	96 x 8 x 20.2 (2438 x 200 x 513)	82 (37.2)
35573-701	35573-E01	72 x 10 x 20.2 (1828 x 250 x 513)	70 (31.8)
35573-703	35573-E03	84 x 10 x 20.2 (2133 x 250 x 513)	78 (35.4)
35573-715	35573-E15	96 x 10 x 20.2 (2438 x 250 x 513)	88 (39.9)
35574-701	35574-E01	72 x 12 x 20.2 (1828 x 300 x 513)	75 (34.0)
35574-703	35574-E03	84 x 12 x 20.2 (2133 x 300 x 513)	84 (38.1)
35574-715	35574-E15	96 x 12 x 20.2 (2438 x 300 x 513)	94 (42.6)
35575-701	35575-E01	72 x 15 x 20.2 (1828 x 380 x 513)	84 (38.1)
35575-703	35575-E03	84 x 15 x 20.2 (2133 x 380 x 513)	94 (42.6)
35575-715	35575-E15	96 x 15 x 20.2 (2438 x 380 x 513)	102 (46.3)
Evolution® Single-Sided Horizontal Cable Managers			
35441-701	35441-E01	1U x 19" EIA x 8.2 (208)	4 (1.8)
35441-702	35441-E02	2U x 19" EIA x 8.2 (208)	5 (2.3)
35441-703	35441-E03	3U x 19" EIA x 8.2 (208)	6 (2.7)
35441-704	35441-E04	4U x 19" EIA x 8.2 (208)	7 (3.2)



Single-Sided



Double-Sided



Combination



Horizontal

ACCESSORIES

**Cable Distribution Spools**

Cable Distribution Spools provide slack management and strain relief for patch cords and jumper cables inside Evolution® Vertical Cable Managers.

- Three large cable distribution spools are included with each 10"W (250 mm), 12"W (300 mm) and 15"W (380 mm) vertical cable manager, (will not fit in other sizes)
- Attaches to the fixed adapter panels on the back of single-sided vertical cable managers and the Movable Mid-Sections inside double-sided vertical cable managers
- Spools are 2.75" (69.9 mm) in diameter and 5.9"L (150 mm) and made from black plastic
- Each kit includes four spools and mounting hardware

Part Number	Description	Shipping Weight lb (kg)
15008-001	Cable Distribution Spools, Black	2 (0.9)

Cable Distribution Spool Spacer Kit

The Cable Distribution Spool Spacer Kit is used with the Cable Distribution Spool to offset the spool so that the front edge of the spool is close to the front edge of cable management fingers in the Evolution g2 Double-Sided Cable Managers.

- Use in 10"W (250 mm), 12"W (300 mm) and 15"W (380 mm) vertical cable managers; each manager includes three spools and three spacers
- Attaches to the Movable Mid-Sections inside double-sided Evolution g2 Vertical Cable Managers
- Use one Cable Distribution Spool Spacer with each Cable Distribution Spool when the Movable Mid-Sections in the cable manager are set for a 50/50 front/rear split
- Use two Cable Distribution Spool Spacers with each Cable Distribution Spool when the Movable Mid-Sections in the cable manager are set for a 60/40 front/rear split; stack both of the Cable Distribution Spool Spacers on the 60% side
- Spacers are 2.8" (71 mm) in diameter x 2.5"H (64 mm) and made from black ABS plastic
- Each kit includes eight spacers and mounting hardware

Part Number	Description	Shipping Weight lb (kg)
35505-001	Cable Distribution Spool Spacer Kit	1 (0.5)

Fiber Segregation Kit

Fiber Segregation Kit creates a separate pathway for fiber cables and patch cords inside Evolution Vertical Cable Managers.

- Use with any height Evolution Vertical Cable Manager
- Attaches to the inside single-sided vertical managers
- The number of kits allowed per manager depends on the width of the vertical cable manager and the position of the Movable Mid-Section in double-sided managers. See table below:

Cable Manager Width in (mm)	Double-Sided with 60/40 Front/Rear Split	All Other Managers with 50/50 Front/Rear Split
6 (150)	1	0
8 (200)	1	1
10 (250)	2	1
12 (300)	2	2
15 (380)	2	2

- Each kit includes two 20.5"H (521 mm) J-shaped steel mounting brackets, eight plastic Fiber Segregation Spools and mounting hardware that create a separate pathway inside the vertical cable manager when assembled and installed
- The Fiber Segregation Spools turn 360° with stops at 90° allowing easy access to fiber cables
- The assembled bracket is 3.8"W x 4.3"D (97 mm x 109 mm) with a 2.4"W x 4.0"D (61 mm x 102 mm) interior space and includes mounting hardware

Part Number	Description	Shipping Weight lb (kg)
35475-701	Fiber Segregation Kit	6 (2.7)

Color is black.

Patent Pending

**Cable Lashing Bar Kit**

Cable Lashing Bar Kit provides tie points for cables inside Evolution Vertical Cable Managers.

- Use with any height Evolution Vertical Cable Manager
- Attaches to the fixed adapter panel inside vertical cable managers
- Use up to six cable lashing bars (front/rear) in 6"W (150 mm) vertical cable managers and up to ten cable lashing bars (front/rear) in 8"W (200 mm), 10"W (250 mm), 12"W (300 mm) and 15"W (380 mm) vertical cable managers
- Each kit includes four round .23" (5.7 mm) diameter x 20.6"L (524 mm) steel lashing bars and mounting hardware

Part Number	Description	Shipping Weight lb (kg)
35473-001	Cable Lashing Bar Kit	2 (0.9)

Zinc plated, silver colored.

Cable Divider Bar Kit

Cable Divider Bar Kit provides tie points for cables inside Evolution Vertical Cable Managers and divides the interior of the cable manager to create multiple pathways for cables.

- Use with any height Evolution Vertical Cable Manager
- Attaches to the fixed accessory panels inside vertical cable managers
- Each Cable Divider Bar is 5.75"H x 1"W x 20"L (146 mm x 25 mm x 510 mm), welded steel construction consisting of a vertical cable lashing bar and two U-shaped cable dividers
- Use side-by-side to create multiple pathways in 10"W (250 mm) or wider cable managers
- Each kit includes four Cable Divider Bars and mounting hardware

Part Number	Description	Shipping Weight lb (kg)
35503-701	Cable Divider Bar Kit	3 (1.4)

Color is black.

Evolution® Floor Bracket

Evolution® Floor Bracket secures the base of Evolution Vertical Cable Managers to the floor when located at the end of a row of equipment racks.

- Light-duty, steel bracket with attachment hole sized for 1/4" hardware
- Sold in packs of 12, order floor attachment hardware separately

Part Number	Description	Shipping Weight lb (kg)
35506-701	Evolution Floor Bracket, Pack of 12	3 (1.4)

Color is black.



ACCESSORIES and SERVICE PARTS

**Solid Rear Panel**

Solid Rear Panel encloses the rear of the Evolution g1 Single-Sided Vertical Cable Manager.

- Easy installation – hangs from the top of the manager; attaches to the back of the fixed accessory panels with included hardware
- Install Cable Distribution Spools and any additional fixed accessory panels before attaching the Solid Rear Panel; does not block attachment of other cable management accessories inside the manager
- Sold individually or in pairs; select to match the width and height of the cable manager

Height ft (m)	6"W (150 mm)	8"W (200 mm)	10"W (250 mm)	12"W (300 mm)	15"W (380 mm)	Shipping Weight lb (kg)
Part Number (each)						
6 (1.8)	35501-X01	35501-X04	35501-X07	35501-X10	35501-X13	9 (4.1)
7 (2.1)	35501-X02	35501-X05	35501-X08	35501-X11	35501-X14	11 (5.0)
8 (2.4)	35501-X03	35501-X06	35501-X09	35501-X12	35501-X15	12 (5.4)
Part Number (Pair)						
6 (1.8)	35501-X51	35501-X54	35501-X57	35501-X60	35501-X63	34 (15.4)
7 (2.1)	35501-X52	35501-X55	35501-X58	35501-X61	35501-X64	42 (19.1)
8 (2.4)	35501-X53	35501-X56	35501-X59	35501-X62	35501-X65	46 (20.9)

X=Color; 7=Black, E=Glacier White. Shipping weights are for 15"W (380 mm) Solid Rear Panels.

**Solid Mid Panel**

Solid Mid Panel covers and divides the front and rear of the Evolution g2 Double-Sided Vertical Cable Manager.

- Easy installation – nested two-piece assembly telescopes to cover the width of the manager; attaches to the back of the Movable Mid-Sections inside the manager with included hardware
- Does not block attachment of additional Moveable Mid-Sections or other cable management accessories inside the manager
- Includes one Moveable Mid-Section for 7'H (2.1 m) manager and two for 8'H (1.8 m) manager.
- Sold individually or in packs of four; select to match the width and height of the cable manager

Height ft (m)	6"W (150 mm)	8"W (200 mm)	10"W (250 mm)	12"W (300 mm)	15"W (380 mm)	Shipping Weight lb (kg)
Part Number (each)						
6 (1.8)	35497-X01	35497-X04	35497-X07	35497-X10	35497-X13	14 (6.4)
7 (2.1)	35497-X02	35497-X05	35497-X08	35497-X11	35497-X14	16 (7.3)
8 (2.4)	35497-X03	35497-X06	35497-X09	35497-X12	35497-X15	18 (8.2)
Part Number (Pack of 4)						
6 (1.8)	35497-X51	35497-X54	35497-X57	35497-X60	35497-X63	58 (26.3)
7 (2.1)	35497-X52	35497-X55	35497-X58	35497-X61	35497-X64	62 (28.1)
8 (2.4)	35497-X53	35497-X56	35497-X59	35497-X62	35497-X65	70 (31.8)

X=Color; 7=Black, E=Glacier White. Shipping weights are for 15"W (380 mm) Solid Mid Panels.

**Solid Side Panel**

Solid Side Panel covers the side of a Evolution g2 Double-Sided Vertical Cable Manager located at the end of a row of equipment racks.

- Easy tool-less installation – hangs from the top of the manager and attaches at the bottom of the manager with included snap-in hardware
- Sold individually or in pairs; select to match the height of the cable manager

Part Number	Description Height - ft (m)	Shipping Weight lb (kg)
35502-X01	6 (1.8), Each	16 (7.3)
35502-X02	7 (2.1), Each	19 (8.6)
35502-X03	8 (2.4), Each	21 (9.5)
35502-X51	6 (1.8), 1 Pair	30 (13.6)
35502-X52	7 (2.1), 1 Pair	35 (15.9)
35502-X53	8 (2.4), 1 Pair	39 (17.7)

X=Color; 7=Black, E=Glacier White.



Figure 1




Figure 2

Evolution g2 Double-Sided Cable Managers shown with Solid Mid Panel (fig. 1), Movable Mid-Section (fig. 2) and Solid Rear Panel (fig. 3)



Figure 3



Patent
Pending


Movable Mid-Section Kit

Kit includes three additional Movable Mid-Sections for the Evolution g2 Double-Sided Vertical Cable Manager.

- Select to match the width of the cable manager
- Includes installation hardware

Part Number	Description Width - in (mm)	Shipping Weight lb (kg)
35493-X01	For 6 (150) Evolution g2 Double-Sided Vertical Cable Manager	4 (1.8)
35493-X02	For 8 (200) Evolution g2 Double-Sided Vertical Cable Manager	5 (2.3)
35493-X03	For 10 (250) Evolution g2 Double-Sided Vertical Cable Manager	5 (2.3)
35493-X04	For 12 (300) Evolution g2 Double-Sided Vertical Cable Manager	7 (3.2)
35493-X05	For 15 (380) Evolution g2 Double-Sided Vertical Cable Manager	8 (3.6)

X=Color; 7=Black, E=Glacier White.

**Fixed Accessory Panel Kit**

Kit includes three additional fixed accessory panels for Evolution g1 Single-Sided Vertical Cable Manager.

- Select to match the width of the cable manager
- Includes installation hardware

Part Number	Description Width - in (mm)	Shipping Weight lb (kg)
35492-X01	For 6 (150) Evolution g1 Single-Sided Vertical Cable Manager	3 (1.4)
35492-X02	For 8 (200) Evolution g1 Single-Sided Vertical Cable Manager	4 (1.8)
35492-X03	For 10 (250) Evolution g1 Single-Sided Vertical Cable Manager	5 (2.3)
35492-X04	For 12 (300) Evolution g1 Single-Sided Vertical Cable Manager	6 (2.7)
35492-X05	For 15 (380) Evolution g1 Single-Sided Vertical Cable Manager	7 (3.2)

X=Color; 7=Black, E=Glacier White.



CHATSWORTH PRODUCTS

All products quoted are subject to availability based on manufacturing capacity and shipping dates should be considered estimates only. While every effort has been made to ensure the accuracy of all information, CPI does not accept liability for any errors or omissions and ©2013 Chatsworth Products, Inc. All rights reserved. CPI, CPI Passive Cooling, GlobalFrame, MegaFrame, Saf-T-Grip, Seismic Frame, SlimFrame, TeraFrame, Cube-IT Plus, Evolution, OnTrac, Velocity and QuadraRack are federally registered trademarks of Chatsworth Products. eConnect and Simply Efficient are trademarks of Chatsworth Products. All other trademarks belong to their respective companies. Rev.6 07/13 MKT-60020-390