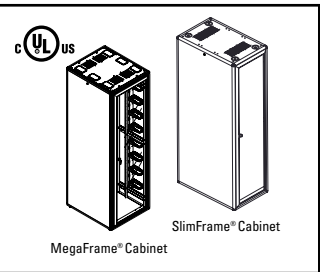
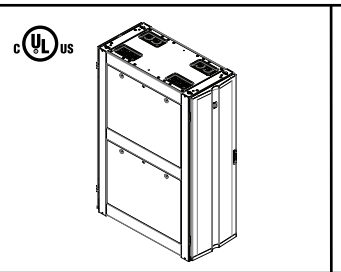
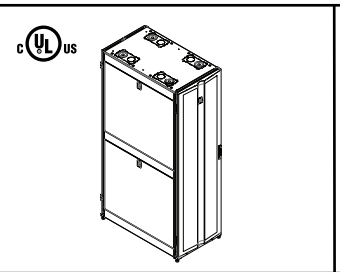
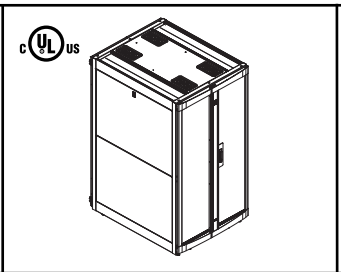
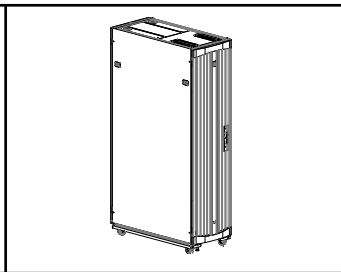
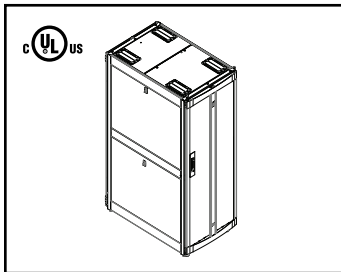




F-Series TeraFrame® Gen 3 Cabinet	F-Series TeraFrame® HD Cabinet	N-Series TeraFrame® Gen 3 Cabinet System	GF-Series GlobalFrame® Gen 2 Cabinet	Z4-Series SeismicFrame® Cabinet System	MegaFrame® & SlimFrame® Cabinet
<b>Applications:</b> Stores servers in multi-tenant and enterprise data centers, computer rooms and network facilities	<b>Applications:</b> Safe transportation of up to 3,000 lb (1360 kg) of pre-installed equipment to a data center	<b>Applications:</b> Stores network switches in multi-tenant and enterprise data centers, computer rooms and network facilities	<b>Applications:</b> Industry-standard cabinet for computer and equipment rooms	<b>Applications:</b> Secure and protect critical servers located in seismically active areas	<b>Applications:</b> General purpose cabinets for sites with limited or difficult access
<b>Key Features:</b> <ul style="list-style-type: none"> <li>• International metric footprint</li> <li>• Wide range of sizes exactly match site requirements</li> <li>• Supports internal baffles to control front-to-rear or front-to-top airflow</li> <li>• Wide range of thermal, cable and power management accessories</li> <li>• Configures and ships with accessories installed</li> <li>• Adjustable mounting rails</li> <li>• Marked and numbered rack-mount spaces (U)</li> <li>• Choice of 6-slide or 4-slide frame</li> <li>• 561 frame sizes</li> <li>• UL Listed to NWIN 2416 requirements</li> </ul>	<b>Key Features:</b> <ul style="list-style-type: none"> <li>• International metric footprint</li> <li>• Two configurations support front-to-rear and front-to-top airflow</li> <li>• Ships on a shock pallet with a reusable carton</li> <li>• Allows a factory integrator to install equipment and cabling prior to delivery to the data center</li> <li>• Supports quick deployment of equipment into the data center</li> <li>• Adjustable mounting rails</li> <li>• Marked and numbered rack-mount spaces (U)</li> <li>• 6 frame sizes</li> </ul>	<b>Key Features:</b> <ul style="list-style-type: none"> <li>• International metric footprint</li> <li>• Wide range of sizes exactly match site requirements</li> <li>• Engineered solution designed for high-density network and storage switches and cabling</li> <li>• Frame design provides maximum flexibility for mounting equipment, thermal, cable and power management accessories</li> <li>• A universal solution for side airflow switches that provides complete separation of hot and cold air within the cabinet</li> <li>• Order pre-configured for front-to-rear, front-to-top, side-to-rear or side-to-top airflow</li> <li>• Adjustable mounting rails</li> <li>• Marked and numbered rack-mount spaces (U)</li> <li>• 198 frame sizes</li> </ul>	<b>Key Features:</b> <ul style="list-style-type: none"> <li>• International metric footprint</li> <li>• Industry-standard sizes match most popular applications</li> <li>• Two configurations support front-to-rear or front-to-top airflow</li> <li>• Select models ship on a shock pallet for reshipping with equipment installed</li> <li>• Adjustable mounting rails</li> <li>• Marked and numbered rack-mount spaces (U)</li> <li>• 60 frame sizes</li> <li>• UL Listed to NWIN 2416 requirements</li> </ul>	<b>Key Features:</b> <ul style="list-style-type: none"> <li>• International metric footprint</li> <li>• Multiple sizes to match site requirements</li> <li>• Industry-leading 1,500 lb (680 kg) seismic equipment load</li> <li>• Simplified installation only requires floor anchorage, eliminating the requirement for costly engineering calculations for external bracing</li> <li>• Wide range of thermal and cable management accessories</li> <li>• Includes transport casters for moving cabinets into place during initial installation</li> <li>• Adjustable mounting rails</li> <li>• Marked and numbered rack-mount spaces (U)</li> <li>• 8 frame sizes</li> <li>• UL Listed to NWIN 2416 requirements</li> </ul>	<b>Key Features:</b> <ul style="list-style-type: none"> <li>• Can be delivered partially assembled</li> <li>• Lightweight aluminum construction</li> <li>• SlimFrame is 24" (610 mm) wide to match access floor tiles in the United States</li> <li>• MegaFrame is wider to provide extra space for cables</li> <li>• Seismic-rated and co-location models also available</li> <li>• Adjustable mounting rails</li> <li>• Marked and numbered rack-mount spaces (U)</li> <li>• 30 frame sizes</li> <li>• UL Listed to NWIN (MegaFrame)</li> </ul>
<b>Height (11):</b> • 79.4" (2016 mm), 42U to 96.9" (2460 mm), 52U, in 1U increments <i>Height includes casters.</i>	<b>Height (3):</b> • 82.5" (2096 mm), 42U • 87.7" (2228 mm), 45U • 91.2" (2316 mm), 47U <i>Height includes casters.</i>	<b>Height (11):</b> • 78.1" (1984 mm), 42U to 95.6" (2429 mm), 52U, in 1U increments <i>Height includes casters.</i>	<b>Height (4):</b> • 79.4" (2016 mm), 42U • 84.6" (2149 mm), 45U • 89.9" (2282 mm), 48U • 96.9" (2460 mm), 52U <i>Height includes casters.</i>	<b>Height (2):</b> • 78.7" (1999 mm), 40U • 83.9" (2132 mm), 43U <i>Height includes casters.</i>	<b>Height (3):</b> • 72" (1830 mm), 38U/37U • 78" (1980 mm), 42U/40U • 84" (2130 mm), 45U/43U <i>Casters not included.</i>
<b>Width (3):</b> • 23.6" (600 mm), 19" EIA • 27.5" (700 mm), 19" EIA • 31.5" (800 mm), 19" EIA	<b>Width (1):</b> • 23.6" (600 mm), 19" EIA	<b>Width (3):</b> • 31.5" (800 mm), 19" EIA • 40.0" (1016 mm), 19" EIA	<b>Width (4):</b> • 23.6" (600 mm), 19" EIA • 27.6" (700 mm), 19" EIA • 29.5" (750 mm), 19" EIA • 31.5" (800 mm), 19" EIA	<b>Width (2):</b> • 23.6" (600 mm), 19" EIA • 31.5" (800 mm), 19" EIA	<b>Width (3):</b> • 27.3" (694 mm), 19" EIA • 31.3" (796 mm), 23" or 19" EIA • 24" (610 mm), 19" EIA
<b>Depth (17):</b> • 35.4" (900 mm) to 51.2" (1300 mm) <i>In .98" (25 mm) increments, includes doors</i>	<b>Depth (2):</b> • 46.1"D (1172 mm) or 51.0"D (1297 mm)	<b>Depth (9):</b> • 43.3" (1100 mm) to 51.2" (1300 mm) <i>In .98" (25 mm) increments, includes doors</i>	<b>Depth (5):</b> • 35.4" (900 mm) • 47.3" (1200 mm) • 43.3" (1100 mm) • 51.2" (1300 mm) • 45.3" (1150 mm) <i>Depth includes doors.</i>	<b>Depth (2):</b> • 45.1" (1146 mm) • 51.1" (1296 mm) <i>Depth includes doors.</i>	<b>Depth (5):</b> • 27.6" (702 mm) • 33.6" (854 mm) • 39.6" (1006 mm) • 42.6" (1083 mm) • 25.5" (648 mm) <i>Depth includes doors.</i>
<b>Equipment Load Bearing Capacity:</b> <ul style="list-style-type: none"> <li>• 3,000 lb (1360 kg), 6-slide static</li> <li>• 2,250 lb (1020 kg), 6-slide rolling</li> </ul> <i>Load for 4-slide model is less.</i>	<b>Equipment Load Bearing Capacity:</b> <ul style="list-style-type: none"> <li>• 3,000 lb (1360 kg) static</li> <li>• 3,000 lb (1360 kg) rolling</li> <li>• 3,000 lb (1360 kg) shipping</li> </ul>	<b>Equipment Load Bearing Capacity:</b> <ul style="list-style-type: none"> <li>• 2,500 lb (1134 kg), static load on leveling feet</li> </ul>	<b>Equipment Load Bearing Capacity:</b> <ul style="list-style-type: none"> <li>• 3,000 lb (1360 kg) static</li> <li>• 2,250 lb (1020 kg) rolling</li> <li>• 2,000 lb (907.2 kg) shipping</li> </ul>	<b>Equipment Load Bearing Capacity:</b> <ul style="list-style-type: none"> <li>• 1,500 lb (680 kg) seismic equipment load</li> </ul>	<b>Equipment Load Bearing Capacity:</b> <ul style="list-style-type: none"> <li>• 2,000 lb (907.2 kg) static</li> </ul>
<b>Construction:</b> <ul style="list-style-type: none"> <li>• Welded and bolted, steel and aluminum</li> </ul>	<b>Construction:</b> <ul style="list-style-type: none"> <li>• Welded and bolted, steel and aluminum</li> </ul>	<b>Construction:</b> <ul style="list-style-type: none"> <li>• Welded and bolted, steel and aluminum</li> </ul>	<b>Construction:</b> <ul style="list-style-type: none"> <li>• Welded and bolted, steel and aluminum</li> </ul>	<b>Construction:</b> <ul style="list-style-type: none"> <li>• Welded and bolted, steel</li> </ul>	<b>Construction:</b> <ul style="list-style-type: none"> <li>• Bolted, aluminum</li> </ul>



**F-Series TeraFrame® Gen 3 Cabinet**

**F-Series TeraFrame® HD Cabinet**

**N-Series TeraFrame® Gen 3 Cabinet System**

**GF-Series GlobalFrame® Gen 2 Cabinet**

**Z4-Series SeismicFrame® Cabinet System**

**MegaFrame® & SlimFrame® Cabinet**

Part No.	Description	Wt. lb (kg)
FF1N-113B-E42-B	84.6"H x 23.6"W x 47.3"D, 45U 2149 mm x 600 mm x 1200 mm	396 (175.1)
FF1U-113B-E42-B	84.6"H x 23.6"W x 51.2"D, 45U 2149 mm x 600 mm x 1300 mm	403 (182.8)
FF1U-111B-E52-B	83.5"H x 23.6"W x 51.2"D, 45U 2149 mm x 600 mm x 1300 mm w/ Vertical Exhaust Duct, 20"-34"H (508 mm - 863 mm)	422 (191.4)
FF1U-111C-E62-B	84.6"H x 23.6"W x 51.2"D, 45U 2149 mm x 600 mm x 1300 mm w/ Vertical Exhaust Duct, 34"-60"H (863 mm - 1523 mm)	432 (196.0)
FF1U-111C-E72-B	84.6"H x 23.6"W x 51.2"D, 45U 2149 mm x 600 mm x 1300 mm w/ Vertical Exhaust Duct, 14"-20"H (356 mm - 508 mm)	432 (196.0)

Part No.	Description	Wt. lb (kg)
FF3U-113B-E42-B	84.6"H x 31.5"W x 51.2"D, 45U 2149 mm x 800 mm x 1300 mm	440 (199.6)

*Cabinets that include Vertical Exhaust Duct also include a Bottom Panel. Also available in Black.*

**Accessories**

Vertical Cable Managers		
Part No.	Description	Wt. lb (kg)
39120-E03	Finger Cable Manager, Short, 4"D (102 mm) for 45U x 23.6"W (600 mm) cabinet	22 (10)
39112-E25	Finger Cable Manager, 8.4"D (213 mm) for 45U x 31.5"W (800 mm) cabinet	23 (10.4)
39124-E03	Cable Lashing Bracket for for 45U cabinet, 1.6"W (41 mm)	4 (1.8)
39087-E03	Ring Cable Manager for 45U x 23.6"W (600 mm) cabinet	14 (6.4)
39089-E03	Ring Cable Manager for 45U x 31.5"W (800 mm) cabinet	14 (6.4)
39077-E00	Front-to-Rear Cable Manager for 31.5"W (800 mm) cabinet	6 (2.7)
39221-E03	Full Height Dual PDU Bracket, Wide, for 45U cabinet, 5.8"W (147 mm)	11 (5.0)

Thermal Management		
Part No.	Description	Wt. lb (kg)
39085-E03	Air Dam for 45U x 23.6"W (600 mm) cabinet	11 (5.0)
39132-E00	Bottom Panel for 23.6"W (600 mm) cabinet	23 (10.4)
34537-E00	Snap-In Filler Panel, 1U	1 (0.5)
34538-E00	Snap-In Filler Panel, 2U	2 (0.9)

*Use Air Dam and Bottom Panel together. Bottom Panel is included with cabinets that have a Vertical Exhaust Duct.*

Equipment Mounting Hardware		
Part No.	Description	Wt. lb (kg)
12637-001	M6 Cage Nuts/Screws (25)	1 (0.5)

Part No.	Description	Wt. lb (kg)
FHD-C1M-113B-C42	82.5"H x 23.6"W x 46.1"D, 42U 2096 mm x 600 mm x 1172 mm	482 (218.6)
FHD-C1U-113B-C42	82.5"H x 23.6"W x 51.0"D, 42U 2096 mm x 600 mm x 1297 mm	498 (225.9)
FHD-C1U-111B-C52	82.5"H x 23.6"W x 51.0"D, 42U 2096 mm x 600 mm x 1297 mm	508 (230.4)
FHD-C1U-111B-C62	82.5"H x 23.6"W x 51.0"D, 42U 2096 mm x 600 mm x 1297 mm	525 (238.1)

**Accessories**

Vertical Cable Managers		
Part No.	Description	Wt. lb (kg)
16273-C02	Cable Lashing Bracket for 42U cabinet, 5"W (125 mm)	12 (5.4)

**Thermal Management**

Part No.	Description	Wt. lb (kg)
16278-C01	Bottom Panel	19 (8.6)
16270-C02	Air Dam Kit for 42U x 23.6"W (600 mm) cabinet	12 (5.4)
34537-000	Snap-In Filler Panel, 1U	1 (0.5)
34538-000	Snap-In Filler Panel, 2U	2 (0.9)

**Equipment Mounting Hardware**

Part No.	Description	Wt. lb (kg)
12637-001	M6 Cage Nuts/Screws (25)	1 (0.5)
12638-001	#10-32 Cage Nuts/Screws (25)	1 (0.5)
12639-001	#12-24 Cage Nuts/Screws (25)	1 (0.5)

**Installation**

Part No.	Description	Wt. lb (kg)
16280-C01	Unloading Ramp, 1 req. per site	185 (83.9)
16279-C01	Bolt Down Kit, 1 req. per cabinet	14 (6.4)

Part No.	Description	Wt. lb (kg)
NFN1-113C-E42-1	83.4"H x 31.5"W x 47.3"D, 45U 2117 mm x 800 mm x 1200 mm	435 (197.3)
NFIU-113C-E42-1	83.4"H x 31.5"W x 51.2"D, 45U 2117 mm x 800 mm x 1300 mm	449 (203.7)
NFIU-114C-E52-1	83.4"H x 31.5"W x 51.2"D, 45U 2117 mm x 800 mm x 1300 mm	490 (222.3)
NFIU-114C-E62-1	83.4"H x 31.5"W x 51.2"D, 45U 2117 mm x 800 mm x 1300 mm w/ Vertical Exhaust Duct, 20"-34"H (508 mm - 863 mm)	506 (229.5)
NFIU-114C-E72-1	83.4"H x 31.5"W x 51.2"D, 45U 2117 mm x 800 mm x 1300 mm w/ Vertical Exhaust Duct, 34"-60"H (863 mm - 1523 mm)	482 (218.6)

40.0"W (1016 mm), 19"EIA, Glacier White		
Part No.	Description	Wt. lb (kg)
NFSU-113C-E42-1	83.4"H x 40.0"W x 51.2"D, 45U 2117 mm x 1016 mm x 1300 mm	528 (239.5)

*Cabinets include an internal side air intake duct for switches. Cabinets that include Vertical Exhaust Duct also include a Bottom Panel. Also available in Black.*

**Accessories**

Vertical Cable Managers		
Part No.	Description	Wt. lb (kg)
39128-E03	Ring Cable Manager, for 45U x 31.5"W (800 mm) cabinet	14 (6.4)
39129-E03	Ring Cable Manager, for 45U x 40.0"W (1016 mm) cabinet	14 (6.4)
39381-E03	Cable Lashing Bracket, for 45U cabinet, 9.8"W (250 mm)	21 (9.5)
39377-E01	Telescoping Cable Manager for 31.5"W (800 mm) cabinet, 2.5"H x 2.6"D (64 mm x 173 mm)	5 (2.3)
39377-E02	Telescoping Cable Manager, for 40.0"W (1016 mm) cabinet, 3.3"H x 6.8"D (84 mm x 173 mm)	5 (2.3)
39327-E01	Radius Drop, for 31.5"W (800 mm) cabinet, 11"L (279 mm)	1 (0.5)
39221-E03	Full Height Dual PDU Bracket, Wide, for 45U cabinet, 5.8"W (147 mm)	11 (5.0)

**Thermal Management**

Part No.	Description	Wt. lb (kg)
34537-E00	Snap-In Filler Panel, 1U	1 (0.5)
34538-E00	Snap-In Filler Panel, 2U	2 (0.9)

**Equipment Mounting Hardware**

Part No.	Description	Wt. lb (kg)
12637-001	M6 Cage Nuts/Screws (25)	1 (0.5)

Part No.	Description	Wt. lb (kg)
GF-1A520-EB	79.4"H x 23.6"W x 47.3"D, 42U 2016mm x 600 mm x 1200 mm	336 (152.4)
GF-1A420-EB	79.4"H x 23.6"W x 51.2"D, 42U 2016mm x 600 mm x 1300mm	358 (162.4)
GF-1A421-EB	79.4"H x 23.6"W x 51.2"D, 42U 2016 mm x 600 mm x 1300 mm w/ Vertical Exhaust Duct,	378 (171.5)
GF-1A422-EB	79.4"H x 23.6"W x 51.2"D, 42U 2016 mm x 600 mm x 1300 mm w/ Vertical Exhaust Duct, 34"-60"H (863 mm - 1523 mm)	392 (177.8)
GF-1A422-EB	79.4"H x 23.6"W x 51.2"D, 42U 2016 mm x 800 mm x 1300 mm 34"-60"H (863 mm - 1523 mm)	392 (177.8)

31.5"W (800 mm), 19"EIA, Glacier White		
Part No.	Description	Wt. lb (kg)
GF-1C220-EB	79.4"H x 31.5"W x 43.3"D, 42U 2016 mm x 800 mm x 1100 mm	383 (173.7)
GF-1C420-EB	79.4"H x 31.5"W x 41.2"D, 42U 2016 mm x 800 mm x 1300 mm	479 (217.3)

*Cabinets that include Vertical Exhaust Duct also include a Bottom Panel. Also available in Black.*

**Accessories**

Vertical Cable Managers		
Part No.	Description	Wt. lb (kg)
39087-E00	Ring Cable Manager, 4.5"D (114 mm) for 42U x 23.6"W (600 mm) cabinet	2 (0.9)
39089-E00	Ring Cable Manager, 5.0"D (127 mm) for 42U x 31.5"W (800 mm) cabinet	6 (2.7)
39124-E00	Cable Lashing Bracket for 42U cabinet, 1.6"W (41 mm)	11 (5.0)

**Thermal Management**

Part No.	Description	Wt. lb (kg)
39086-E00	Air Dam, 42U x 23.6"W (600 mm) cabinet	2 (0.9)
39080-E00	Bottom Panel, 23.6"W (600 mm) cabinet	2 (0.9)
39133-001	Equipment Rail Grommet Kit, for 31.5"W (800 mm) cabinets, 8 grommets, black	2 (0.9)
34537-E00	Snap-In Filler Panel, 1U	1 (0.5)
34538-E00	Snap-In Filler Panel, 2U	2 (0.9)

**Equipment Mounting Hardware**

Part No.	Description	Wt. lb (kg)
12637-001	M6 Cage Nuts/Screws (25)	1 (0.5)

Part No.	Description	Wt. lb (kg)
Z4-21N-113C-C12	83.9"H x 23.6"W x 45.1"D, 43U 2132 mm x 600 mm x 1145 mm	525 (238)
Z4-21U-113C-C12	83.9"H x 23.6"W x 51.1"D, 43U 2132 mm x 600 mm x 1296 mm	551 (249.9)
Z4-22N-113C-C12	83.9"H x 23.6"W x 45.1"D, 43U 2132 mm x 800 mm x 1145 mm	604 (273.8)
Z4-22U-113C-C12	83.9"H x 31.5"W x 51.1"D, 43U 2132 mm x 800 mm x 1296 mm	631 (286.4)

*Also available in Glacier White.*

**Accessories**

Vertical Cable Managers		
Part No.	Description	Wt. lb (kg)
14440-C01	Ring Cable Manager, for 43U x 23.6"W (600 mm) cabinet	13 (5.9)
14445-C01	Ring Cable Manager, for 43U x 31.5"W (800 mm) cabinet	13 (5.9)
14465-C01	Cable Lashing Bracket, for 43U cabinet, 1.6"W (41 mm)	3 (1.4)
14485-C00	Front-to-Rear Cable Manager, for 31.5"W (800 mm) cabinet	6 (2.7)
14481-C01	Full Height Dual PDU Bracket, Wide, 11 (5.0) for 43U cabinet, 5.8"W (147 mm)	11 (5.0)

**Thermal Management**

Part No.	Description	Wt. lb (kg)
14435-C01	Air Dam, 43U x 23.6"W (600 mm) cabinet	14 (6.4)
14435-C03	Air Dam, 43U x 31.5"W (800 mm) cabinet	21 (9.5)
39133-001	Equipment Rail Grommet Kit, for 31.5"W (800 mm) cabinets, 8 grommets	2 (0.9)
34537-000	Snap-In Filler Panel, 1U	1 (0.5)
34538-000	Snap-In Filler Panel, 2U	2 (0.9)

**Equipment Mounting Hardware**

Part No.	Description	Wt. lb (kg)
12637-001	M6 Cage Nuts/Screws (25)	1 (0.5)

Part No.	Description	Wt. lb (kg)
M1033-741	84.0"H x 27.3"W x 33.6"D, 45U 2130 mm x 694 mm x 854 mm	246 (111.6)
M1053-741	84.0"H x 27.3"W x 39.6"D, 45U 2130 mm x 694 mm x 1006 mm	266 (120.7)
M1043-741	84.0"H x 27.3"W x 42.6"D, 45U 2130 mm x 694 mm x 1083 mm	276 (125.2)

**24"W (610 mm), 19"EIA, C-Series SlimFrame, Black**

Part No.	Description	Wt. lb (kg)
C1033-741	84.0"H x 24"W x 33.6"D, 43U 2130 mm x 610 mm x 854 mm	237 (107.5)
C1053-741	84.0"H x 24"W x 39.6"D, 43U 2130 mm x 610 mm x 1006 mm	228 (103.4)

*Also available in Gray and Computer Beige.*

**Accessories**

Vertical Cable Managers		
Part No.	Description	Wt. lb (kg)
12465-707	Vertical Cable Manager for 45U M-Series MegaFrame	7 (3.2)
11809-700	Narrow Vertical Cable Manager for 43U C-Series SlimFrame	5 (2.3)

**Enhanced Vertical Cable Managers**

Part No.	Description	Wt. lb (kg)
13171-700	Enhanced Vertical Cable Managers for 45U M-Series MegaFrame	11 (5.0)
13169-701	Front-to-Back Horizontal Manager	3 (1.4)

**Thermal Management**

Part No.	Description	Wt. lb (kg)
13336-710	Air Dam Kit	11 (5.0)
34537-000	Snap-In Filler Panel, 1U	1 (0.5)
34538-000	Snap-In Filler Panel, 2U	2 (0.9)

**Equipment Mounting Hardware**

Part No.	Description	Wt. lb (kg)
12636-001	M6 Cage Nuts/Screws (25)	1 (0.5)
12638-001	#10-32 Cage Nuts/Screws (25)	1 (0.5)
12639-001	#12-24 Cage Nuts/Screws (25)	1 (0.5)



CPI's online Product Configurator is an easy-to-use confidential tool that guides you through the steps and selections necessary to create customized systems. Check out the Product Configurator at [www.chatsworth.com/configurator](http://www.chatsworth.com/configurator).

[www.chatsworth.com](http://www.chatsworth.com) • [techsupport@chatsworth.com](mailto:techsupport@chatsworth.com) • +1-800-834-4969

While every effort has been made to ensure the accuracy of all information, CPI does not accept liability for any errors or omissions and reserves the right to change information and descriptions of listed services and products. ©2014 Chatsworth Products, Inc. All rights reserved. Chatsworth Products, CPI, CPI Passive Cooling, eConnect, MegaFrame, Saf-T-Grip, Seismic Frame, SlimFrame, GlobalFrame, Cube-IT Plus, Evolution, OnTrac, QuadraRack and Velocity are federally registered trademarks of Chatsworth Products. Simply Efficient is a trademark of Chatsworth Products. All other trademarks belong to their respective companies. Rev 8 10/14 MKT-60020-204