

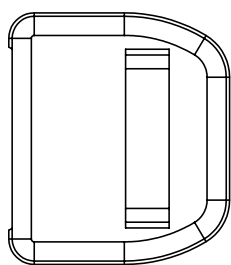


**ORTRONICS®**

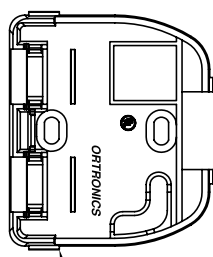
125 EUGENE O'NEILL DRIVE  
NEW LONDON, CT 06320  
TEL: 860-445-3800  
FAX: 860-405-2990

TITLE


**TechChoice KEYSTONE JACK  
2 PORT  
SURFACE MOUNT BOX**




COVER



BASE



DESIGNATION  
COVER



DESIGNATION  
PAPER



SCREW

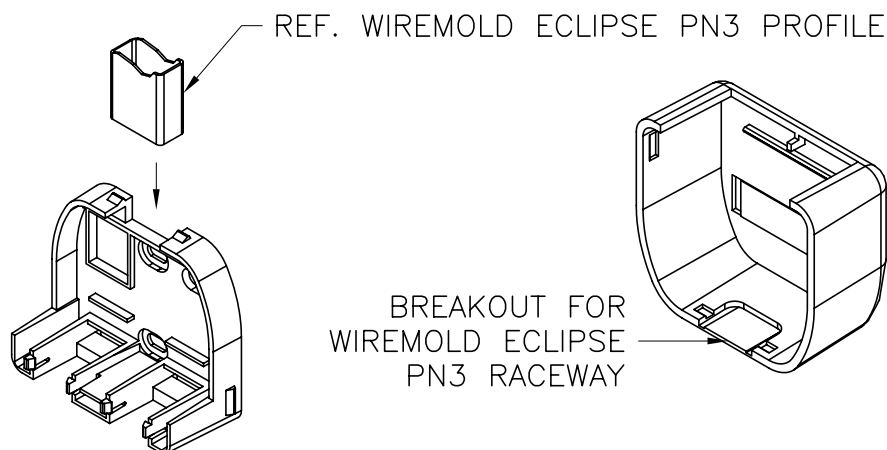
**OR-KSSMB2 KIT INCLUDES:**

- 1 COVER
- 1 BASE
- 1 DESIGNATION COVER
- 1 DESIGNATION PAPER
- 2 SCREWS #6 x 3/4"

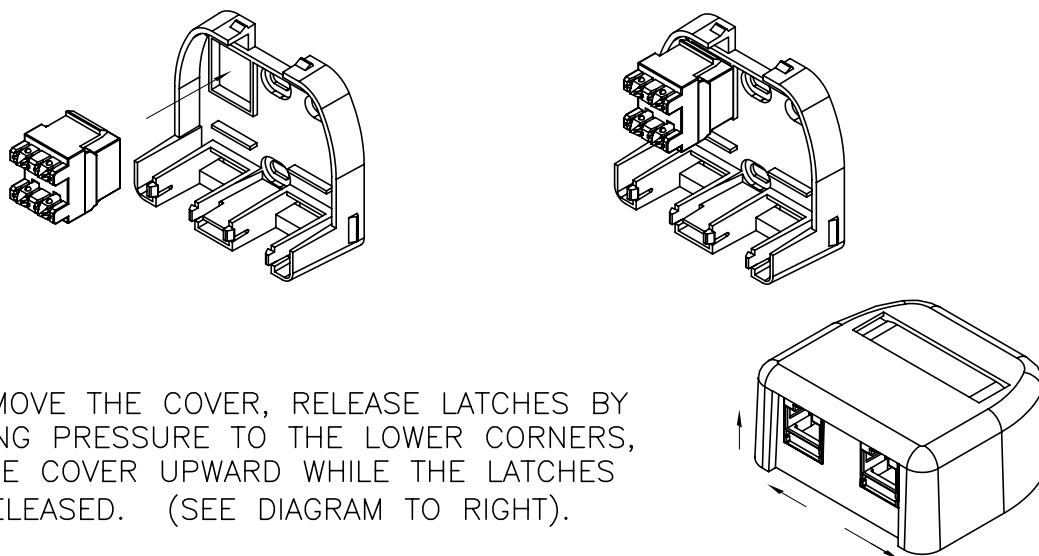
**BOX DIMENSIONS:**

1.20" H x 2.59" W x .27" D  
30.40mm x 65.72mm x 57.70mm

**MOUNTING INSTRUCTIONS:** THIS BOX IS DESIGNED TO BE MOUNTED USING MOUNTING SCREWS. FOR RACEWAY APPLICATIONS USE WIREMOLD ECLIPSE PROFILE PN3.



**JACK TERMINATION:** PLACE THE JACK MODULE IN THE JACK HOLDER LOCATED IN THE BASE FACEDOWN. REFER TO JACK MODULE INSTRUCTION SHEET (71601440) FOR COMPLETE CABLE TERMINATION INSTRUCTIONS.



TO REMOVE THE COVER, RELEASE LATCHES BY APPLYING PRESSURE TO THE LOWER CORNERS, LIFT THE COVER UPWARD WHILE THE LATCHES ARE RELEASED. (SEE DIAGRAM TO RIGHT).