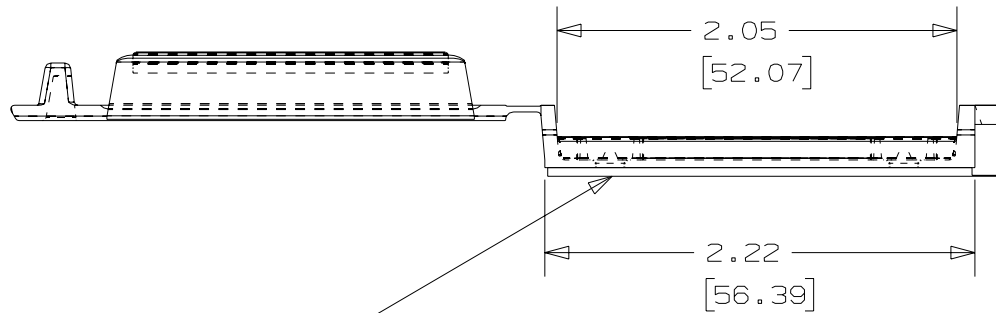
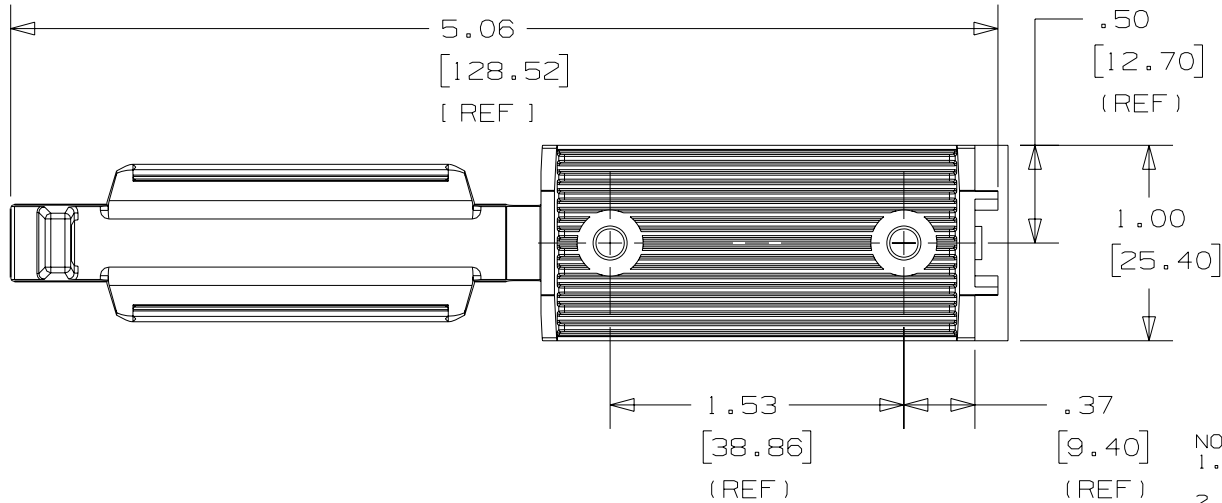
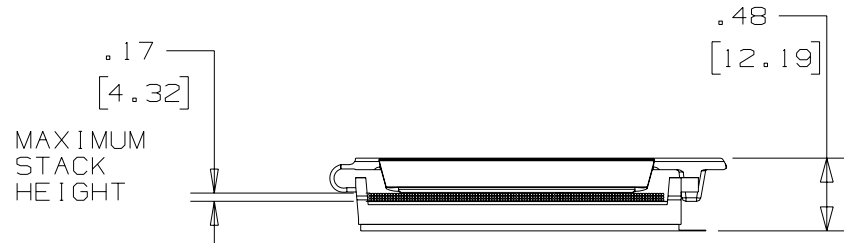


THIS COPY IS PROVIDED ON A RESTRICTED BASIS AND IS NOT TO BE USED IN ANY WAY DETRIMENTAL TO THE INTERESTS OF PANDUIT CORP.



ADHESIVE TAPE: PRESSURE SENSITIVE FOAM 0.040 (1.02 oz) THICK WITH RUBBER ADHESIVE AND PROTECTIVE LINER. MOUNT IS DESIGNED TO SUPPORT 1 lb. (45g) MAXIMUM WEIGHT ON A CLEAN, DRY, SMOOTH, GREASE-FREE SURFACE.

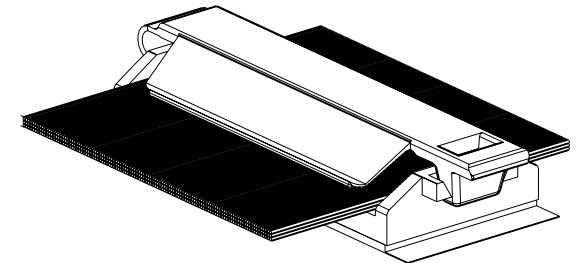


PANDUIT PART NO.	REC'M, SCREW FASTENER	WEIGHT lbs. 100 (g) pcs.
FCM2-A	N/A	1.63 (738)
FCM2-S6	#6 (M3) FLAT HEAD OR BUTTON HEAD	1.54 (698)

NO WARRANTY, EXPRESSED OR IMPLIED IS MADE BY PANDUIT WITH RESPECT TO ADHESIVE BOND PERFORMANCE. AMONG OTHER THINGS, THE CONDITIONS UNDER WHICH THESE MOUNTS MAY BE APPLIED AND/OR SURFACE TO WHICH THEY MAY BE APPLIED ARE BEYOND PANDUIT'S CONTROL.

NOTES:

- SEE CURRENT PRICE SHEET FOR PART NUMBER SUFFIX DESIGNATION FOR PACKAGE SIZE AND PART COLOR.
- TO APPLY MOUNT:
 - REMOVE PROTECTIVE LINER
 - PLACE IN DESIRED LOCATION
 - APPLY PRESSURE TO TOP OF MOUNT
- RECOGNIZED UNDER THE COMPONENTS PROGRAM OF UNDERWRITERS LABORATORIES, INC.



DIMENSIONS IN BRACKETS ARE METRIC [mm]

CAD FILENAME/LAYERS

G00239BE_PB_FCM2_03

PANDUIT

CORP.

TINLEY PARK, ILLINOIS

2 INCH FLAT CABLE MOUNT FCM2

UNLESS OTHERWISE SPECIFIED,
DIMENSIONAL TOLERANCES ARE:
(.X) ±0.05 (1.3) (.XXX) ±0.010 (0.25)
(.XX) ±0.02 (0.5) ANGLES ± 5°

UNLESS OTHERWISE SPECIFIED,
ALL DIMENSIONS ARE GIVEN
IN INCHES, THIRD ANGLE PROJECTION.

DRAWN BY MJK

MAT'L:

SCALE NONE

DATE
10-13-92

NYLON 6/6
GRAY

DRAWING NO.

GB0239BE

DWG
A
SIZE

3	7-20-07	TMSA		REVISED 5.06 DIMENSION "RIGHT LEADER" TO END OF PART (FROM END OF STEP)	GB0239BE	3				
REV	DATE	BY	CHK	DESCRIPTION	ECN	- R	CUST	SUP		