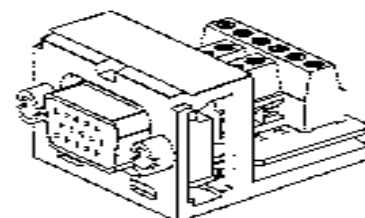
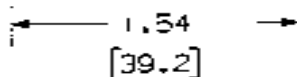
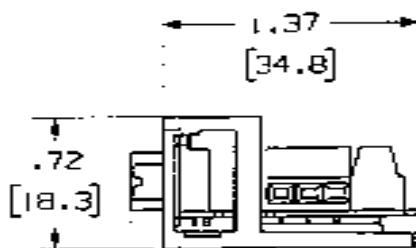
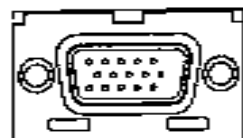
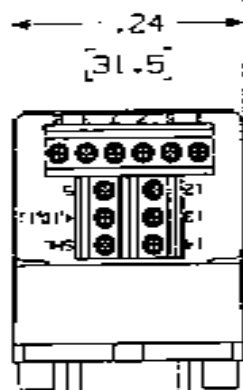


THIS COPY IS PROVIDED ON A RESTRICTED BASIS AND IS NOT TO BE USED IN ANY WAY DETRIMENTAL TO THE INTERESTS OF PANDUIT CORP.



PANDUIT P/N	WEIGHT
CMD15HD**Y	.41 LB/10 PCS 185.5 g/10 PCS

NOTES:

- SEE CURRENT CATALOG FOR ADDITIONAL PART NUMBER SUFFIXES TO INDICATE COLOR AND OR PACKAGE QUANTITY.
- SEE CATALOG FOR COMPLETE LIST OF PARTS APPLICABLE FOR USE WITH THIS PART.
- DIMENSIONS IN PARENTHESES ARE IN METRIC.
- PART INCLUDES:
 - 1- DUAL MODULE BASE
 - 1- 15 PIN H.D. D-SUB CONNECTOR (ASSEMBLED TO MODULE BASE)

NETWORK SYSTEMS

MAY 25 2006

ENGINEERING DEPT

MODEL FILENAME	MD1923AB.CMD15-D_04.PRT	SIZE	A
DRAWING FILENAME	MD2479SZ.L00184.L00A.PRT		
MINI-COM DUAL MODULE SPACE 15 PIN HIGH DENSITY D-SUB SCREW-TERMINATING MODULE CUSTOMER DRAWING			
DATE	3-13-08	U.I. NUMBER	N/A
DRW'N BY	JCP	PREDICT SPEC	N/A
DATE	3-13-08	FORM INSTRUCTION	N/A
CHK'D	JCO	SCALE	NONE
		PART NO.	CMD15HD**Y
		DRAWING NO.	02479-184

REV	DATE	BY	CHK	DESCRIPTION	ECN	R	CUST	SLP	OTH
1	3-13-08	JCP	JCO	RELEASED TO PRODUCTION	02479-184	JCO	JCO		



ALL DIMENSIONS ARE GIVEN IN INCHES, UNLESS OTHERWISE SPECIFIED.
DIMENSIONAL TOLERANCES ARE:
0.001 ± 0.001 0.001 ± 0.001
0.001 ± 0.001 0.001 ± 0.001

BASE: ABS