

# B930 ATM Style Alphanumeric Keypad (SDI2)

www.boschsecurity.com



**BOSCH**  
Invented for life



- ▶ 5-line ATM style LCD display with up to 32 character point, user, and area names
- ▶ Simple menu-style user interface with dedicated function buttons for common commands
- ▶ Programmable keypad shortcuts and situation sensitive on-screen help makes system operation simple and easy
- ▶ Highly visible on (arm)/alarm, ready to turn on (arm), power and gas alarm indicators
- ▶ Simple installation with self-locking base and chassis design, plus built-in bubble level

The B930 ATM Style Alphanumeric Keypad (SDI2) is a SDI2 bus compatible device. Each keypad has user adjustable options such as volume and brightness. The B930 shows five-line system messages for all areas.

## System overview

- For commercial use, install the keypad in building entrances and areas with unrestricted access. Mounting a keypad near exterior doors in hotel or business lobbies allows people to identify the type and location of the emergency.
- For residential use, install the keypad near the front and rear entrances to the home. Install additional keypads in a kitchen or in a bedroom.
- Use multiple keypads in a large building with many separate areas of security. Program multiple keypads to control multiple areas.
- Audible tones from the keypad sounder alert personnel to fire events and assist fire fighters in locating the keypad.

## Functions

### LCD Display






The keypad uses words, numbers, and symbols to show the status of the security system. When several events occur, the keypad shows each event in order of priority. The display shows five lines, 21 characters per line.

### Keys

Each keypad has 10 numeric keys, one function [CMD] key, keys for previous, next, escape, and help, and eight softkeys. When pressed, keys enable keypad backlighting and emit a muted beep. Use the eight softkeys to select a menu and associated functions.

**LEDs**

The status LEDs on the keypad provide a quick visual reference for system status.

	The system is ready to turn on (arm)
	The system is on (armed)
	Indicates there is a trouble condition
	Indicates the presence of dangerous gases including carbon monoxide (NFPA 720)
	Indicates that the system has power.

**Audible tones**

The keypad has a built-in speaker that produces several distinct warning tones. The keypad backlight illuminates when it emits an audible tone. You can use a passcode to silence the tone.

The tones include:

- Fire signal. When an area is in fire alarm, the keypad emits a pulsed, high-pitched bell tone.
- Gas signal. When a gas point activates, the keypad emits a unique high pitched tone.
- User alarm. When a user alarm (such as panic and medical alarms) occurs, the tone sounds for the programmed amount of time.
- Burglary signal. When an area is in alarm, the keypad emits a steady, high pitched bell tone.
- Entrance warning. The keypad emits an intermittent beep tone during entry delay periods to remind the user to disarm the area.
- Exit warning. The keypad emits an intermittent beep tone during exit delay.
- Invalid button buzz. When an invalid button, or sequence of buttons, is pressed, the keypad emits a flat buzz tone.
- Keypad encoding tone. The keypad emits a muted beep tone as each button is pressed to indicate that the entry was accepted.
- Trouble buzzer. When a trouble event occurs, such as a service alert, the keypad emits a two-tone warble until you enter a programmed passcode with the appropriate authority.
- Watch tone. A single clean tweedle tone alerts the user anytime a watch point is faulted.

**Certifications and approvals**

Region	Certification
USA	UL NBSX.S1871, NBSX7.S1871, UTOU.S1871, UTOU7.S1871, AMCX.S1871, AMCX7.S1871, AMTB.S1871, ANET.S1871, AOTX.S1871, AOTX7.S1871, APAW.S1871, APAW7.S1871, APOU.S1871, APOU7.S1871 [UL & cUL]
	CSFM 7167-1615:0247 7167 -- CONTROL UNIT (HOUSEHOLD)

**Installation/configuration notes****Compatible control panels**

B5512  
B4512  
B3512  
GV4 Series firmware v2.00 and higher

**Mounting considerations**

Mount in indoor dry locations.

**Power supply**

A compatible control panel supplies the power and data requirements to the keypad through a four-wire connection.

**Enclosure and wiring**

The sliding self-locking enclosure has an integrated bubble level and custom gap-free, lift-gate style terminal blocks to make installation easier.

**Parts included**

Quant.	Component
1	Keypad
1	Hardware pack
1	Installation Guide

**Technical specifications****Wiring**

Terminal wires	12 AWG to 22 AWG (2 mm to 0.65 mm) wire
----------------	---

**Environmental considerations**

Relative humidity	5% to 93% at +32°C (+90°F) non-condensing
Temperature (operating)	0°C to +50°C (+32°F to +122°F)

**Keypad**

Dimensions	6.2 in x 5.5 in x 1 in (158 mm x 140 mm x 26 mm)
Weight	14.1 oz (0.40 kg)
Material	Acrylonitrile butadiene styrene (ABS) Poly(methyl methacrylate) (PMMA)
Display window	5 line display 21 characters per line
Indicators	Illuminated keys Status LEDs Warning and indicating tones

**Power requirements**

Current	35 mA in standby mode 80 mA in alarm mode
Voltage (input)	12 VDC nominal

### Trademarks

All hardware and software product names used in this document are likely to be registered trademarks and must be treated accordingly.

### Ordering information

#### B930 ATM Style Alphanumeric Keypad (SDI2)

Five-line ATM style alphanumeric keypad

Order number **B930**

#### Accessories

##### B96 Keypad Trim Bezel

Cover the wall footprint of previous keypads when replacing them with the new, slim design of B930 and B920 keypads. The white trim bezel is (8.6 in x 6.3 in x 1.2 in (22 mm x 16 mm x 3 mm).

Order number **B96**

#### Represented by:

##### Americas:

Bosch Security Systems, Inc.  
130 Perinton Parkway  
Fairport, New York, 14450, USA  
Phone: +1 800 289 0096  
Fax: +1 585 223 9180  
security.sales@us.bosch.com  
www.boschsecurity.us

##### Europe, Middle East, Africa:

Bosch Security Systems B.V.  
P.O. Box 80002  
5617 BA Eindhoven, The Netherlands  
Phone: + 31 40 2577 284  
Fax: +31 40 2577 330  
emea.securitysystems@bosch.com  
www.boschsecurity.com

##### Asia-Pacific:

Robert Bosch (SEA) Pte Ltd, Security Systems  
11 Bishan Street 21  
Singapore 573943  
Phone: +65 6571 2808  
Fax: +65 6571 2699  
apr.securitysystems@bosch.com  
www.boschsecurity.asia

##### China:

Bosch (Shanghai) Security Systems Ltd.  
201 Building, No. 333 Fuquan Road  
North IBP  
Changning District, Shanghai  
200335 China  
Phone +86 21 22181111  
Fax: +86 21 22182398  
www.boschsecurity.com.cn

##### America Latina:

Robert Bosch Ltda Security Systems Division  
Via Anhanguera, Km 98  
CEP 13065-900  
Campinas, Sao Paulo, Brazil  
Phone: +55 19 2103 2860  
Fax: +55 19 2103 2862  
latam.boschsecurity@bosch.com  
www.boschsecurity.com