

## VZ-HDC-9 ADVANTAGES


- Full HD 1080p over coaxial cable, BNC connection
- Plastic body - 0.33 lbs / Appx. 150g
- True WDR, Digital Day and Night, Dual Voltage
- Panasonic 2.2 Megapixel CMOS Sensor
- 3.0 Megapixel DC Auto IRIS 2.8~11mm Varifocal HD Lens
- 1920x1080p/30fps, HD-SDI(BNC) and 700TVL Analog (BNC)
- 0.5Lux (Color), 0.1Lux (B/W), 0.02Lux (Sens-up 30X)
- AGC, ATW, DNR (2D + 3D)

MODEL #	VZ-HDC-9
SPECIFICATION	
Imaging Sensor	Panasonic 1/3" 2.2 Megapixel Sensor
HD-SDI Scanning System	Progressive Scan
Analog Scanning System	700 Lines 2:1 Interlace NTSC
Number of active pixels	1944 (H) x 1092 (V) = 2,122,848 (pixel)
Number of effective pixels	2010 (H) x 1108 (V) = 2,227,080 (pixel)
S/N Ratio	More than 50dB (AGC OFF)
HD-SDI Video Output	HD-SDI: 1920 X 1080
Analog Video Output (RCA)	1.0 Vp-p (75, Composite) NTSC
Min. Illumination	0.5Lux (Color), 0.1Lux (BW), 0.02Lux (Sens-up x30)
Lens	Megapixel HD DC Auto IRIS 2.8~11mm Varifocal HD Lens
Electronic Shutter Speed	Auto, FLK, 1/60 ~ 1/50,000sec
White Balance	AWB, AWC-SET, MANUAL, INDOOR, OUTDOOR, ATW
Backlight Compensation	WDR, BLC, HSBLC, Off
Digital - WDR	On, Off
AGC	Adjustable 1 ~ 15
Adjust	SHARPNESS, MONITOR, LSC, NTSC/PAL
Digital Day & Night	Auto, B.W, Color, EXT
2D/3D-NR	2D / 3D NR, SMART NR
Digital Zoom	On (x2 ~ x62) / Off
Privacy Masking	On (8 Zone Selectable) / Off
Motion Detection	On (4 Zone Selectable) / Off
Defect	LIVE DPC / STATIC DPC
Sens - up	On (X2 ~ X30) / Off
D - EFFECT	Freeze / Mirror / D-Zoom / NEG.IMAGE
Defog	On, Off

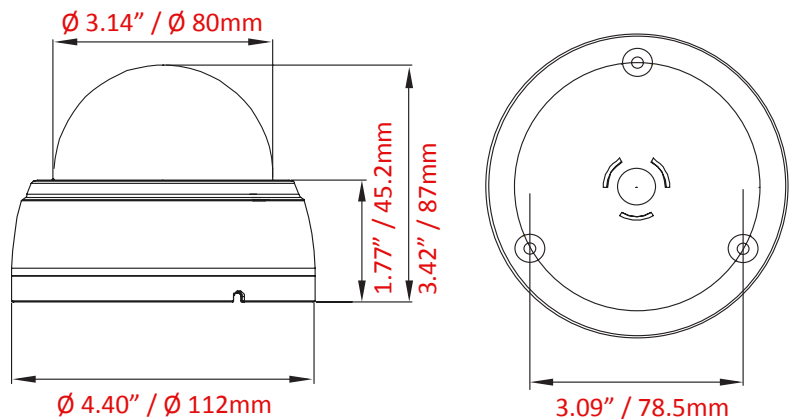
INTERFACE	
HD-SDI - BNC	1
CVBS - BNC ( Yellow )	1

WEIGHT & DIMENSIONS	
Dimensions	Ø 4.40 x 3.42(H)inch (Ø 112 x 87(H) mm)
Net Weight	0.33 lbs / Appx. 150g

GENERAL	
Language	ENG, JPN, CHN1, CHN2, KOR, GER, FRA, ITA, SPA, POL, RUS, POR, NED, TUR, HEB, ARB
Construction	Plastic dome & Plastic body
Power	- Supplied Voltage DC 12V ± 10% / AC 24V ± 10%
	- Power Consumption Max. 120mA
Regulation	CE, FCC, RoHS, KCE
Humidity	0% to 90%
Operating Temperature	14 ~ 122°F / -10°C ~ 50°C
Storage Temperature	-4 ~ 140°F / -20°C ~ 60°C



## DIMENSIONS

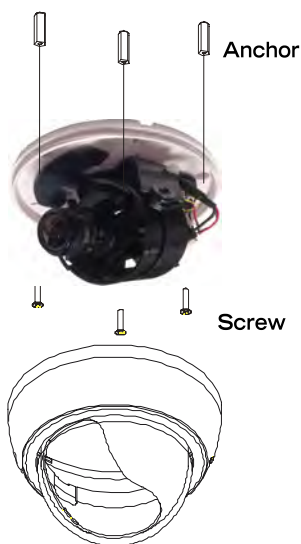


## Contact ViewZ

- Address : 177 W. Orangethorpe Ave., Placentia, CA 92870
- Phone : (714) 996-1177, Fax : (714) 996-1138
- Sales : sales@viewzusa.com
- Specification subject to change without notice.

## INSTALLATION

1. Attach the camera base on the installation surface with the supplied screws.
2. Adjust the camera angle by moving the camera body
3. Re-assemble the dome cover.
4. Connect the camera output to the DVR or to the monitor.
5. Connect the power source.



## CAMERA ANGLE ADJUSTMENT

- Rotate the camera as necessary by turning the camera gimbal.



## LENS ADJUSTMENT

1. **Tele-Wide** : By turning the T-W knob, you can adjust the range of focal length.
2. **Near-Far** : Loosen the lock screw and turn the Near-Far control IR LED board to adjust the focus.



## PRECAUTIONS



Do not use the camera if fumes, smoke or a strange odor is emitted from the unit, or if it seems to not function correctly. Disconnect the power source immediately and consult your supplier.



Always follow the instructions in the installation guide when applying power. Fire and equipment damage can occur if power is applied incorrectly. For the correct power supply, refer to the specification sheet.



Do not install or operate in small, unventilated areas. Heat build up can significantly reduce the performance and operating life of the product and may cause a fire.



To prevent damage, do not drop the camera or subject it to strong shock or vibration.



If installed close to a TV, radio transmitter, magnet, electric motor transformer or audio speakers the magnetic field generated may interfere with or distort the image.



Whether or not the camera is used outdoors, never point it toward the sun. Use caution when operating the camera in the vicinity of spot lights or other bright lights and light reflecting objects.



Do not use the camera in extreme environments where high temperatures or high humidity exists. Use the camera under conditions where temperatures are between 14°F ~ 122°F (-10°C ~ 50°C), and humidity is below 90%.

## REGULATORY NOTICE

This device complies with part 15 of the FCC Rules. Operation is subject to the following two conditions:

- This device may not cause harmful interference
- This device must accept any interference received, including interference that may cause undesired operation.

## Contact ViewZ

- Address : 177 W. Orangethorpe Ave., Placentia, CA 92870
- Phone : (714) 996-1177, Fax : (714) 996-1138
- Sales : sales@viewzusa.com
- Specification subject to change without notice.