


Terminal Material Selection Guide



PANDUIT®

building a smarter,
unified business foundation
Connect. Manage. Automate.

Comprehensive Wire Terminal Solutions

Panduit offers a broad selection of industry approved styles, sizes, and materials to meet a full range of electrical, industrial, and networking applications

Insulation Descriptions

Non-Insulated – Highest tonnage installation, no short circuit protection

Vinyl – High flammability

Nylon – Halogen free

Fully Insulated Nylon – Halogen free, best when no dielectric barriers are present

Fully Insulated Premium Nylon– High flammability and halogen free, best when no dielectric barriers are present

Heat Shrink – Moisture corrosion protection








KYNAR* – Radiation resistance and corrosion protection

Polypropylene – Low dielectric strength

Unified Physical Infrastructure



Connection Type	Product Family	Styles	Wire Range (AWG)	Insulation Material					Base Metal				Plating	
				Non-	Vinyl	Nylon	Heat Shrink	KYNAR*	Copper	Iron Copper	Brass	Steel	Tin	Nickel
Wire to Stud	Rings	Standard	26 – 2	✓	✓	✓	✓	✓	✓				✓	
		Multi-Stud	22 – 10	✓	✓	✓			✓				✓	
		Heavy Duty	16 – 12	✓	✓	✓			✓				✓	
		High Temperature	22 – 2	✓					✓					✓
	Forks	Standard	26 – 10	✓	✓	✓	✓		✓				✓	
		Locking	22 – 10	✓	✓	✓				✓			✓	
		Short Locking	22 – 10	✓	✓	✓			✓				✓	
		Flange	22 – 10	✓	✓	✓			✓				✓	






Connection Type	Product Family	Styles	Wire Range (AWG)	Insulation Material						Base Metal				Plating	
				Non-	Vinyl	Nylon	Fully Insulated Nylon	Fully Insulated Premium Nylon	Heat Shrink	Copper	Iron Copper	Brass	Steel	Tin	Nickel
Wire to Tab	Female Disconnects	Standard 	22 – 10	✓	✓	✓	✓	✓	✓				✓		✓
		Disco-Lok 	22 – 14				✓						✓		✓
		Supra-Grip 	22 – 14				✓						✓		✓
		Right Angle 	22 – 14	✓		✓	✓						✓		✓
		Piggyback 	22 – 14		✓								✓		✓
	Male Tabs	Standard 	22 – 10	✓	✓	✓	✓	✓	✓	✓					✓
		Adaptor 	n/a	✓									✓		✓

Connection Type	Product Family	Styles	Wire Range (AWG)	Insulation Material				Base Metal				Plating	
				Non-	Vinyl	Nylon	Heat Shrink	Copper	Iron Copper	Brass	Steel	Tin	Nickel
Wire to Wire	Splice	Butt	26 – 10	✓	✓	✓	✓	✓				✓	
		Parallel	22 – 12	✓		✓					✓	✓	
		Wire Joint	24 – 10	✓		✓					✓	✓	

Connection Type	Product Family	Styles	Wire Range (AWG)	Insulation			Base Metal				Plating	
				Non-	Vinyl	Polypropylene	Copper	Iron Copper	Brass	Steel	Tin	Nickel
Wire to Terminal Clamp	Ferrules	Standard	26 – 1	✓		✓	✓				✓	
		Twin Wire	22 – 6			✓	✓				✓	
	Pins	Standard	22 – 10	✓	✓		✓				✓	
	Blades	Standard	22 – 14	✓	✓		✓				✓	

*KYNAR is a registered trademark of Atofina Chemicals, Inc.

Terminal Industry Approvals

Symbol	Agency	Spec/File Number	Requirement	Applicable Products
	Underwriters Laboratories, Inc.	UL 486 A/B – E52164	Product tested for reliable and safe performance for general purpose use	Ring and Fork Terminals
		UL 486D – E52164	Product tested for reliable and safe performance for general purpose use	Splice Terminals
		UL 310 – E78522	Product tested for reliable and safe performance for general purpose use	Disconnect Terminals
	Canadian Standards Association	C22.2 No.65 – LR31212	Product tested for reliable and safe performance for general purpose use	Ring and Fork Terminals
		C22.2 No.153 – LR31212		Disconnect Terminals
	American Bureau of Shipping	Steel Vessel Rules 1-1-4/7.7, 4-8-3/9.19, 4-8-4/21.28	Product tested for reliable performance in marine and offshore environments	Terminals
DFARS	US Defense Federal Acquisition Regulation Supplement	Title 10 Section 2533a, The Berry Amendment 252.225-7014 for Specialty Metals	Bans the use of various metals manufactured outside of the United States	All Terminals
	Institute of Electrical and Electronics Engineers	IEEE std 323-2003 for Qualifying Class 1E Eqpt. For Nuclear Power Generating Stations	Meets criteria for use in harsh, high radiation environments in nuclear power plants	KYNAR* Ring Terminals
	US Department of Defense	Mil Spec Qualification Test Ref #01017302. AB/08-31-2006	Approved for listing on QPL AS 7928 Class I and Class II	Ring Terminals
RoHS	European Directive 2002/95/EC	Restriction on Hazardous Substances	Supplied raw materials and components used by Panduit for manufacturing comply with the restrictions of RoHS	All Terminals

*KYNAR is a registered trademark of Atofina Chemicals, Inc.

Material Selection Criteria*

		Insulation Material						Base Metal			Plating	
		Vinyl	Nylon	Premium Nylon	Kynar	Heat-Shrink	Polypropylene	Copper	Brass	Iron Copper	Tin	Nickel
Composition	Chemical	Polyvinyl chloride	Polyamide 6,6	Polyamide	Polyvinylidene fluoride	Polyolefin	Polypropylene	Cu	70% Cu 30% Zn	97.5% Cu 2.4% Zn	Sn	Ni
	Halogen Free	No	Yes	Yes	No	Yes	Yes	Yes	Yes	Yes	Yes	Yes
	RoHS Compliant	Yes	Yes	Yes	Yes	Yes	Yes	Yes	Yes	Yes	Yes	Yes
Mechanical Properties	Tensile Yield Strength	6.9 kpsi	11.9 kpsi	13 kpsi	6.8 kpsi	1.5 kpsi	5.9 kpsi	38 kpsi	62 kpsi	63 kpsi	2.0 kpsi	78 kpsi
	Tensile Modulus	465 kpsi	450 kpsi	399 kpsi	190 kpsi	0.5 kpsi	260 kpsi	17,260 kpsi	16,000 kpsi	17,000 kpsi	7,200 kpsi	32,000 kpsi
	Impact Resistance	17.9 ft-lb/in	112.5 ft-lb/in	125.6 ft-lb/in	3.9 ft-lb/in	12.6 ft-lb/in	65.6 ft-lb/in	92.0 ft-lb/in	31.7 ft-lb/in	94.0 ft-lb/in	62.0 ft-lb/in	135.6 ft-lb/in
	Density	86 lb/ft³	71 lb/ft³	73 lb/ft³	111 lb/ft³	54 lb/ft³	57 lb/ft³	556 lb/ft³	532 lb/ft³	554 lb/ft³	459 lb/ft³	556 lb/ft³
	Hardness	80 Shore D	88 Shore D	90 Shore D	77 Shore D	11 Shore D	32 Shore D	3.0 Mohs	6.0 Mohs	6.1 Mohs	1.5 Mohs	4.0 Mohs
	Water Absorption	0.04%	7%	7%	0.04%	0.10%	0.02%	N/A	N/A	N/A	N/A	N/A
Electrical Properties	Electrical Resistance	1x10 ²⁵ nΩ-m	1x10 ²¹ nΩ-m	1x10 ²¹ nΩ-m	5x10 ²¹ nΩ-m	1x10 ²⁰ nΩ-m	1x10 ²⁴ nΩ-m	16.78 nΩ-m	78 nΩ-m	32 nΩ-m	115 nΩ-m	69.3 nΩ-m
	Dielectric	450 V/Mil	550 V/Mil	500 V/Mil	280 V/Mil	500 V/Mil	580 V/Mil	N/A	N/A	N/A	N/A	N/A
Thermal Properties	Maximum Operating Temperature	220°F	220°F	220°F	300°F	255°F	200°F	300°F	300°F	300°F	300°F	650°F
	Minimum Operating Temperature	-60°F	-60°F	-60°F	-60°F	-60°F	-60°F	-60°F	-60°F	-60°F	-60°F	-60°F
	Minimum Installation Temperature	-40°F	-60°F	-60°F	-40°F	0°F	-60°F	-60°F	-60°F	-60°F	-60°F	-60°F
	Flammability	V0	HB	V2	V0	HB	HB	N/A	N/A	N/A	N/A	N/A
	Melt Temperature	660°F	500°F	500°F	335°F	N/A, Cross-Linked	410°F	1980°F	1685°F	1980°F	450°F	2650°F
Chemical Resistance	Salts	⦿	⦿	⦿	●	●	●	○	○	○	●	●
	Hydrocarbons	●	●	●	●	○	○	●	●	●	●	●
	Chlorinated Hydrocarbons	⦿	⦿	⦿	●	○	○	⦿	⦿	⦿	○	○
	Acids	⦿	●	●	●	●	●	●	⦿	●	○	⦿
	Bases	⦿	⦿	⦿	●	●	●	⦿	⦿	⦿	○	⦿

*The information above is intended to be used for comparison between choosing the appropriate terminal as most of the values are taken from raw material and not the finished part.

Key	●	⦿	○	⦿	●
	Best	Better	Good	Worse	Worst

Tools To Complete Your Termination System



Controlled Crimp Cycle Tools – CT-1002, CT-1525, CT-1550, CT-1570

- Controlled cycle mechanism assures high quality, consistent terminations
- Terminal tongue locator controls both the depth and rotation position of connectors into the crimp die to optimize process and provide best performance and quality
- Ergonomic tool design assures operator comfort, safety, and performance
- Cushion handles provide chemical resistance and a cushioned, non-slip grip



Hand Operated Pliers Type Crimp Tools – CT-100A, CT-200, CT-260

- Installer controlled crimp
- Available with wire stripping and cutting features
- Plier type crimp for #22 – 10 AWG insulated and non-insulated terminal products



Battery Powered Crimp Tools – CT-2500 and CT-2600

- Quick crimping cycle results in less time to crimp terminals
- Compact, portable, and lightweight (less than 4 lbs.) construction allows simple one-hand crimp capability in space constrained areas
- The CT-2500 has interchangeable crimp dies for connectors #22 – 10 AWG
- The CT-2600 has interchangeable crimp dies for connectors #8 – 2 AWG



Pneumatic Crimp Tool – CT-600-A

- Quickly crimps a variety of loose piece terminals in a variety of wire sizes for medium volume production
- Versatile interchangeable crimping heads let you switch terminal types quickly to meet changing production requirements; this tool, when used with only four crimp heads, can crimp a full range of # 26 – 10 AWG insulated and non-insulated terminal products
- Portable – the small size, ease of bench mounting and quick pneumatic connection allow the tool to be moved from one work station to another or to the work itself



Automated Crimp Tools – Presses, and Applicators – CP-871, CA9, CA10

- Provide a superior solution for quality, high volume terminations
- Minimal cycle time and most consistent quality
- Quick exchange of die sets and product loading for minimal setup times
- System leverages industry standard mini applicator mount for seamless compatibility with Automatic Wire Processing (AWP) equipment

WORLDWIDE SUBSIDIARIES AND SALES OFFICES

PANDUIT CANADA
Markham, Ontario
cs-cdn@panduit.com
Phone: 800.777.3300

PANDUIT EUROPE LTD.
London, UK
cs-emea@panduit.com
Phone: 44.20.8601.7200

PANDUIT SINGAPORE PTE. LTD.
Republic of Singapore
cs-ap@panduit.com
Phone: 65.6305.7575

PANDUIT JAPAN
Tokyo, Japan
cs-japan@panduit.com
Phone: 81.3.6863.6000

PANDUIT LATIN AMERICA
Guadalajara, Mexico
cs-la@panduit.com
Phone: 52.33.3777.6000

PANDUIT AUSTRALIA PTY. LTD.
Victoria, Australia
cs-aus@panduit.com
Phone: 61.3.9794.9020

For a copy of Panduit product warranties, log on to www.panduit.com/warranty

For more information

Visit us at www.panduit.com

Contact Customer Service by email: cs@panduit.com
or by phone: 800-777-3300 and reference TMSG07

PANDUIT®

©2011 Panduit Corp.
ALL RIGHTS RESERVED.
Printed in the U.S.A.

SA-TMSG07
12/2011