


J-Pro™ Cable Support System

Let Panduit Support Your Cables

The J-Pro™ Cable Support System is designed to provide a competitive alternative to metal J hooks for routing cables throughout the physical infrastructure. This system provides complete bend radius control and includes many easy to use mounting options to provide the lowest installed cost. The selection of multiple sizes, colors, and pre-riveted J hook assemblies meet the requirements of a wide variety of applications and are suitable for use in air handling spaces.

Available in four sizes and select colors




Key Features

Benefits

| | |
|--|---|
| Multiple size J hooks | Available in 3/4", 1 5/16", 2", and 4" bundle capacities to meet requirements of a variety of applications throughout the physical infrastructure |
| Complete horizontal and vertical 1" bend radius control | Helps prevent degradation of cable performance Prevents pinch points that could cause damage to cable |
| UL 2043 and CAN/ULC S102.2 listed | Suitable for use in air handling spaces Listed within UL file number E136577 Listed within ULC file number R21673 |
| Color options | Provide means to segregate and identify cable bundles for specific applications, such as data, voice, security, fire alarm, or other applications that require a designated pathway |
| Pre-riveted assemblies | Allow for attachment to ceilings, beams, threaded rods, drop wires, and underfloor supports to meet requirements of a variety of applications |
| Cable tie channel | Allows user to install 3/4" Tak-Ty® Cable Tie and provides a method to retain and manage cable bundles |
| Non-metallic J hook | Prevents cables from coming in contact with metal |

J-Pro™ Cable Support System



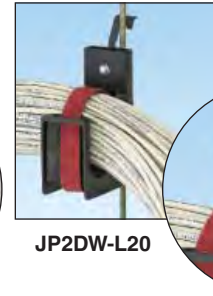
JP2W-L20



JP2WP2B-L20



JP2CMB-L20



JP2DW-L20

Ordering Information



Wall Mount



JP2W-L20

| Part Number | Part Description | Max. Bundle Capacity | | Max. Cable Capacity* | | | Material** | Std. Pkg. Qty. |
|-------------|---|----------------------|-------|---------------------------|--------------------|---------------------|------------|----------------|
| | | In. | mm | Category 6A-SD/6A (0.30") | Category 6 (0.24") | Category 5e (0.23") | | |
| JP75W-L20 | J Hook for wall mount applications. One 1/4" (M6) mounting hole for user supplied fastener. Not for use with powder actuated fasteners. | 0.75 | 19.0 | 5 | 8 | 10 | Nylon 6.6 | 50 |
| JP131W-L20 | | 1.31 | 33.3 | 15 | 25 | 29 | | 50 |
| JP2W-L20 | | 2.00 | 50.8 | 30 | 46 | 55 | | 50 |
| JP4W-X20 | | 4.00 | 101.6 | 115 | 180 | 200 | | 50 |

Wall Mount with Bracket



JP2WP2B-L20

| | | | | | | | | |
|---------------|---|------|-------|-----|-----|-----|---|----|
| JP75WP2B-L20 | J Hook for powder actuated installation on walls. One 5/32" (M4) mounting hole and one 1/4" (M6) mounting hole for user supplied fasteners. | 0.75 | 19.0 | 5 | 8 | 10 | Nylon 6.6 J Hook with metal attachments | 50 |
| JP131WP2B-L20 | | 1.31 | 33.3 | 15 | 25 | 29 | | 50 |
| JP2WP2B-L20 | | 2.00 | 50.8 | 30 | 46 | 55 | | 50 |
| JP4WP2B-X20 | | 4.00 | 101.6 | 115 | 180 | 200 | | 50 |

Ceiling Mount



JP2CMB-L20

| | | | | | | | | |
|-------------|---|------|-------|-----|-----|-----|---|----|
| JP75CMB-L20 | J Hook with ceiling mount bracket that has one 3/16" (M5), 1/4" (M6), and 3/8" (M10) mounting hole. | 0.75 | 19.0 | 5 | 8 | 10 | Nylon 6.6 J Hook with metal attachments | 50 |
| JP131CMB-L2 | | 1.31 | 33.3 | 15 | 25 | 29 | | 50 |
| JP2CMB-L20 | | 2.00 | 50.8 | 30 | 46 | 55 | | 50 |
| JP4CMB-X20 | | 4.00 | 101.6 | 115 | 180 | 200 | | 10 |

Drop Wire and Threaded Rod Clip



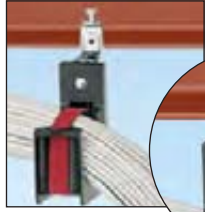
JP2DW-L20

| | | | | | | | | |
|-------------|---|------|------|----|----|----|---|----|
| JP75DW-L20 | J Hook with clip for use with #12 wire and threaded rod up to 3/8" (9.5mm) in diameter. | 0.75 | 19.0 | 5 | 8 | 10 | Nylon 6.6 J Hook with metal attachments | 50 |
| JP131DW-L20 | | 1.31 | 33.3 | 15 | 25 | 29 | | 50 |
| JP2DW-L20 | | 2.00 | 50.8 | 30 | 46 | 55 | | 50 |


*The above cable diameters represent the nominal Panduit cable diameter per performance level. For specific cable fill information based on specific part numbers, please contact customer service.

**Suitable for use in air handling spaces in accordance with Sec. 300.22(C) and (D) of the National Electrical Code when mounted as single units or in pairs. JP4 family of parts suitable for use in single unit configurations only. Listed in accordance with CAN/ULC S102.2 when mounted as single units or in pairs. Maximum spacing of 4' (1220mm) required between mount points. (Flame Spread Rating = 0, Smoke Developed Classification = 20)

J-Pro™ Cable Support System



JP2SBC50RB-L20



JP2SBC87RB-L20



JP2ZP-L20



JP2CP-L20

Screw-On Beam Clamps



JP2SBC50-L20



JP2SBC50RB-L20



JP2SBC87-L20



JP2SBC87RB-L20

| Part Number | Part Description | Max. Bundle Capacity | | Max. Cable Capacity* | | | Material** | Std. Pkg. Qty. |
|-----------------|--|----------------------|-------|---------------------------|--------------------|---------------------|---|----------------|
| | | In. | mm | Category 6A-SD/6A (0.30") | Category 6 (0.24") | Category 5e (0.23") | | |
| JP75SBC50-L20 | J hook with screw-on beam clamp for use with flanges up to 1/2" (12.7mm) thick. Non-rotating mount. | 0.75 | 19.0 | 5 | 8 | 10 | Nylon 6.6 J hook with metal attachments | 50 |
| JP131SBC50-L20 | | 1.31 | 33.3 | 15 | 25 | 29 | | 50 |
| JP2SBC50-L20 | | 2.00 | 50.8 | 30 | 46 | 55 | | 50 |
| JP4SBC50-X20 | | 4.00 | 101.6 | 115 | 180 | 200 | | 10 |
| JP75SBC50RB-L20 | J hook with screw-on beam clamp for use with flanges up to 1/2" (12.7mm) thick. Rotates 360 degrees. | 0.75 | 19.0 | 5 | 8 | 10 | | 50 |
| JP131SBC50RBL20 | | 1.31 | 33.3 | 15 | 25 | 29 | | 50 |
| JP2SBC50RB-L20 | | 2.00 | 50.8 | 30 | 46 | 55 | | 50 |
| JP4SBC50RB-X20 | | 4.00 | 101.6 | 115 | 180 | 200 | | 10 |
| JP75SBC87-L20 | J hook with screw-on beam clamp for use with flanges up to 3/4" (19.1mm) thick. Non-rotating mount. | 0.75 | 19.0 | 5 | 8 | 10 | | 50 |
| JP131SBC87-L20 | | 1.31 | 33.3 | 15 | 25 | 29 | | 50 |
| JP2SBC87-L20 | | 2.00 | 50.8 | 30 | 46 | 55 | | 50 |
| JP4SBC87-X20 | | 4.00 | 101.6 | 115 | 180 | 200 | | 10 |
| JP75SBC87RB-L20 | J hook with screw-on beam clamp for use with flanges up to 3/4" (19.1mm) thick. Rotates 360 degrees. | 0.75 | 19.0 | 5 | 8 | 10 | | 50 |
| JP131SBC87RBL20 | | 1.31 | 33.3 | 15 | 25 | 29 | | 50 |
| JP2SBC87RB-L20 | | 2.00 | 50.8 | 30 | 46 | 55 | | 50 |
| JP4SBC87RB-X20 | | 4.00 | 101.6 | 115 | 180 | 200 | | 10 |

Purlin Clips



JP2ZP-L20




JP2CP-L20


| | | | | | | | | |
|-------------|---|------|-------|-----|-----|-----|---|----|
| JP75ZP-L20 | J hook with z-purlin clip for use with angled flanges up to 1/4" (6.4mm) thick. | 0.75 | 19.0 | 5 | 8 | 10 | Nylon 6.6 J hook with metal attachments | 50 |
| JP131ZP-L20 | | 1.31 | 33.3 | 15 | 25 | 29 | | 50 |
| JP2ZP-L20 | | 2.00 | 50.8 | 30 | 46 | 55 | | 50 |
| JP4ZP-X20 | | 4.00 | 101.6 | 115 | 180 | 200 | | 10 |
| JP75CP-L20 | J hook with c-purlin clip for use with vertical flanges up to 1/4" (6.4mm) thick. | 0.75 | 19.0 | 5 | 8 | 10 | | 50 |
| JP131CP-L20 | | 1.31 | 33.3 | 15 | 25 | 29 | | 50 |
| JP2CP-L20 | | 2.00 | 50.8 | 30 | 46 | 55 | | 50 |
| JP4CP-X20 | | 4.00 | 101.6 | 115 | 180 | 200 | | 10 |

*The above cable diameters represent the nominal Panduit cable diameter per performance level. For specific cable fill information based on specific part numbers, please contact customer service.

**Suitable for use in air handling spaces in accordance with Sec. 300.22(C) and (D) of the National Electrical Code when mounted as single units or in pairs. JP4 family of parts suitable for use in single unit configurations only. Listed in accordance with CAN/ULC S102.2 when mounted as single units or in pairs. Maximum spacing of 4' (1220mm) required between mount points. (Flame Spread Rating = 0, Smoke Developed Classification = 20)



JP2HBC25RB-L20



JP2UF100-L20

Hammer-On Beam Clamps



JP2HBC25RB-L20
JP2HBC50RB-L20
JP2HBC75RB-L20

| Part Number | Part Description | Max. Bundle Capacity | | Max. Cable Capacity* | | | Material** | Std. Pkg. Qty. |
|-----------------|--|----------------------|-------|---------------------------|--------------------|---------------------|---|----------------|
| | | In. | mm | Category 6A-SD/6A (0.30") | Category 6 (0.24") | Category 5e (0.23") | | |
| JP75HBC25RB-L20 | J hook with hammer-on beam clamp for use with flanges 1/8" – 1/4" (3.2mm – 6.4mm) thick. Rotates 360 degrees. | 0.75 | 19.0 | 5 | 8 | 10 | Nylon 6.6 J hook with metal attachments | 50 |
| JP131HBC25RBL20 | | 1.31 | 33.3 | 15 | 25 | 29 | | 50 |
| JP2HBC25RB-L20 | | 2.00 | 50.8 | 30 | 46 | 55 | | 50 |
| JP4HBC25RB-X20 | | 4.00 | 101.6 | 115 | 180 | 200 | | 50 |
| JP75HBC50RB-L20 | J hook with hammer-on beam clamp for use with flanges 5/16" – 1/2" (7.9mm – 12.7mm) thick. Rotates 360 degrees. | 0.75 | 19.0 | 5 | 8 | 10 | | 50 |
| JP131HBC50RBL20 | | 1.31 | 33.3 | 15 | 25 | 29 | | 50 |
| JP2HBC50RB-L20 | | 2.00 | 50.8 | 30 | 46 | 55 | | 50 |
| JP4HBC50RB-X20 | | 4.00 | 101.6 | 115 | 180 | 200 | | 50 |
| JP75HBC75RB-L20 | J hook with hammer-on beam clamp for use with flanges 9/16" – 3/4" (14.3mm – 19.1mm) thick. Rotates 360 degrees. | 0.75 | 19.0 | 5 | 8 | 10 | | 50 |
| JP131HBC75RBL20 | | 1.31 | 33.3 | 15 | 25 | 29 | | 50 |
| JP2HBC75RB-L20 | | 2.00 | 50.8 | 30 | 46 | 55 | | 50 |
| JP4HBC75RB-X20 | | 4.00 | 101.6 | 115 | 180 | 200 | | 10 |

Underfloor Pedestal Clamp



JP2UF100-L20

| | | | | | | | | |
|----------------|---|------|-------|-----|-----|-----|---|----|
| JP75UF100-L20 | J hook with clip for use with #12 wire and threaded rod up to 3/8" (9.5mm) in diameter. | 0.75 | 19.0 | 5 | 8 | 10 | Nylon 6.6 J hook with metal attachments | 50 |
| JP131UF100-L20 | | 1.31 | 33.3 | 15 | 25 | 29 | | 50 |
| JP2UF100-L20 | | 2.00 | 50.8 | 30 | 46 | 55 | | 50 |
| JP4UF100-X20 | | 4.00 | 101.6 | 115 | 180 | 200 | | 10 |

*The above cable diameters represent the nominal Panduit cable diameter per performance level. For specific cable fill information based on specific part numbers, please contact customer service.

**Suitable for use in air handling spaces in accordance with Sec. 300.22(C) and (D) of the National Electrical Code when mounted as single units or in pairs. JP4 family of parts suitable for use in single unit configurations only.

Listed in accordance with CAN/ULC S102.2 when mounted as single units or in pairs. Maximum spacing of 4' (1220mm) required between mount points. (Flame Spread Rating = 0, Smoke Developed Classification = 20)

Color Selection Guide

| Base Part Number | Black | Red | Blue | White | Green | Orange |
|------------------|-------|-----|------|-------|-------|--------|
| JP75W | -L20 | -L2 | | | -L5 | -L3 |
| JP75WP2B | -L20 | | | | | |
| JP75CMB | -L20 | -L2 | | | | |
| JP75DW | -L20 | -L2 | -L6 | | | |
| JP75ZP | -L20 | | | | | |
| JP75CP | -L20 | | | | | |
| JP75SBC50 | -L20 | | | | | |
| JP75SBC87 | -L20 | | | | | |
| JP75SBC50RB | -L20 | -L2 | | -L | | |
| JP75SBC87RB | -L20 | | | | | |
| JP75HBC25RB | -L20 | | | | | |
| JP75HBC50RB | -L20 | -L2 | | -L | | |
| JP75HBC75RB | -L20 | | | | | |
| JP75UF100 | -L20 | | | | | |
| JP131W | -L20 | | -L6 | | -L5 | -L3 |
| JP131WP2B | -L20 | | | | | |
| JP131CMB | -L20 | | | | | |
| JP131DW | -L20 | | -L6 | | | |
| JP131ZP | -L20 | | | | | |
| JP131CP | -L20 | | | | | |
| JP131SBC50 | -L20 | | | | | |
| JP131SBC87 | -L20 | | | | | |
| JP131SBC50RB | -L20 | -L2 | | -L | | |
| JP131SBC87RB | -L20 | | | | | |
| JP131HBC25RB | -L20 | | | | | |
| JP131HBC50RB | -L20 | -L2 | | -L | | |
| JP131HBC75RB | -L20 | | | | | |
| JP131UF100 | -L20 | | | | | |
| JP2W | -L20 | -L2 | -L6 | -L | -L5 | -L3 |
| JP2WP2B | -L20 | | | | | |
| JP2CMB | -L20 | -L2 | | | | |
| JP2DW | -L20 | -L2 | -L6 | -L | | |
| JP2ZP | -L20 | | | | | |
| JP2CP | -L20 | | | | | |
| JP2SBC50 | -L20 | | | -L | | |
| JP2SBC87 | -L20 | | | | | |
| JP2SBC50RB | -L20 | -L2 | | -L | | |
| JP2SBC87RB | -L20 | -L2 | | | | |
| JP2HBC25RB | -L20 | | | | | |
| JP2HBC50RB | -L20 | -L2 | | -L | | |
| JP2HBC75RB | -L20 | | | | | |
| JP2UF100 | -L20 | | | | | |
| JP4W | -X20 | -X2 | -X6 | -X | | |
| JP4WP2B | -X20 | | | | | |
| JP4CMB | -X20 | | | | | |
| JP4ZP | -X20 | | | | | |
| JP4CP | -X20 | | | | | |
| JP4SBC50 | -X20 | | | -X | | |
| JP4SBC87 | -X20 | | | | | |
| JP4SBC50RB | -X20 | -X2 | | -X | | |
| JP4SBC87RB | -X20 | | | | | |
| JP4HBC25RB | -X20 | | | | | |
| JP4HBC50RB | -X20 | -X2 | | -X | | |
| JP4HBC75RB | -X20 | | | | | |
| JP4UF100 | -X20 | | | | | |

Consult factory for additional colors available.

J-Pro™ Cable Support System – Related Products

Tak-Ty® Hook & Loop Cable Tie for use with the J-Pro™ Cable Support System



Underfloor (Plenum Application)
HLSP3S-X12

| Part Number | Length | | Width | | Max. Bundle Diameter | | Min. Loop Tensile Strength | | Std. Pkg. Qty. | Std. Ctn. Qty. |
|-------------|--------|----|-------|----|----------------------|----|----------------------------|---|----------------|----------------|
| | In. | mm | In. | mm | In. | mm | Lbs. | N | | |

UL Listed Strip Ties (Maroon) for Plenum Applications

| | | | | | | | | | | |
|------------|-------|-------|------|------|------|-------|----|-----|----|-----|
| HLSP3S-X12 | 12.00 | 305.0 | 0.75 | 19.1 | 3.20 | 81.0 | 50 | 222 | 10 | 100 |
| HLSP5S-X12 | 18.00 | 457.0 | 0.75 | 19.1 | 5.00 | 127.0 | 50 | 222 | 10 | 100 |

UL Listed Strip Ties (Black) for Plenum Applications

| | | | | | | | | | | |
|-----------|-------|-------|------|------|------|-------|----|-----|----|-----|
| HLSP3S-X0 | 12.00 | 305.0 | 0.75 | 19.1 | 3.20 | 81.0 | 50 | 222 | 10 | 100 |
| HLSP5S-X0 | 18.00 | 457.0 | 0.75 | 19.1 | 5.00 | 127.0 | 50 | 222 | 10 | 100 |

Cable Bundle Organizing Tool



Arranges up to 24 cables to optimize bundle diameter and improve installed appearance.

| Part Number | Description | Recommended for Cable Outer Diameter Range | Use the Following Insert | Std. Pkg. Qty. | Std. Ctn. Qty. |
|-------------|--|--|--------------------------|----------------|----------------|
| CBOT24K | Kit contains two organizing inserts, insert clamp, and hook & loop fastener. | 0.180" – 0.248" (4.57mm – 6.30mm) | Fluorescent Green | 1 | 10 |
| | | 0.230" – 0.310" (5.84mm – 7.87mm) | Fluorescent Yellow | | |

Note: Performance testing of organized bundles was completed using Panduit cable.

WORLDWIDE SUBSIDIARIES AND SALES OFFICES

PANDUIT CANADA
Markham, Ontario
cs-cdn@panduit.com
Phone: 800.777.3300

PANDUIT EUROPE LTD.
London, UK
cs-emea@panduit.com
Phone: 44.20.8601.7200

PANDUIT SINGAPORE PTE. LTD.
Republic of Singapore
cs-ap@panduit.com
Phone: 65.6305.7575

PANDUIT JAPAN
Tokyo, Japan
cs-japan@panduit.com
Phone: 81.3.6863.6000

PANDUIT LATIN AMERICA
Guadalajara, Mexico
cs-la@panduit.com
Phone: 52.33.3777.6000

PANDUIT AUSTRALIA PTY. LTD.
Victoria, Australia
cs-aus@panduit.com
Phone: 61.3.9794.9020

For a copy of Panduit product warranties, log on to www.panduit.com/warranty

For more information

Visit us at www.panduit.com

Contact Customer Service by email: cs@panduit.com
or by phone: 800.777.3300

PANDUIT®

©2013 Panduit Corp.
ALL RIGHTS RESERVED.
Product Bulletin Number **WACB23--SA-ENG**
Replaces WW-WACB15
10/2013