

THIS COPY IS PROVIDED ON A RESTRICTED BASIS AND IS NOT TO BE USED IN ANY WAY DETRIMENTAL TO THE INTERESTS OF PANDUIT CORP.

NOTES:

1. IDENTIFICATION: VERTICAL, MIXED (24) C-13 & (6) C-19 NETWORKED 208V / 30A / THREE-PHASE DELTA POU

PART NO.	COLOR
QZ1B1N3BN30P1	BLACK

2. ACCESSORY COMPONENTS:
 (4) #10-32 x 1/2" MOUNTING SCREWS
 (4) #12-24 x 1/2" MOUNTING SCREWS
 (2) #10-32 LOCKING COLLAR SCREWS
 (2) L-BRACKETS

3. DIMENSIONS IN PARENTHESES ARE METRIC (mm).

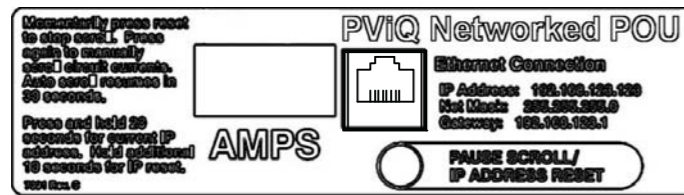
4. CURRENT METER - RED, 4-DIGIT LED DISPLAY PROVIDES TRUE RMS CURRENT THAT CONTINUOUSLY SCROLLS THROUGH THE THREE DIFFERENT MEASURED CIRCUITS. METER DISPLAYS CIRCUIT NAME FOLLOWED BY THE MEASURED CURRENT (E.G. CR-1 REPRESENTS PHASE 1). BREAKER/CIRCUIT (XY,YZ,ZX) LEVEL MONITORING CAN ALSO BE ACCESSED REMOTELY VIA ETHERNET CONNECTION.

5. UL® & c-UL® LISTED 60950.

6. RoHS COMPLIANT.


7. VISIT OUR ON-LINE CATALOG AT WWW.PANDUIT.COM FOR A CURRENT LIST OF PRODUCTS APPLICABLE FOR USE WITH THIS PART.

8. MAXIMUM AVAILABLE POWER = 8.6 KW

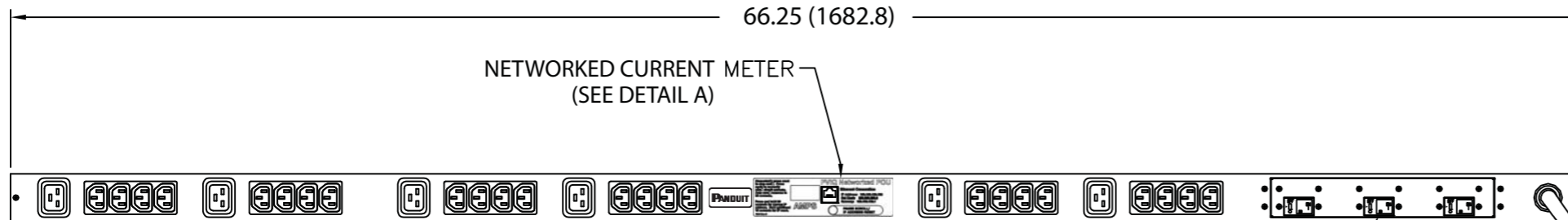


DETAIL A
(SCALE 4X)

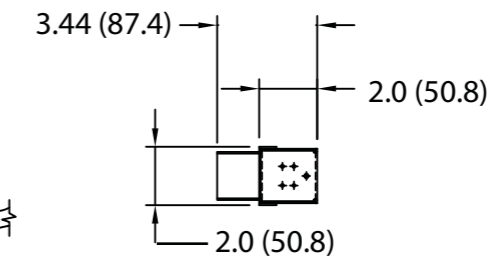
PANDUIT P/N	WEIGHT
QZ1B1N3BN30P1	17 lb (7.7 kg)



TOOLLESS MOUNTING BUTTON LOCATION



NETWORKED CURRENT METER
(SEE DETAIL A)



10 FOOT INLET POWER CORD

20 AMP, 2 POLE UL LISTED ELECTRO MECHANICAL SWITCH/BREAKER 3 PLACES

	PLUG 30 AMP, 250V x 3~ DELTA TWIST LOCK NEMA L15-30P
	TWENTY-FOUR (24) RECEPTACLES 15 AMP, 250V STRAIGHT BLADE IEC 60320/C13
	SIX (6) RECEPTACLES 20 AMP, 250V STRAIGHT BLADE IEC 60320/C19

REV	DATE	BY	CHK	DESCRIPTION	ECN	RE	CUST	SUP	OTH
00A	11-23-10	MAV	KRKE	RELEASED TO PRODUCTION	09V098UA				

MODEL FILENAME	09V098UA/00.PRT
CAD FILENAME/LAYERS	09V098UA_DC/00A.PRT
PANDUIT CORP. TINLEY PARK, ILLINOIS	
VERTICAL, MIXED (24) C-13 & (6) C-19 NETWORKED POWER OUTLET UNIT (QZ1B1N3BN30P1) CUSTOMER DRAWING	
UNLESS OTHERWISE SPECIFIED, DIMENSIONAL TOLERANCES ARE: INCHES: X.X +/- 0.03, X.XX +/- 0.015, X.XXX +/- 0.005 [METRIC - MILLIMETER] ANGLE: X +/- 0.8, X.X +/- 0.4, X.XX +/- 0.13	
UNLESS OTHERWISE SPECIFIED, ALL DIMENSIONS ARE GIVEN IN INCHES, THIRD ANGLE PROJECTION	
SCALE	NONE
DRAWING NO.	09V098UA
DWG SIZE	B