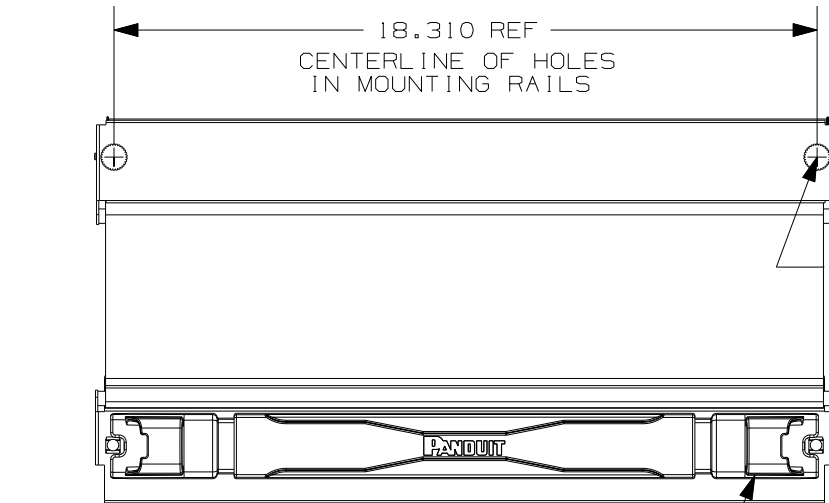


THIS COPY IS PROVIDED ON A RESTRICTED BASIS AND IS NOT TO BE USED IN ANY WAY DETRIMENTAL TO THE INTERESTS OF PANDUIT CORP.

PANDUIT PART #	MOUNTING RAIL THICKNESS	MTG. RAIL HOLES WITH BULLET INSTALLED	MTG. RAIL HOLES W/O BULLET INSTALLED
FLBSIM	11ga - 14ga (0.120 - 0.075) AND EXTRUDED ALUM UP TO 0.185"	3/8" SQUARE PUNCHED HOLES	M5, M6 #10, #12 THREADED HOLES

NOTES:

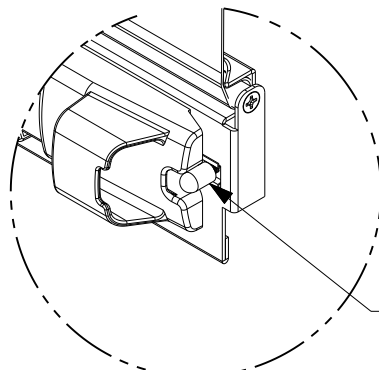
1. MAX TEMPERATURE RATING OF PRODUCT IS
50°C (122°F) CONTINUOUS
70°C (158°F) INTERMITTENT
2. SHADE FABRIC IS STATIC DISSIPATIVE; ADDITIONAL
GROUNDING TERMINAL W/SCREW SUPPLIED WITH SHADE
3. MINIMUM RACK UNIT TO BE BLANKED IS 4RU
MAXIMUM RACK UNIT TO BE BLANKED IS 45RU
4. PRODUCT TO BE USED WITH MOUNTING RAILS THAT
HAVE 3/8" SQUARE PUNCHED HOLES, AND FOR RACKS
WITH M5, M6, #10 OR #12 THREADED HOLES.
5. SHADE IS INSTALLED FROM BACK OF MOUNTING RAIL
6. REFER TO PANDUIT WEBSITE FOR INSTALLATION
INSTRUCTIONS.



3/8" SQUARE
PUNCHED HOLES OR
M5, M6, #10, #12
TAPPED HOLES

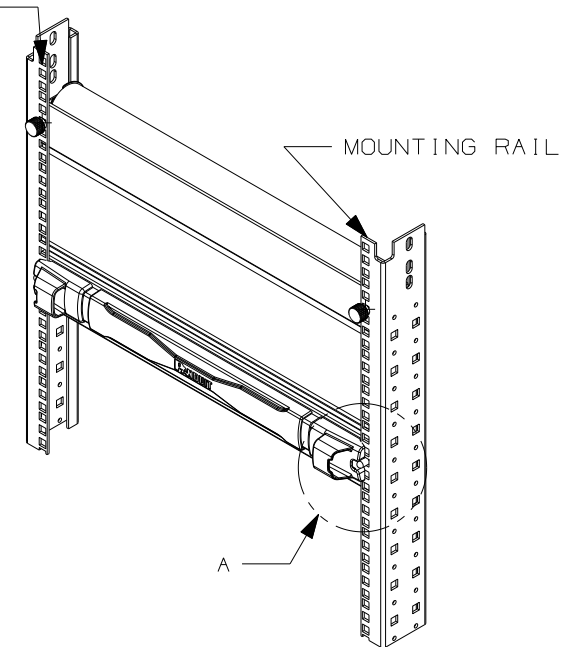
THREADED KNOBS FOR
MOUNTING OF UPPER
HOUSING (2 PLACES)

LATCH SLIDES HORIZONTALLY
TO ENGAGE MOUNTING RAILS. ALLOWS QUICK
ADJUST OF BOTTOM PULL TO ADD EQUIPMENT
IN CABINET OR RACK.



DETAIL A
SCALE 0.375x

UNSCREW BULLET NOSE FASTENER TO
EXPOSE SMALLER STUD FOR ROUND HOLE
APPLICATIONS. (SEE TABLE)



CAD FILENAME/LAYERS		09K003BZ_DC/02A	
PANDUIT CORP. TINLEY PARK, ILLINOIS			
FULL LENGTH BLANKING SHADE FLBSIM			
UNLESS OTHERWISE SPECIFIED, DIMENSIONAL TOLERANCES ARE: (.X) ± (.XXX) ± (.XX) ± ANGLES ±		UNLESS OTHERWISE SPECIFIED, ALL DIMENSIONS ARE GIVEN IN INCHES, THIRD ANGLE PROJECTION.	
DRAWN BY TMSA	MAT'L; N/A	SCALE	
DATE 3-21-11		DRAWING NO. 09K003BZ-DC	DWG A SIZE
CHK'D GLZ			

02A	8-5-11	DFA	DJW	MODIFIED NOTES	09K003BZ	02A	GLZ		
REV	DATE	BY	CHK	DESCRIPTION	ECN	- R	CUST	SUP	