

DISTRIBUTIONFRAME CABINET SYSTEM

KEY FEATURES

- Sturdy design supports up to 1100 lb (500 kg) of equipment on supplied leveling feet
- Adjustable depth mounting rails provide front and rear support for 19" EIA rack-mount equipment
- Choice of tempered glass or perforated front door
- Perforated doors provide airflow for equipment
- Locking doors and side panels protect equipment
- Grommet-protected cable openings in the top panel protect cables as they exit the enclosure
- Transport casters and leveling feet allow for a professional installation and easy movement on-site
- Small footprint conserves floor space in your equipment rooms
- Thermal, power and cable management accessories neatly organise cables

APPLICATIONS

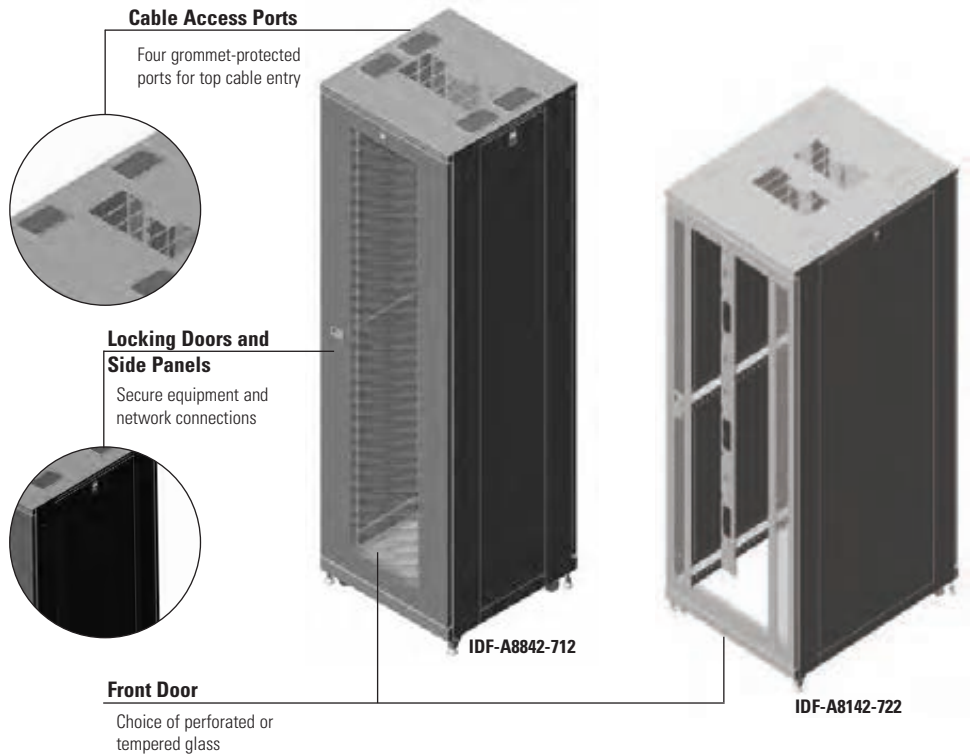
- Protect telecommunications, network, security and building automation equipment, and organise cables in your facility's equipment rooms

USE WITH

- Cable Lashing Bracket
- Cabling Ring Accessory Kit
- Equipment Rail Grommet Kit
- PDU Bracket
- Fan Kit
- Grounding Kit
- Baying Kit
- Equipment Mounting Hardware Kit

RELATED ACCESSORIES

- Saf-T-Grip Straps
- Filler Panels
- Shelves
- Power Strips



Chatsworth Products, a global innovator in cable management solutions, introduces DistributionFrame, a high-quality Intermediate Distribution Frame (IDF) cabinet solution engineered for years of dependable service.

Network and automation cabling represent a significant investment in any building. Maintaining a high-performance network depends on proper cable management, especially for the critical end connections. Although not typically seen by building occupants, the cabinets that you select for your equipment rooms support all of these critical cable connections. Selecting a sturdy, high-quality cabinet that you can depend on to support and secure equipment, and manage cables for the life of your network is always the best choice.

The DistributionFrame is a sturdy, compact and secure IDF cabinet designed specifically to store telecommunications, network, security and building automation equipment in your facility's equipment rooms. DistributionFrame has a small footprint to conserve floor space. The frame will hold up to 1100 lb (500 kg) of equipment. It includes two pairs of equipment mounting rails that can be adjusted in depth to match 19" EIA rack-mount equipment requirements, so the same cabinet can support a mix of patch panels, fiber enclosures and switch equipment, and adapt to future equipment changes. Locking doors and side panels secure equipment when unattended, but can also be easily removed as required to service equipment.

Protecting and supporting cables within the cabinet is critical to long-term cable performance. DistributionFrame's top panel has four grommet-protected cable access ports for easy cable entry and to protect cables from cuts or abrasions. Equipment mounting rails are slotted, allowing attachment of cable bundles alongside equipment. When using patch panels, accessory lashing brackets should be added to provide additional attachment points for larger cable bundles behind equipment. Cabling Ring Accessory Kit can be attached to the front of the mounting rails in the 31.5"W (800 mm) cabinet to manage patch cords at the front of equipment. Keep power and network cables separated by mounting power strips vertically behind equipment on accessory PDU Brackets. Add a top-mount Fan Kit if there are any airflow concerns. Additionally, special care is used to remove all burrs and sharp edges before finishing, and all surfaces are painted with durable powder coat paint.

To best meet your project's scheduling requirements, the DistributionFrame is sold by a network of authorised stocking distributors that specialise in network and automation cabling. This provides contractors with a convenient, single source for cabling and the cabinet, and the confidence of a complete and consistent solution. Please reference the part numbers on the following pages when placing orders.



CHATSWORTH PRODUCTS

Europe

Cavendish House
Cores End Rd, Bourne End
United Kingdom SL8 5AS
+44-1628-524-834

Middle East & Africa

5WA-103, West Wing,
Dubai Airport Free Zone
Dubai, United Arab Emirates
+971-4-2602125

Saudi Arabia

Level 6, Akaria Plaza
North Wing, Gate D
Olya Street, Riyadh
+966-11-486-8322

SPECIFICATIONS

- Freestanding equipment cabinet provides a sturdy, secure and compact solution for storing telecommunications, network, security and building automation equipment and connections
- For indoor use only, in environmentally controlled areas; not harsh environments or in air-handling spaces
- Includes:
 - (1) Welded and bolted four-post frame
 - (4) Equipment mounting rails, two pairs
 - (25) M6 Equipment mounting screws and cage nuts
 - (4) Leveling feet and transport casters
 - (1) Vented top panel with four cable access ports (one per corner)
 - (1) Tempered Glass or Perforated Metal front door with keyed lock
 - (1) Perforated rear door with keyed lock
 - (2) Solid side panels with keyed locks
 - (2) Lock keys
- Equipment space
 - See Dimensional Tables and Dimensional Drawings
- Doors/Latches:
 - Choice of Tempered Glass or Perforated Metal front door
 - Perforated Metal rear door
 - Perforated area is 64% open
 - Clear Tempered Glass with vents along both sides of the glass
 - Glass is 4 mm thick, Type 1, Class 1, Quality-Q3 per ASTM-C 1036-06 and ASTM-C 1048-04
 - Recessed, single-point slide latch with keyed lock
 - Spring-loaded hinge pins
 - Easy to remove; reversible to open from the right or left
- Side Panels:
 - Solid, single-piece panel (full-height, full-depth)
 - Recessed, single-point slide latch with keyed lock
 - Easy to remove; interchangeable side-to-side
- Top Panel:
 - Solid top panel with vented centre and four cable access ports (one per corner)
 - Cable access ports are edge-protected with a snap in plastic grommet and cover
 - Cable openings are 3.1"W x 5.3"D (79 mm x 135 mm); 16 in² (10 300 mm²) cable fill area
 - Vented centre accepts accessory Fan Kit (ordered separately)
- Equipment Support:
 - Two pairs of equipment mounting rails in the cabinet
 - Front and rear support for 19"EIA (482.6 mm) rack-mount equipment
 - Adjustable depth; with fixed attachment points on 1.25" (31.75 mm) increments
 - 1.75"H (44.45 mm) U spacing, marked and numbered bottom-to-top on all rails
 - Universal, 19"W (482.6 mm), 5/8"-5/8"-1/2" (15.9 mm – 15.9 mm – 12.7 mm) vertical hole spacing complies with EIA/ECA-310-E
 - Square punched holes that accept cage nuts
 - Rails are 2.5"D (63.5 mm) with two sets of slotted attachment points for accessory cable ties
 - Rails in the 42U, 31.5"W (800 mm) cabinet have four 5.5"H (140 mm) x 2.0"W (51 mm) cable openings on the front for Equipment Rail Grommet Kit (order separately) and eight attachment points on the front for Cabling Ring Accessory Kit (ordered separately)
- Load capacity:
 - 1100 lb (500 kg), stationary on leveling feet
 - Level and attach the cabinet to the floor before loading with equipment; transport casters designed to support a maximum of 100 lb (45 kg)
- Grounding/Bonding:
 - Mounting rails, top panel, side panels and doors are electrically bonded to the cabinet frame
 - A mounting location for a ground lug is provided on the cabinet frame
 - A grounding lug is included to attach the frame to ground
- PDU brackets:
 - Ordered separately
- Material:
 - Frame, doors, panels: steel, 20 gauge or 1 mm thick
 - Rails: steel, 16 gauge or 1.5 mm thick
 - Latches, cable grommets: plastic
- Finish:
 - Epoxy-polyester hybrid powder coat in black

ORDERING INFORMATION

DistributionFrame is available with a Tempered Glass or Perforated Metal front door and may be purchased fully assembled or partially assembled. The partially assembled versions are unassembled and packaged in a compact carton, require less storage space and may be easier to move on site, but will require assembly.


DistributionFrame Cabinet with Tempered Glass Front Door		
Part Number	Description	Shipping Weight lb (kg)
Fully Assembled		
IDF-A6827-722	27U, 23.6"W (600 mm) x 31.5"D (800 mm), Black	160 (72.6)
IDF-A6642-722	42U, 23.6"W (600 mm) x 23.6"D (600 mm), Black	187 (84.8)
IDF-A6842-722	42U, 23.6"W (600 mm) x 31.5"D (800 mm), Black	210 (95.3)
IDF-A6142-722	42U, 23.6"W (600 mm) x 39.4"D (1000 mm), Black	228 (103.4)
IDF-A8842-722	42U, 31.5"W (800 mm) x 31.5"D (800 mm), Black	250 (113.4)
IDF-A8142-722	42U, 31.5"W (800 mm) x 39.4"D (1000 mm), Black	273 (123.8)
Partially Assembled		
IDF-A6827-721	27U, 23.6"W (600 mm) x 31.5"D (800 mm), Black	142 (64.4)
IDF-A6642-721	42U, 23.6"W (600 mm) x 23.6"D (600 mm), Black	175 (79.4)
IDF-A6842-721	42U, 23.6"W (600 mm) x 31.5"D (800 mm), Black	190 (86.2)
IDF-A6142-721	42U, 23.6"W (600 mm) x 39.4"D (1000 mm), Black	209 (94.8)
IDF-A8842-721	42U, 31.5"W (800 mm) x 31.5"D (800 mm), Black	230 (104.3)
IDF-A8142-721	42U, 31.5"W (800 mm) x 39.4"D (1000 mm), Black	248 (112.5)

See Dimension Tables for packaging dimensions.

DistributionFrame Cabinet with Perforated Metal Front Door		
Part Number	Description	Shipping Weight lb (kg)
Fully Assembled		
IDF-A6827-712	27U, 23.6"W (600 mm) x 31.5"D (800 mm), Black	155 (70.3)
IDF-A6642-712	42U, 23.6"W (600 mm) x 23.6"D (600 mm), Black	175 (79.4)
IDF-A6842-712	42U, 23.6"W (600 mm) x 31.5"D (800 mm), Black	198 (89.8)
IDF-A6142-712	42U, 23.6"W (600 mm) x 39.4"D (1000 mm), Black	218 (98.9)
IDF-A8842-712	42U, 31.5"W (800 mm) x 31.5"D (800 mm), Black	240 (108.9)
IDF-A8142-712	42U, 31.5"W (800 mm) x 39.4"D (1000 mm), Black	263 (119.3)
Partially Assembled		
IDF-A6827-711	27U, 23.6"W (600 mm) x 31.5"D (800 mm), Black	137 (62.1)
IDF-A6642-711	42U, 23.6"W (600 mm) x 23.6"D (600 mm), Black	163 (73.9)
IDF-A6842-711	42U, 23.6"W (600 mm) x 31.5"D (800 mm), Black	180 (81.6)
IDF-A6142-711	42U, 23.6"W (600 mm) x 39.4"D (1000 mm), Black	197 (89.4)
IDF-A8842-711	42U, 31.5"W (800 mm) x 31.5"D (800 mm), Black	220 (99.8)
IDF-A8142-711	42U, 31.5"W (800 mm) x 39.4"D (1000 mm), Black	238 (108.0)

See Dimension Tables for packaging dimensions.

FEATURES AND OPTIONS



DIMENSION TABLES

Height Dimensions - in (mm)			
Rack Mount Spaces (U)	Overall with Casters	Frame Only No Casters	Front Opening
42	80.0 (2032)	77.0 (1956)	73.8 (1874)
27	53.7 (1364)	50.8 (1291)	47.7 (1212)

Casters add approximately 3" (76 mm) to frame and are factory installed on the cabinet.

Width Dimensions - in (mm)			
Nominal Width	Overall with Side Panels	Front Opening	Rack-Mount Panel Width
600	23.5 (598)	21.1 (536)	19"EIA (482.6 mm)
800	31.4 (798)	29.0 (736)	19"EIA (482.6 mm)

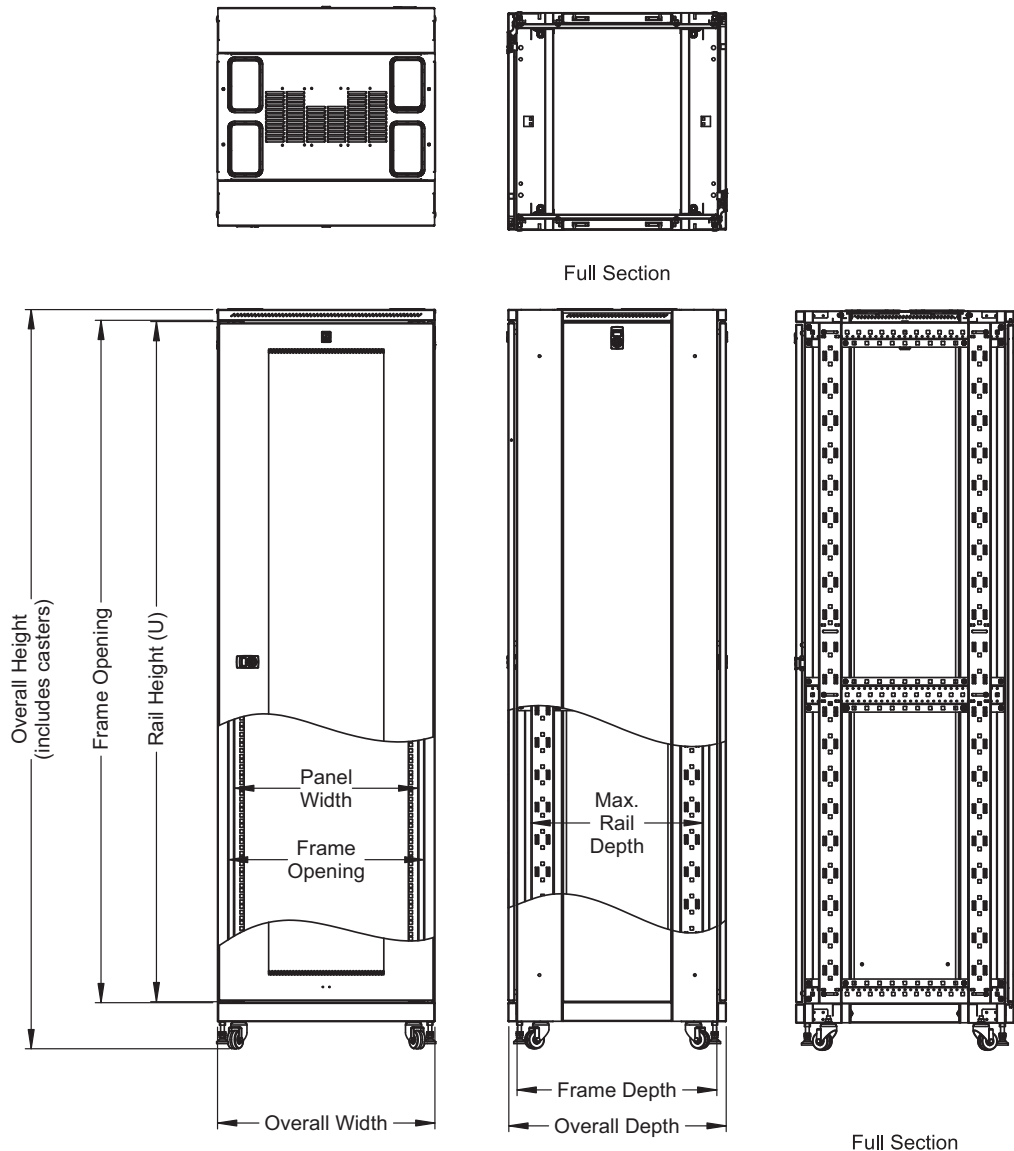
Mounting Rail clearance is 17.78" (451.6 mm), mounting hole spacing is 18.31" (465.0 mm).

Depth Dimensions - in (mm)			
Nominal Depth	Overall with Doors	Frame Only No Doors	Maximum Rail Depth
600	23.6 (600)	21.7 (551)	21.5 (546)
800	31.5 (800)	29.6 (752)	29.4 (746)
1000	39.4 (1000)	37.5 (953)	37.3 (947)

The base of the cabinet is 23.6"D (600 mm). There is a .95"D (24 mm) threshold at the front and rear of the cabinet for doors. Minimum rail depth is 5"D (127 mm), each rail is 2.5"D (63.5 mm). Rail depth is reduced when vertical accessories are placed in corners.

Partially Assembled Cabinet, Packaging Dimensions - in (mm)			
U	Height	Width	Depth
27	12.5 (318)	31.8 (806)	51.5 (1308)
42	12.5 (318)	31.8 (806)	77.8 (1975)

DIMENSION DRAWINGS



ACCESSORIES



Equipment Rail Grommet Kit

Plastic grommets that protect cables as they pass through the cable openings in the equipment mounting rails on the 42U, 31.5"W (800 mm) cabinet

- Grommets are plastic, snap on, seal the cable opening and can be cut to pass cables
- Two kits available: (8) grommets or (200) grommets
- Material: Plastic
- Finish: Black

Part Number	Description	Shipping Weight lb (kg)
39133-001	Equipment Rail Grommet Kit, Pack of 8	2 (0.9)
25857-001	Equipment Rail Grommet Kit, Pack of 200	12 (5.4)

There are four cable openings in each mounting rail.



Cabling Ring Accessory Kit

Cabling Ring Accessory Kit includes heavy-duty molded plastic cable rings that attach to the equipment mounting rails in a 31.5"W (800 mm) cabinet and provide a vertical cable pathway for patch cords next to equipment.

- Attaches directly to the front of the equipment mounting rails
- Split front allows easy addition/removal of cables, rounded edges protect cables
- Rings are 2.3"W x 5.5"D (140 mm x 58 mm), 12.6 in² (3200 mm²) cable fill area
- Includes: 8 cable rings, installation hardware
- Material: Plastic
- Finish: Black

Part Number	Description	Shipping Weight lb (kg)
14068-701	Cabling Ring Accessory Kit, 8 Rings, for 800 mm W DistributionFrame, Black	3 (1.4)



Cable Lashing Bracket

Cable Lashing Bracket with multiple U-shaped attachment points for cable bundles creates a simple vertical pathway for cables within your cabinet.

- Attaches directly to the cabinet frame, independent of the equipment mounting rails
- Bracket is 5.125"W (130 mm), with three vertical columns of tie points for cables
- Supports 3 each 1.5" (38.1 mm) diameter cable bundles, 5.0 in² (3200 mm²) cable fill area
- Includes: brackets, installation hardware; order Saf-T-Grips or cable ties separately
- Material: Steel, 20 gauge or 1 mm thick
- Finish: Black

Part Number	Description	Shipping Weight lb (kg)
25844-701	Cable Lashing Bracket, for 42U DistributionFrame, Black	8 (3.6)
25844-702	Cable Lashing Bracket, for 27U DistributionFrame, Black	7 (3.2)



Fan Kit

Fan Kit attaches to the cabinet's top panel and removes air from the cabinet.

- Single fan housing with two 4.5" (114 mm) diameter fans and an IEC C14 connector
- Fans are 230 VAC and capable of 100 CFM (170 CMH) each, maximum noise 50 dB; 200 CFM (340 CMH) per kit
- Operating range 0°F (-20°C) to 176°F (80°C), life expectancy 60,000 hours at 105°F (40°C)
- Includes a detachable 10'L (3 m) universal IEC C13 to C14 power cord
- The fan assembly is UL Recognised
- Includes: fan housing with (2) fans, power cord and installation hardware
- Material: Steel housing, 18 gauge or 1.2 mm thick; cast aluminum fan frame with plastic impeller
- Finish: Black

Part Number	Description	Shipping Weight lb (kg)
25841-701	Fan Kit, 230 VAC, for 42U DistributionFrame, Black	10 (4.5)

Use two Fan Kits on 39.4"D (1000 mm) cabinets.

PDU Bracket

PDU Bracket creates a simple attachment point for vertical PDUs or power strips within your cabinet.

- Attaches directly to the cabinet frame, independent of the equipment mounting rails
- Bracket is 3"W (76 mm), 2.9"W (74 mm) space for PDUs
- Upper and lower bracket are sold separately
- Includes: (1) bracket, installation hardware; some drilling required
- Material: Steel, 20 gauge or 1 mm thick
- Finish: Black

Part Number	Description	Shipping Weight lb (kg)
25843-701	Upper PDU Bracket, for 42U, 35"H (890 mm) Mounting Space, Black	5 (2.3)
25843-702	Lower PDU Bracket, for 42U, 28"H (712 mm) Mounting Space, Black	5 (2.3)
25843-703	Upper PDU Bracket, for 27U, 22"H (560 mm) Mounting Space, Black	4 (1.8)
25843-704	Lower PDU Bracket, for 27U, 15"H (380 mm) Mounting Space, Black	4 (1.8)



Baying Kit

Baying Kit includes the hardware needed to connect two cabinets side by side.

- Install before adding equipment to the cabinet
- Includes: baying hardware
- Material: Steel
- Finish: Zinc

Part Number	Description	Shipping Weight lb (kg)
25840-001	Baying Kit, for 42U DistributionFrame, Zinc	1 (0.5)

Equipment Mounting Hardware Kit

Equipment Mounting Hardware Kit includes hardware for attaching rack-mount equipment to the mounting rails inside the cabinet.

- Includes: 25 each M6 cage nuts and screws
- Material: Steel
- Finish: Black zinc

Part Number	Description	Shipping Weight lb (kg)
25845-001	Equipment Mounting Hardware Kit, for 42U Cabinet, Black	1 (0.5)



While every effort has been made to ensure the accuracy of all information, CPI does not accept liability for any errors or omissions and reserves the right to change information and descriptions of listed services and products.

