




TALKAPHONE



# VOIP-500 SERIES IP CALL STATION



VOIP-500 SERIES OUTDOOR-  
RATED, ADA-COMPLIANT HANDS-  
FREE VOICE OVER IP (VOIP)  
CALL STATIONS GO BEYOND  
EMERGENCY COMMUNICATIONS  
WITH INTELLIGIBLE AUDIO  
PAGING, SILENT MONITORING AND  
ADVANCED SELF-DIAGNOSTIC AND  
REPORTING FEATURES.



*Talkaphone's VOIP-500 Series Phone has tested compatible with Cisco UCM 7.1 and UCM 8.6. The Cisco Compatible logo signifies that Talkaphone's product has undergone interoperability testing by Talkaphone together with Cisco and a third-party test house based on testing criteria set by Cisco. Talkaphone is solely responsible for the support and warranty of its product. Cisco makes no warranties, express or implied, with respect to Talkaphone's product or its interoperation with the listed Cisco product(s) and disclaims any implied warranties of merchantability, fitness for a particular use, or against infringement.*


## FEATURES

- Exceptional sound clarity during conversation (over 90dB, configurable) and paging (over 100dB, configurable)
- Unit can be paged remotely as part of Talkaphone's Wide-area Emergency Broadcast System (WEBS®) or by placing a call into the unit
- Ethernet connectivity and full IP compatibility with existing routers and LAN infrastructure
- Additional Layer 2 switch Ethernet port to connect other devices (e.g. IP Video Cameras)
- Supports standard SIP protocol
- Configuration and firmware upgrades through Web GUI
- Power over Ethernet (PoE, 802.3af), 12V DC, 24V AC/DC
- Raised letter and Braille signage for ADA compliance
- Vandal resistant marine grade stainless steel faceplate
- Three LED indicators for hearing impaired (call placed, call received, help on the way)
- Built-in auto-dialer can dial six numbers: if first number doesn't answer or is busy, dials next number
- Auto-answer allows security to monitor and initiate calls with the unit
- Automatically inform the attendant of an IP call station's location via recorded message
- Self-diagnostic testing of built-in buttons, microphone and speaker on schedule and fault reporting

	<b>VOIP-500 - Single Button Native VoIP Emergency Phone</b>	<b>VOIP-500C - Single Button Native VoIP Assistance Phone</b>
		
<b>Construction:</b>	12 gauge (2.8mm) #4 brushed 316 stainless steel faceplate	12 gauge (2.8mm) #4 brushed 316 stainless steel faceplate
<b>Dimensions (W x D x H):</b>	Front Panel: 9.5 x 11.75 in. (241 x 298 mm) Back Box: 6.4 x 2.71 x 9.75 in. (163 x 69 x 248 mm)	Front Panel: 9.5 x 11.75 in. (241 x 298 mm) Back Box: 6.4 x 2.71 x 9.75 in. (163 x 69 x 248 mm)
<b>Weight:</b>	8 lbs. (3.6 kg)	8 lbs. (3.6 kg)
<b>Storage Temperature:</b>	-40° F to +149° F [-40° C to +65° C]	-40° F to +149° F [-40° C to +65° C]
<b>Operating Temperature:</b>	-40° F to +131° F [-40° C to +55° C]	-40° F to +131° F [-40° C to +55° C]
<b>Relative Humidity:</b>	Up to 95% non-condensing	Up to 95% non-condensing
<b>Protection:</b>	Circuit board conformal coated	Circuit board conformal coated
<b>Mounting:</b>	Flush mount (surface mount options available)	Flush mount (surface mount options available)
<b>Communication:</b>	Full Duplex 2-way hands-free communication	Full Duplex 2-way hands-free communication
<b>Digit Capacity:</b>	Up to 30 digits, including pauses, for each of six phone numbers	Up to 30 digits, including pauses, for each of six phone numbers
<b>Call Control Signaling:</b>	SIP (RFC3261 compliant)	SIP (RFC3261 compliant)
<b>Audio Codecs:</b>	G.711 PCM a-Law @ 64kbps, G.711 PCM u-Law @ 64kbps, G.729a, G.723.1a	G.711 PCM a-Law @ 64kbps, G.711 PCM u-Law @ 64kbps, G.729a, G.723.1a
<b>Power:</b>	Nominal: +12VDC (500mA), +24VAC/DC (300mA), or PoE (+36VDC - 57VDC, 150mA) Max: +12VDC (800mA), +24VAC/DC (500mA), or PoE (+36VDC - 57VDC, 250mA) NOTE: if not connecting PoE, a dedicated line regulated power supply required.	Nominal: +12VDC (500mA), +24VAC/DC (300mA), or PoE (+36VDC - 57VDC, 150mA) Max: +12VDC (800mA), +24VAC/DC (500mA), or PoE (+36VDC - 57VDC, 250mA) NOTE: if not connecting PoE, a dedicated line regulated power supply required.
<b>Auxiliary Contacts:</b>	3 Aux Inputs: dry contact, 10mA @ 8VDC 3 Aux Outputs: dry contact, 120mA @ 120VAC/DC	3 Aux Inputs: dry contact, 10mA @ 8VDC 3 Aux Outputs: dry contact, 120mA @ 120VAC/DC
<b>Network:</b>	10/100 BaseT Ethernet, RJ45 connectors, Cat 5e or better	10/100 BaseT Ethernet, RJ45 connectors, Cat 5e or better
<b>Programming:</b>	Non-volatile Flash Memory programming and configuration through Web GUI	Non-volatile Flash Memory programming and configuration through Web GUI
<b>Configuration:</b>	Static IP address provisioning and DHCP client. Monitoring via Syslog application	Static IP address provisioning and DHCP client. Monitoring via Syslog application
<b>Self-Diagnostics:</b>	Checks the status of built-in buttons, microphone, speaker, and optional WEBS® speaker array. The results are reported via email, phone call, or activation of auxiliary output interface.	Checks the status of built-in buttons, microphone, speaker, and optional WEBS® speaker array. The results are reported via email, phone call, or activation of auxiliary output interface.

NOTE: Not all features of the VOIP-500 Series Phone are available when used in conjunction with analog telephony adaptor devices or with Public Switched Telephone Network (PSTN).

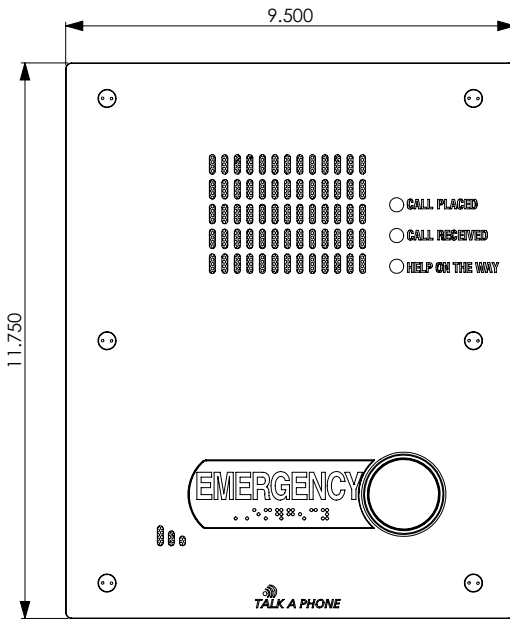
For example, the round robin dialing feature (See "VOIP-500 Configuration and Operation Manual", Section 4.5.1) and voice message functionality (See "VOIP-500 Configuration and Operation Manual", Section 4.7) of the VOIP-500 Series Phone may not operate as described in the manual when used in conjunction with equipment such as a Model VOIP-1-2-4-8 interface, 3rd party gateways, and/or PSTN interfaces such as T1, PRI, or loopstart trunks.



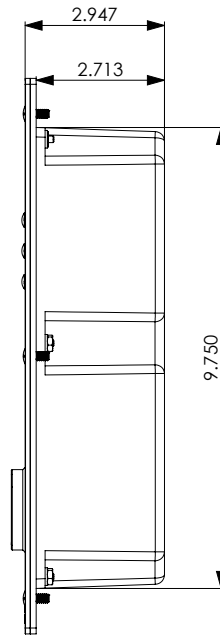
<b>Construction:</b>	12 gauge (2.8mm) #4 brushed 316 stainless steel faceplate	12 gauge (2.8mm) #4 brushed 316 stainless steel faceplate
<b>Dimensions (W x D x H):</b>	Front Panel: 9.5 x 11.75 in. (241 x 298 mm) Back Box: 6.4 x 2.71 x 9.75 in. (163 x 69 x 248 mm)	Front Panel: 9.5 x 11.75 in. (241 x 298 mm) Back Box: 6.4 x 2.71 x 9.75 in. (163 x 69 x 248 mm)
<b>Weight:</b>	8.4 lbs. (3.8 kg)	8.8 lbs. (3.6 kg)
<b>Storage Temperature:</b>	-40° F to +149° F [-40° C to +65° C]	-40° F to +149° F [-40° C to +65° C]
<b>Operating Temperature:</b>	-40° F to +131° F [-40° C to +55° C]	-40° F to +131° F [-40° C to +55° C]
<b>Relative Humidity:</b>	Up to 95% non-condensing	Up to 95% non-condensing
<b>Protection:</b>	Circuit board conformal coated	Circuit board conformal coated
<b>Mounting:</b>	Flush mount (surface mount options available)	Flush mount (surface mount options available)
<b>Communication:</b>	Full Duplex 2-way hands-free communication	Full Duplex 2-way hands-free communication
<b>Digit Capacity:</b>	Up to 30 digits, including pauses, for each of six phone numbers per button	Up to 30 digits, including pauses, for each of six phone numbers
<b>Call Control Signaling:</b>	SIP (RFC3261 compliant)	SIP (RFC3261 compliant)
<b>Audio Codecs:</b>	G.711 PCM a-Law @ 64kbps, G.711 PCM u-Law @ 64kbps, G.729a, G.723.1a	G.711 PCM a-Law @ 64kbps, G.711 PCM u-Law @ 64kbps, G.729a, G.723.1a
<b>Power:</b>	Nominal: +12VDC (500mA), +24VAC/DC (300mA), or PoE (+36VDC - 57VDC, 150mA) Max: +12VDC (800mA), +24VAC/DC (500mA), or PoE (+36VDC - 57VDC, 250mA) NOTE: if not connecting PoE, a dedicated line regulated power supply required.	Nominal: +12VDC (500mA), +24VAC/DC (300mA), or PoE (+36VDC - 57VDC, 150mA) Max: +12VDC (800mA), +24VAC/DC (500mA), or PoE (+36VDC - 57VDC, 250mA) NOTE: if not connecting PoE, a dedicated line regulated power supply required.
<b>Auxiliary Contacts:</b>	3 Aux Inputs: dry contact, 10mA @ 8VDC 3 Aux Outputs: dry contact, 120mA @ 120VAC/DC	3 Aux Inputs: dry contact, 10mA @ 8VDC 3 Aux Outputs: dry contact, 120mA @ 120VAC/DC
<b>Network:</b>	10/100 BaseT Ethernet, RJ45 connectors, Cat 5e or better	10/100 BaseT Ethernet, RJ45 connectors, Cat 5e or better
<b>Programming:</b>	Non-volatile Flash Memory programming and configuration through Web GUI	Non-volatile Flash Memory programming and configuration through Web GUI
<b>Configuration:</b>	Static IP address provisioning and DHCP client. Monitoring via Syslog application	Static IP address provisioning and DHCP client. Monitoring via Syslog application
<b>Self-Diagnostics:</b>	Checks the status of built-in buttons, microphone, speaker, and optional WEBS® speaker array. The results are reported via email, phone call, or activation of auxilliary output interface.	Checks the status of built-in buttons, microphone, speaker, and optional WEBS® speaker array. The results are reported via email, phone call, or activation of auxilliary output interface.

## DIMENSIONAL DRAWING

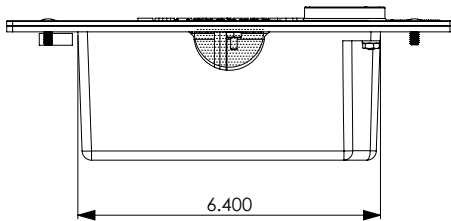
All dimensions are in inches and are provided for reference only.



FRONT VIEW



SIDE VIEW



BOTTOM VIEW



TALKAPHONE

THE LEADERS IN SECURITY AND LIFE SAFETY COMMUNICATIONS

7530 North Natchez Avenue  
Niles, Illinois 60714

Tel: 773-539-1100  
Email: info@talkaphone.com  
Web: www.talkaphone.com

## OPTIONS & ACCESSORIES

### Handset:

Add to Model:	Description:
P	Replace the built-in speaker and microphone with an armored-cord handset (e.g. VOIP-500CP)
PM	Speak hands-free or lift armored-cord handset for privacy (e.g. VOIP-500PM)
F	Replace the built-in speaker and microphone with an armored-cord handset with push-to-talk button (e.g. VOIP-500F)
FM	Speak hands-free or lift armored-cord handset with push-to-talk button for privacy (e.g. VOIP-500FM)

### Camera:

Add to Model:	Description:
3	Built-in miniature camera (e.g. VOIP-500D3)

### Keypad:

Add to Model:	Description:
S	Keypad only without emergency button (e.g. VOIP-500KS)

### Retrofit Alternative Manufacturer Towers:

Add to Model:	Description:
-CB	Faceplate fits Code Blue CB5 towers (e.g. VOIP-500K-CB; standard models fit all other Code Blue mounts)
-GA	Faceplate fits Gai-tronics towers (e.g. VOIP-5003-GA)
-RH	Faceplate fits Rath Microtech towers (e.g. VOIP-500C-RH)
-RM	Faceplate fits Ramtel towers (e.g. VOIP-500P3-RM)

### Custom Signage:

Custom signage is available, including Braille and silkscreen, in a variety of languages.



Talkaphone's VOIP-500 Series Phone has tested compatible with Cisco UCM 7.1 and UCM 8.6. The Cisco Compatible logo signifies that Talkaphone's product has undergone interoperability testing by Talkaphone together with Cisco and a third-party test house based on testing criteria set by Cisco. Talkaphone is solely responsible for the support and warranty of its product. Cisco makes no warranties, express or implied, with respect to Talkaphone's product or its interoperation with the listed Cisco product(s) and disclaims any implied warranties of merchantability, fitness for a particular use, or against infringement.

All prices and specifications are subject to change without notice. Talkaphone, WEBS, WEBS Contact and Scream Alert are registered trademarks of Talk-A-Phone Co. All rights reserved.