


# Installation



## CONTENTS

1. EMBEDDED MOUNT BRACKET 1 EA 2. MANUAL 1 EA

1. Make a hole,  $\varnothing 190\text{mm}$ , on the ceiling.  
Hook the safety wire to suspension and the safety wire hold on the bracket.  
(FIG. 1)
2. Fold the lock levers and insert the bracket into the hole.  
You can fix the lock lever by driving screws. (FIG. 2)
3. You can refer to installation of next page for the following steps.

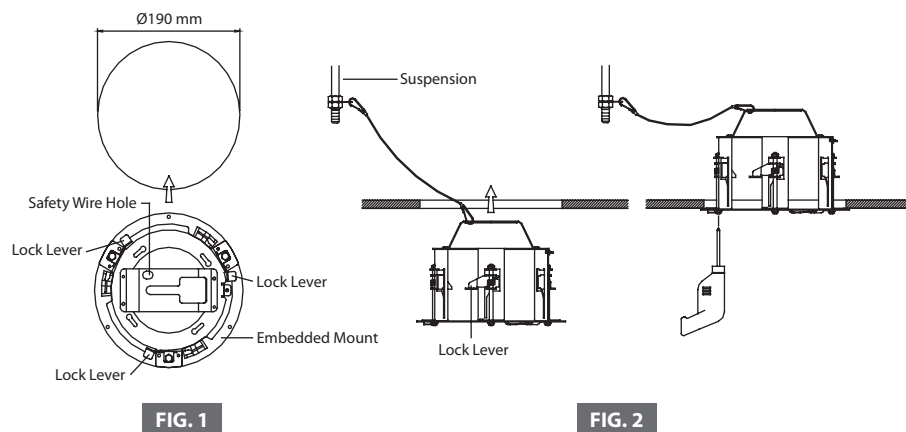
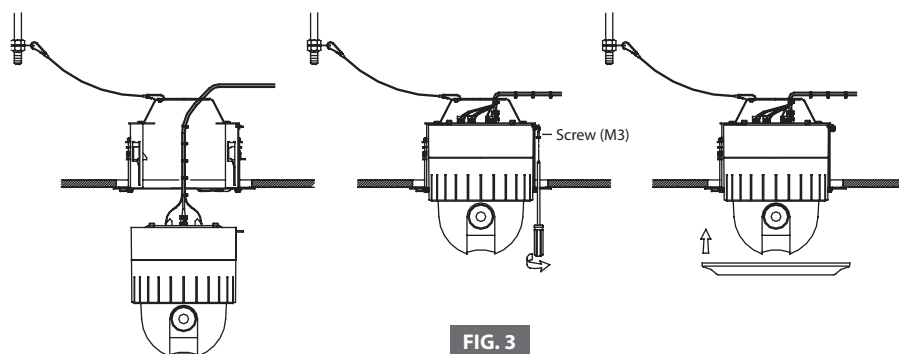



FIG. 2



# Installation



## CONTENTS

1. EMBEDDED MOUNT BRACKET 1 EA 2. MANUAL 1 EA

1. Make a hole,  $\varnothing 190\text{mm}$ , on the ceiling.  
Hook the safety wire to suspension and the safety wire hold on the bracket.  
(FIG. 1)
2. Fold the lock levers and insert the bracket into the hole.  
You can fix the lock lever by driving screws. (FIG. 2)
3. You can refer to installation of next page for the following steps.

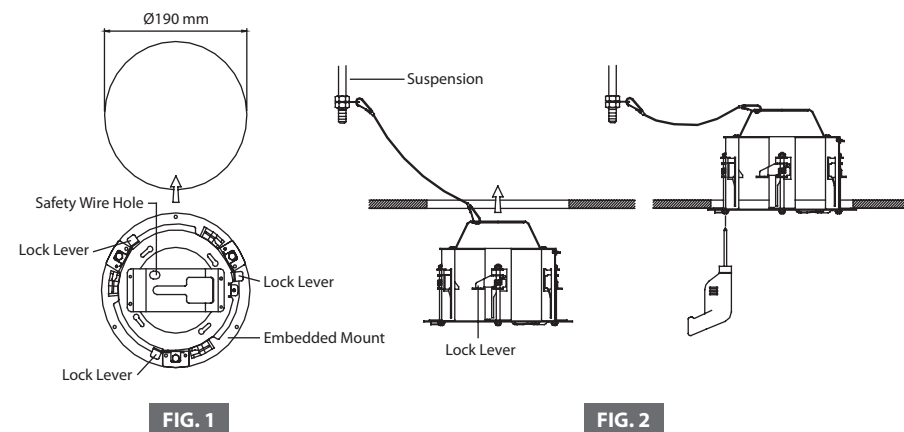


FIG. 2

