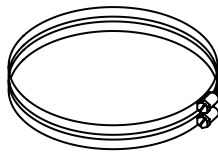


Pole Mount



STAINLESS STEEL
MOUNT STRAP



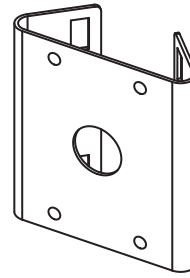
STAINLESS BOLT
(M10xL30) 4EA



SPRING WASHER 4EA



PLAIN WASHER 4EA

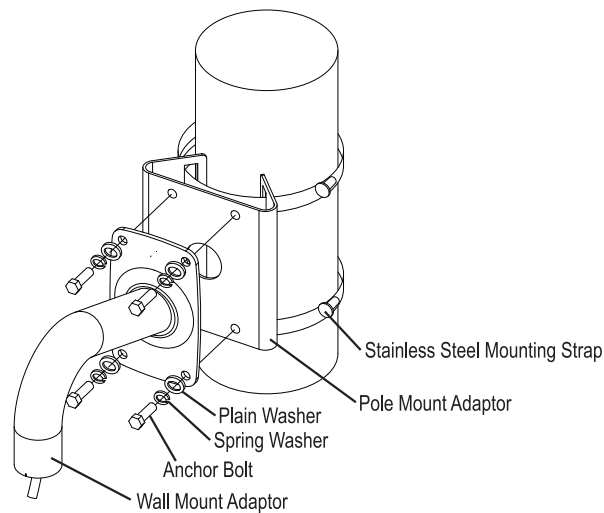


POLE MOUNT ADAPTOR

Installation Guide

POLE MOUNT

1. Select a pole to install and confirm the installation height.
2. Use the Stainless Steel Mounting Strap to secure the Pole Mount Adaptor to the pole.
3. Insert the cables through the Pole Mount Adaptor.
4. Use the provided Bolts, Spring Washers and Plain Washers to mount the Wall Mount Adaptor onto the product.
 - For more information, refer to the installation guide of the Wall Mount Adaptor.



Product Outline

