

Printview: Male connector; with snap-in mounting foot; 4-pole; pin spacing 3.5 mm / 0.138 in; with 209-137 mounting adapter also for DIN 35 rail; 100% protected against mismating; Plate thickness 0.6x1.2 mm; Fixing holes 3.5 mm Ø - Item No.: 734-304/018-000

**WAGO**® online catalog / eShop

**Male connector; with snap-in mounting foot; 4-pole; pin spacing 3.5 mm / 0.138 in; with 209-137 mounting adapter also for DIN 35 rail; 100% protected against mismating; Plate thickness 0.6x1.2 mm; Fixing holes 3.5 mm Ø**

Item No.: 734-304/018-000



Male connector; with snap-in mounting foot; 4-pole; pin spacing 3.5 mm / 0.138 in; with 209-137 mounting adapter also for DIN 35 rail; 100% protected against mismating; Plate thickness 0.6x1.2 mm; Fixing holes 3.5 mm Ø

## Marking

RoHS ✓  
Compliant

## Business data

Supplier	WAGO
Item no.	734-304/018-000
EAN	4045454943448
Content	1
Order amount	100
Customer item number	

## Notes

Universal connection for all conductor typesEasy cable pre-assembly and on-unit wiring via vertical and horizontal CAGE CLAMP® actuationFor "wire-to-wire" and "board-to-wire" connectionsStrain relief plates and housings for factory and in-the-field assembly100% protected against mismatingCoding option available

## Technical data

### Miscellaneous

No. of Poles	4
Total number of connection points	4
Total number of potentials	4
Color	light gray

Printview: Male connector; with snap-in mounting foot; 4-pole; pin spacing 3.5 mm / 0.138 in; with 209-137 mounting adapter also for DIN 35 rail; 100% protected against mismatching; Plate thickness 0.6x1.2 mm; Fixing holes 3.5 mm Ø - Item No.: 734-304/018-000

Technical data	
<i>Ratings according to 1</i>	<i>IEC/EN 60664-1</i>
<i>Overvoltage category EN 1</i>	<i>III</i>
<i>Pollution degree (1)</i>	<i>2</i>
<i>Rated voltage EN (1) [V]</i>	<i>160 [V]</i>
<i>Rated surge voltage (1) [kV]</i>	<i>2.5 [kV]</i>
<i>Nominal current [A]</i>	<i>10 [A]</i>
<i>Overvoltage category EN 2</i>	<i>II</i>
<i>Degree of pollution (2)</i>	<i>2</i>
<i>Rated voltage EN (2) [V]</i>	<i>320 [V]</i>
<i>Bemessungsstossspannung (2) [kV]</i>	<i>2.5 [kV]</i>
<i>Nominal current (2) [A]</i>	<i>10 [A]</i>
<i>Overvoltage category EN 3</i>	<i>III</i>
<i>Degree of pollution (3)</i>	<i>3</i>
<i>Rated voltage EN (3) [V]</i>	<i>160 [V]</i>
<i>Rated surge voltage (3) [kV]</i>	<i>2.5 [kV]</i>
<i>Nominal current (3) [A]</i>	<i>10 [A]</i>
<i>Connection technology (1)</i>	<i>CAGE CLAMP®</i>
<i>Conductor type (1)</i>	<i>solid</i>
<i>Cross section from (1) [mm²]</i>	<i>0.08 [mm²]</i>
<i>Cross section up to (1) [mm²]</i>	<i>1.5 [mm²]</i>
<i>Cross section from (1) [AWG]</i>	<i>28 [AWG]</i>
<i>Cross section up to (1) [AWG]</i>	<i>14 [AWG]</i>
<i>Conductor type (2)</i>	<i>fine-stranded</i>
<i>Cross section from (2) [mm²]</i>	<i>0.08 [mm²]</i>
<i>Cross section up to (2) [mm²]</i>	<i>1.5 [mm²]</i>
<i>Conductor type (3)</i>	<i>fine-stranded (with insulated ferrule)</i>
<i>Cross section from (3) [mm²]</i>	<i>0.25 [mm²]</i>
<i>Cross section up to (3) [mm²]</i>	<i>1.5 [mm²]</i>
<i>Conductor type (4)</i>	<i>fine-stranded (with uninsulated ferrule)</i>
<i>Cross section from (4) [mm²]</i>	<i>0.25 [mm²]</i>
<i>Cross section up to (4) [mm²]</i>	<i>1.5 [mm²]</i>
<i>Stripped length from (1) [mm]</i>	<i>6 [mm]</i>
<i>Stripped length up to (1) [mm]</i>	<i>7 [mm]</i>

Printview: Male connector; with snap-in mounting foot; 4-pole; pin spacing 3.5 mm / 0.138 in; with 209-137 mounting adapter also for DIN 35 rail; 100% protected against mismatching; Plate thickness 0.6x1.2 mm; Fixing holes 3.5 mm Ø - Item No.: 734-304/018-000

#### Technical data

Strip length from [inch] [in]	0.24 [in]
Strip length up to [inch] [in]	0.28 [in]
Stripped length (1) [in]	0.28 [in]
Material group	I
Insulating material	Polyamide 6.6 (PA 6.6)
Flammability rating per UL 94	V0
Lower limit temperature [C]	-60 [C]
Upper temperature limit [C]	100 [C]
Clamping spring material	Chrome-nickel spring steel (CrNi)
Contact material	Electrolytic copper (Ecu)
Contact plating	tin-plated
Fire load [MJ]	0.069 [MJ]
Weight [g]	3.486 [g]
Width [mm]	16.4 [mm]
Width [in]	0.646 [in]
Height [mm]	13.4 [mm]
Height [in]	0.528 [in]
Length [mm]	22.3 [mm]
Length [in]	0.878 [in]
Pin spacing from [mm]	3.5 [mm]
Pin spacing up to [mm]	3.5 [mm]
Pin spacing from [in]	0.138 [in]
Pin spacing up to [in]	0.14 [in]

#### Accessories

##### Insulation stop

Item no.	Description	Pack. unit (Sub Pack)
734-671	Insulation stop; 0.08 - 0.2 mm <sup>2</sup> "s" (0.14 mm <sup>2</sup> "f-st"); 8 pieces/strip	25

##### Coding

Item no.	Description	Pack. unit (Sub Pack)
734-130	Coding key; to be snapped above top level	100

Printview: Male connector; with snap-in mounting foot; 4-pole; pin spacing 3.5 mm / 0.138 in; with 209-137 mounting adapter also for DIN 35 rail; 100% protected against mismating; Plate thickness 0.6x1.2 mm; Fixing holes 3.5 mm Ø - Item No.: 734-304/018-000

## Accessories

### Strain relief

Item no.	Description	Pack. unit (Sub Pack)
734-127	Strain relief plate; 6 mm wide	25
734-604	Snap-on type strain relief housing; suitable for 3.5 mm pin spacing; 4-pole; consists of strain relief support and housing	25

### Counterpart

Item no.	Description	Pack. unit (Sub Pack)
2734-104	Female connector; with integrated push-buttons; 4-pole; pin spacing 3.5 mm / 0.138 in; 100% protected against mismating; codable	100
2734-104/031-000	Female connector; with fixing flanges; 4-pole; with integrated push-buttons; pin spacing 3.5 mm / 0.138 in; 100% protected against mismating; codable	50
2734-104/037-000	Female connector; with locking levers; 4-pole; with integrated push-buttons; pin spacing 3.5 mm / 0.138 in; 100% protected against mismating; codable	100
2734-104/107-000	Female connector; with screw flange; 4-pole; with integrated push-buttons; pin spacing 3.5 mm / 0.138 in; 100% protected against mismating; codable	100
734-104	Female connector; 4-pole; pin spacing 3.5 mm / 0.138 in; 100% protected against mismating; codable	100
734-104/008-000	Female connector; with snap-in mounting foot; 4-pole; pin spacing 3.5 mm / 0.138 in; 100% protected against mismating; codable; Plate thickness 0.6x1.2 mm; Fixing holes 3.5 mm Ø	100
734-104/037-000	Female connector; with locking levers; 4-pole; pin spacing 3.5 mm / 0.138 in; 100% protected against mismating; codable	100
734-104/107-000	Female connector; with screw flange; 4-pole; pin spacing 3.5 mm / 0.138 in; 100% protected against mismating	100
734-464	Female connector; with straight solder pins; 4-pole; pin spacing 3.5 mm / 0.138 in; 100% protected against mismating; solder pin 0.9 mm x 0.9 mm; codable; Vertical PCB mounting	100
734-464/037-000	Female connector; with locking levers; 4-pole; pin spacing 3.5 mm / 0.138 in; 100% protected against mismating; with straight solder pins; solder pin 0.9 mm x 0.9 mm; codable	100
734-534	Female connector; with angled solder pins; 4-pole; pin spacing 3.5 mm / 0.138 in; 100% protected against mismating; solder pin 0.9 mm x 0.9 mm; codable; Horizontal PCB mounting	100
734-534/037-000	Female connector; with locking levers; 4-pole; pin spacing 3.5 mm / 0.138 in; 100% protected against mismating; with angled solder pins; solder pin 0.9 mm x 0.9 mm; codable	100

Printview: Male connector; with snap-in mounting foot; 4-pole; pin spacing 3.5 mm / 0.138 in; with 209-137 mounting adapter also for DIN 35 rail; 100% protected against mismatching; Plate thickness 0.6x1.2 mm; Fixing holes 3.5 mm Ø - Item No.: 734-304/018-000

## Accessories


### General accessory

Item no.	Description	Pack. unit (Sub Pack)
210-199	Stickers for operating instructions; for multi connection system	100
210-719	Operating tool with partially insulated shaft; Type 1, blade (2.5 x 0.4) mm; suitable for 279, 726, 727, 2000, 2001 and 2020 series	1
734-190	Combination operating tool; for male and female connectors with CAGE CLAMP®	25
734-191	Operating tool; for male and female connectors with CAGE CLAMP®; loose	25
734-230	Push-button; for female and male connectors	25
734-231	Operating tool; for male and female connectors with CAGE CLAMP®; of 734 Series	25
734-420	Cover for male connectors; for 734 Series; IP20 protection	25

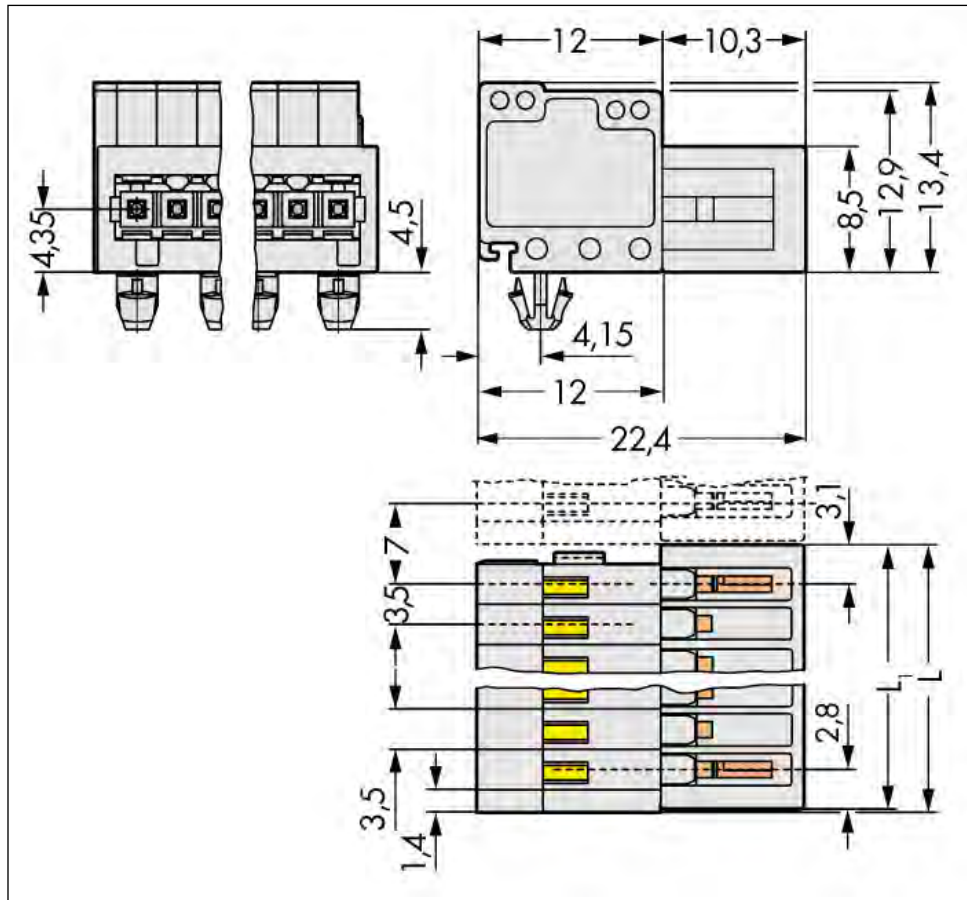
Printview: Male connector; with snap-in mounting foot; 4-pole; pin spacing 3.5 mm / 0.138 in; with 209-137 mounting adapter also for DIN 35 rail; 100% protected against mismatching; Plate thickness 0.6x1.2 mm; Fixing holes 3.5 mm Ø - Item No.: 734-304/018-000

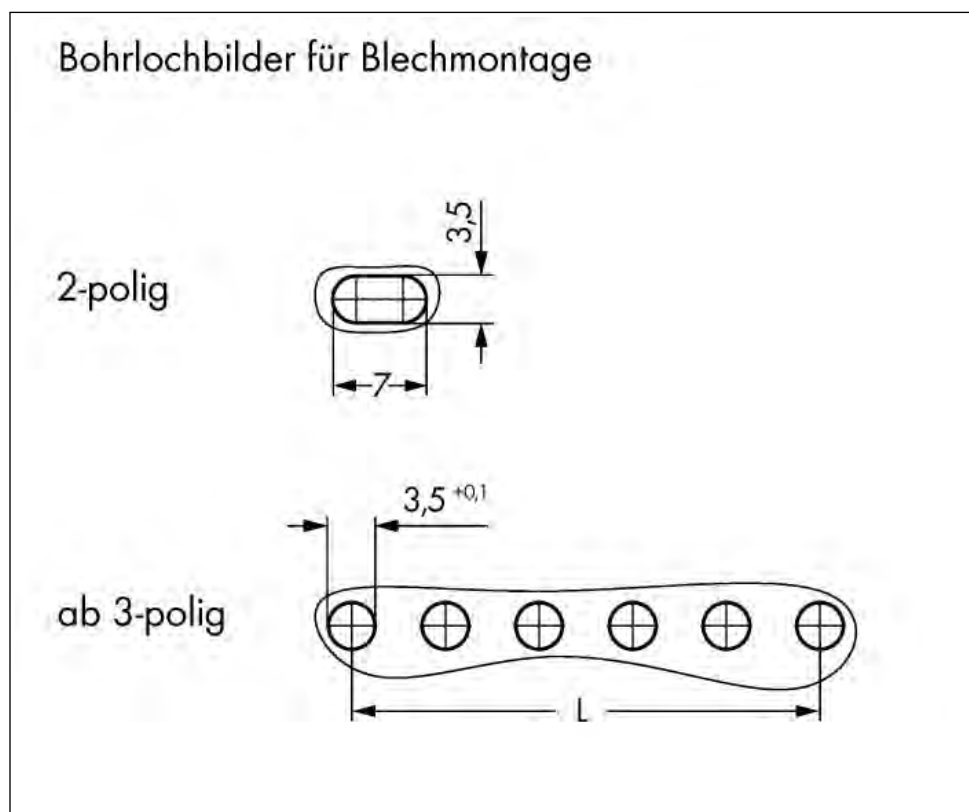
---

#### Images & drawings

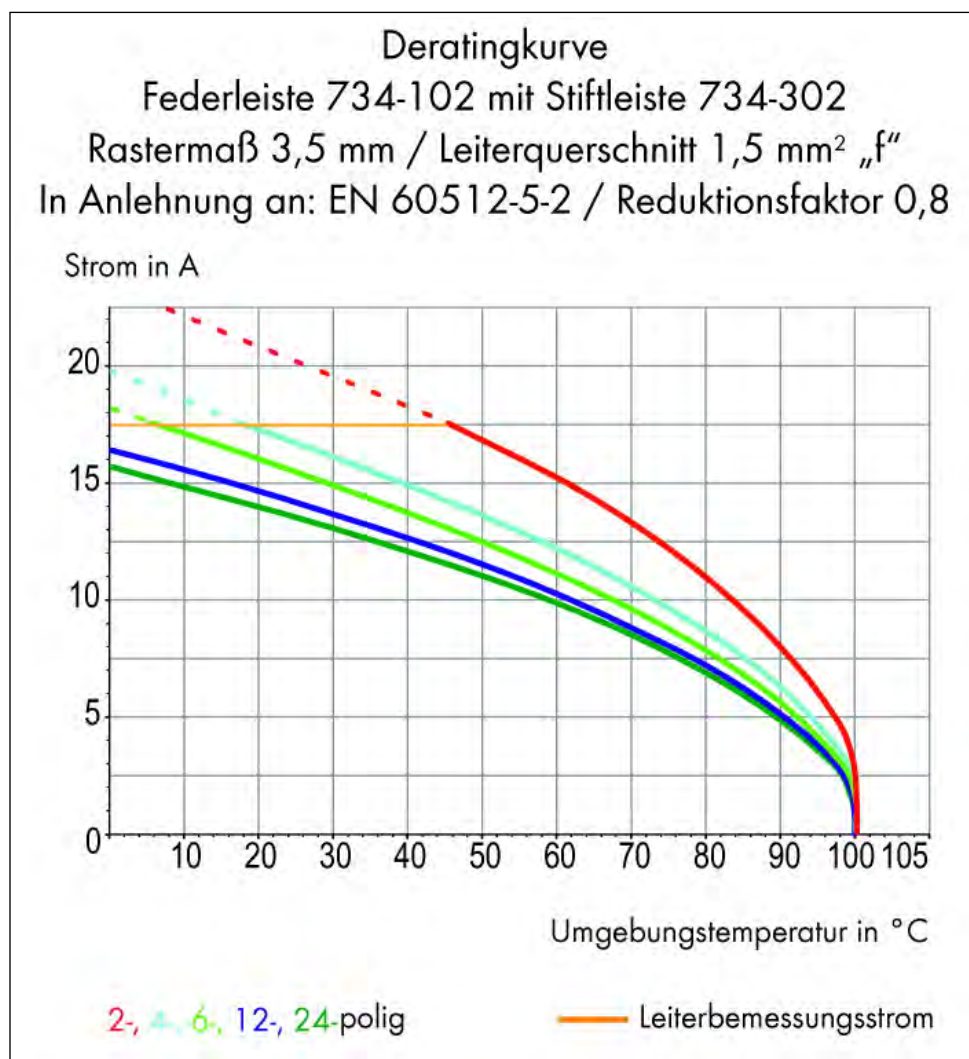


Printview: Male connector; with snap-in mounting foot; 4-pole; pin spacing 3.5 mm / 0.138 in; with 209-137 mounting adapter also for DIN 35 rail; 100% protected against mismatching; Plate thickness 0.6x1.2 mm; Fixing holes 3.5 mm Ø - Item No.: 734-304/018-000









#### Address

WAGO Kontakttechnik GmbH & Co. KG

Hansastr. 27

32423 Minden

Telefon: 0571/887-0

Fax: 0571/887-169

<http://www.wago.com>

© WAGO Kontakttechnik GmbH & Co. KG

Technische Änderungen und Irrtümer vorbehalten.