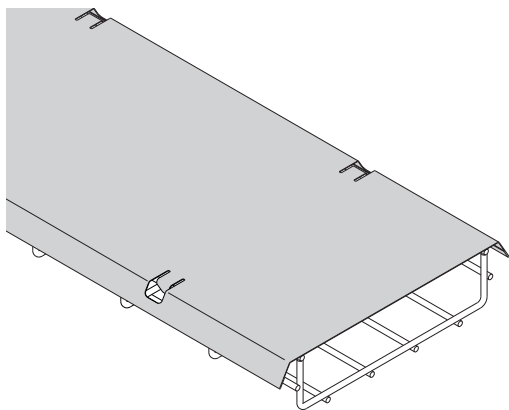


Covers

- Protects cable from debris and dust
- Adds security to cable installation
- Easy bend-over tabs secure cover to trays
- Available for 2" (50mm) to 24" (600mm) wide trays
- Comes in 118" (2997mm) length
- Finishes __: **GS**, BLE, 304S, 316S



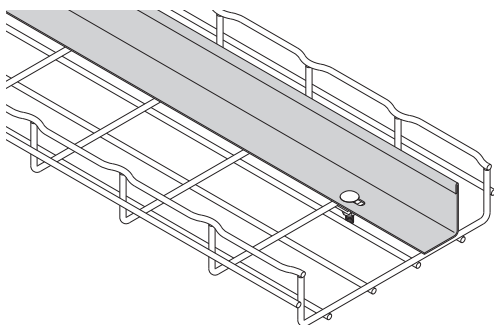
Part Number	Use With Tray Width	Qty./Box	Wt./Box	
			lbs.	kg
2 IN COVER __	2" (50mm)	1	3.8	1.72
4 IN COVER __	4" (100mm)	1	5.7	2.58
6 IN COVER __	6" (150mm)	1	6.7	3.04
8 IN COVER __	8" (200mm)	1	8.7	3.94
12 IN COVER __	12" (300mm)	1	11.6	5.26
16 IN COVER __	16" (400mm)	1	15.6	7.07
18 IN COVER __	18" (450mm)	1	17.0	7.71
20 IN COVER __	20" (500mm)	1	18.5	8.39
24 IN COVER __	24" (600mm)	1	22.0	9.98



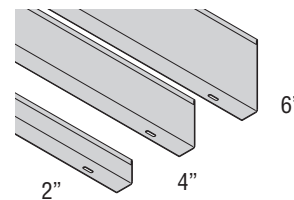
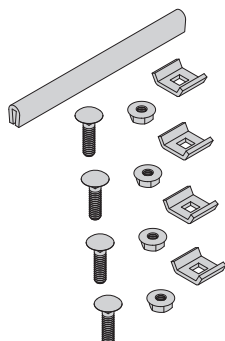
Dividers

- Allows cable separation within a single tray
- Hemmed/rounded edge provides cable jacket safety
- Hardware included
- Field miter for bends and turns
- Dual slots every 24" (609mm) for field cutting
- Available in 2" (50mm), 4" (100mm) and 6" (150mm) heights
- Comes in 118.125" (3000mm) length
- Finishes __: **GS**, BLE, 304S, 316S

Part Number	Use With Tray Depth	Qty./Box	Wt./Box	
			lbs.	kg
2 IN DIVIDER __	2" (50mm) Deep	1	3.5	1.59
4 IN DIVIDER __	4" (100mm) Deep	1	9.6	4.35
6 IN DIVIDER __	6" (150mm) Deep	1	14.5	6.58



Dividers include hardware shown below



See page - 2 for finish information

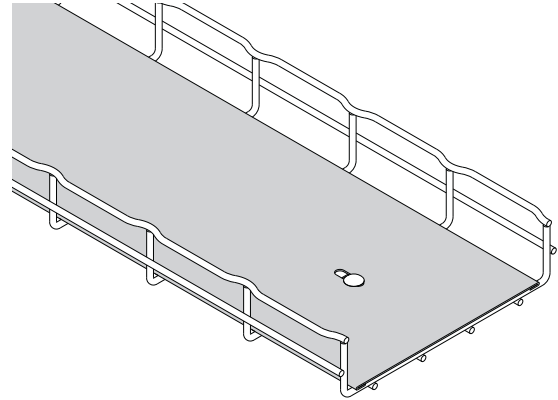
Solid Bottom Inserts

Part Number	Use With Tray Width	Qty./Box	Wt./Box	
			lbs.	kg
INSERT 4X118__	4" (100mm)	1	6.8	3.08
INSERT 6X118__	6" (150mm)	1	9.8	4.44
INSERT 8X118__	8" (200mm)	1	13.3	6.03
INSERT 12X118__	12" (300mm)	1	21.6	9.80
INSERT 16X118__	16" (400mm)	1	26.4	11.97
INSERT 18X118__	18" (450mm)	1	32.4	14.69
INSERT 20X118__	20" (500mm)	1	32.9	14.92
INSERT 24X118__	24" (600mm)	1	39.3	17.82

Attach with
FTHDWE 1/4 &
Top Washer



- Continuous support for sensitive cables
- Security of cable in high-traffic areas
- Hardware included
- Available for 2" (50mm) to 24" (600mm) wide trays
- Comes in 118" (2997mm) length
- Finishes __: **GS**, BLE, 304S, 316S



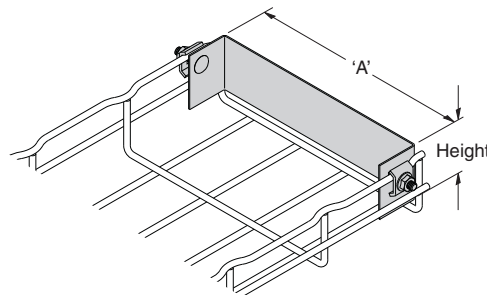

Blind Ends

Part Number	'A'		Height		Box Quantity
	in.	mm	in.	mm	
FT BE 2X2	2"	50	2"	50	1
FT BE (*)X4	4"	100	(*)	(*)	1
FT BE (*)X6	6"	150	(*)	(*)	1
FT BE (**X8	8"	200	(*)	(*)	1
FT BE (**X12	12"	300	(**)	(**)	1
FT BE (**X16	16"	400	(**)	(**)	1
FT BE (**X18	18"	450	(**)	(**)	1
FT BE (**X20	20"	500	(**)	(**)	1
FT BE (**X24	24"	600	(**)	(**)	1

- Forms a closure for a dead-end Flextray
- Hardware included
- Finish: **GLV**, SS6

(*) Insert: 2 = 2" (50 mm), 4 = 4" (100 mm) for height

(**) Insert: 2 = 2" (50 mm), 4 = 4" (100 mm),
6 = 6" (150 mm) for height

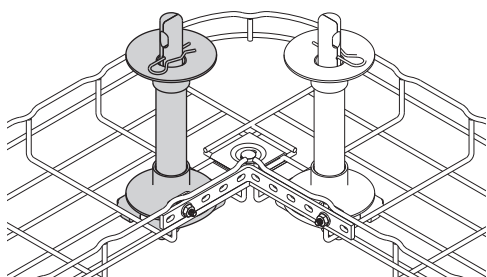


See page - 2 for finish information

Cable Roller

- Protects and maintains recommended cable radii for Cat 5, Cat 5E, Cat 6, Cat 6A, Fiber, etc.
- Height of roller can be adjusted to tray depth
- Installs in seconds with no tools
- Reduces cable installation time
- Prevents migration of cables
- For use with 4" (100mm) to 32" (800mm) tray widths
- Finish: Cast Aluminum

Part Number	Description	Qty./Box	Wt./Box	
			lbs.	kg
CABLE ROLLER	Cable Roller	1	1.0	0.45

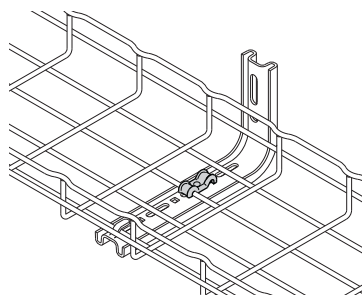


Quick, snap-together design

Toolless Clip

- Securely holds tray to support
- Snap-in locking pin
- No tools or fastening required
- Fastest hold-down method available
- For use with the following:
 - FTB_CS (see pg. 27)
 - L BRKT (see pg. 27)
 - C BRKT (see pg. 31)
- Finish: Plenum rated resin (black)

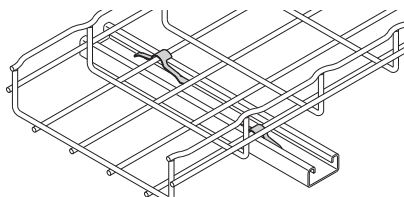
Part Number	Description	Qty./Box	Wt./Box	
			lbs.	kg
TOOLLESS CLIP	Toolless Hold-Down Clip	50	1.0	0.45



Strut Mounting Clip

- Use to secure Flextray to horizontal strut support
- Designed for use as shown in drawing (no load rating)
- Finish: Black Zinc Phosphate

Part Number	Description	Qty./Box	Wt./Box	
			lbs.	kg
BW4	Strut Mounting Clip	100	0.9	0.41



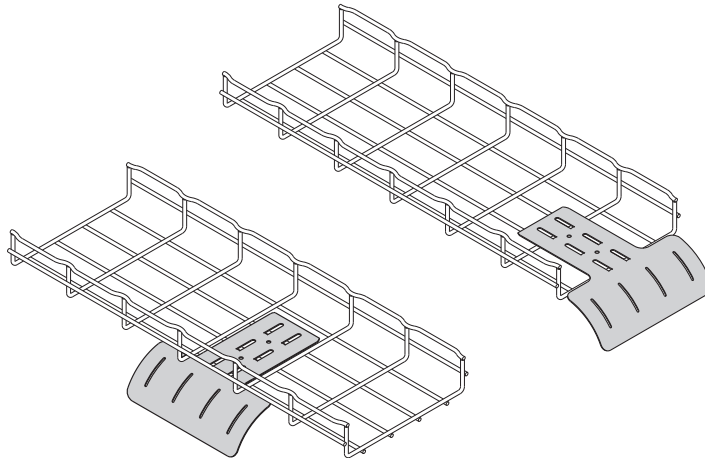
See page - 2 for finish information

Flextray™ - Accessories

Drop Out Fitting

Part Number	Description	Qty./Box	Wt./Box	
			lbs.	kg
DROP OUT__	Drop Out Fitting	1	0.5	0.22

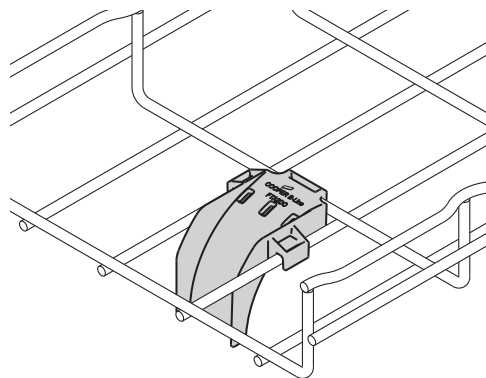
- Keeps cable radius secure at drop point
- For use with 4" (100mm) to 32" (800mm) wide trays
- Attaches to tray without hardware
- Drop outs can be attached at bottom, side or ends of tray
- Hold down tabs on bottom of drop out to secure tray (tabs not available on stainless steel drop out)
- Finishes __: **EG**, BLE



Cable Drop Out

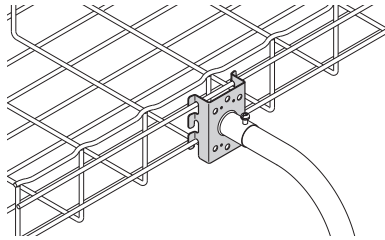
Part Number	Description	Qty./Box	Wt./Box	
			lbs.	kg
FTA2DO	Cable Drop Out	10	0.17	0.08

- Non-metallic 2" (50mm) radius Cable Drop-Out snap locks into mesh bottom and protects cables from sharp bend
- Material: Black Plenum-rated Plastic



Conduit Connector

- Conduit connector is designed to connect conduit to the side or bottom of Flextray
- Conduit bushing will remain outside of tray to keep cable pathway clear
- Bend tabs to secure connector to tray
- No hardware included
- Finishes __: **GLV**

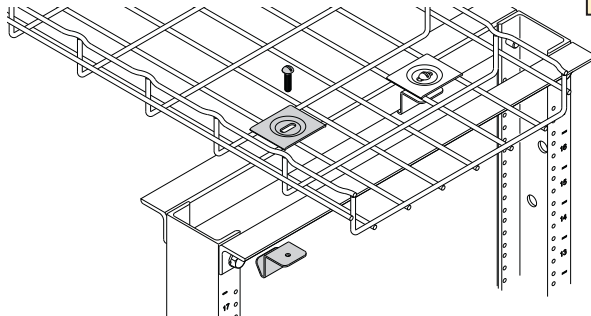


Part Number	Description	Qty./Box	Wt./Box	
			lbs.	kg
FTA050CC __	1/2" (15mm) Conduit Clip	4	0.8	0.36
FTA075CC __	3/4" (20mm) Conduit Clip	4	1.0	0.45
FTA100CC __	1" (25mm) Conduit Clip	4	1.9	0.86
FTA125CC __	1 1/4" (32mm) Conduit Clip	4	2.6	1.18



Rack Clamp

- Securely holds tray down to rack
- Installs without drilling
- Black-painted finish to match rack
- Finish __: **BLE**

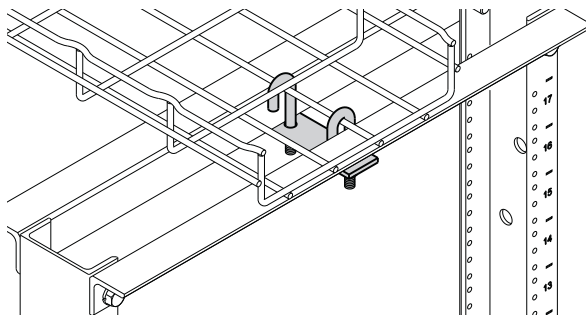


Part Number	Description	Qty./Box	Wt./Box	
			lbs.	kg
RACK CLAMP __	Rack Clamp	4	4.7	2.13



Adaptor Kit

- Adaptor kit includes all hardware necessary to connect Flextray system to top of relay rack at right angle or parallel position
- Finish __: **YZN (Yellow Zinc Chromate)**



Part Number	Description	Qty./Box	Wt./Box	
			lbs.	kg
SB2204 __	Adaptor Kit	1	0.37	0.17

Adaptor Kit includes:

- (1) - Mounting Plate
- (2) - 5/16"-18 x 2" "J"-Bolts
- (2) - HN 5/16"-18 Hex Nuts
- (2) - LW 5/16" Lock Washers



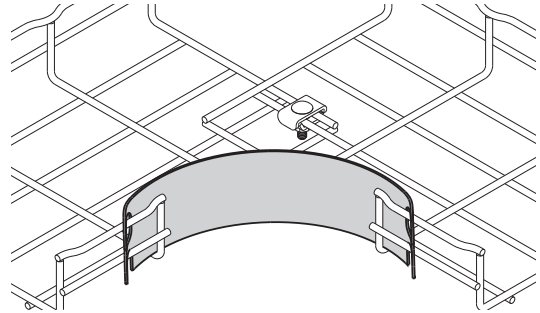
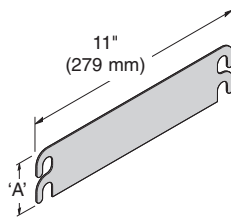
See page - 2 for finish information

Flextray™ - Accessories

Radius Shield

Part Number	Description		Qty./Box	Wt./Box	
	in.	mm		lbs.	kg
FTA2RS	2.5	63	20	7.2	3.2
FTA4RS	4.3	110	20	12.3	5.5
FTA6RS	5.9	150	20	21.6	9.8

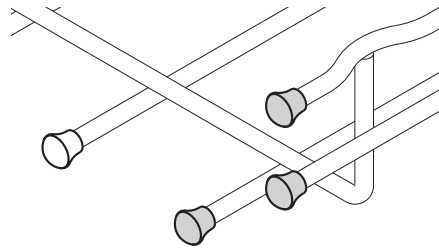
- Provides a smooth inside radius surface.
- No tools or fasteners needed to install.
- Sizes for 2", 4" & 6" deep Flextray; 90° horizontal bends, tees, and crosses.
- Installs in seconds. Simply hold in place and bend back tabs.
- Slick surface to reduce cable friction.
- Material: Black Polycarbonate



Rubber Cap

Part Number	Box Quantity	Wt. Per 100	
		lbs.	kg
B719EB	100	0.20	0.10

- Install on wire ends if required. Fits all wire diameters



Touch-Up Paint

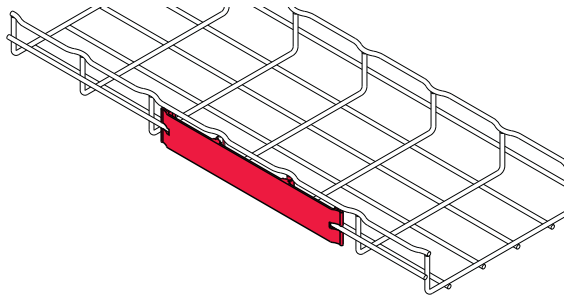
Part Number	Color	Box Quantity	Wt. Per Pc.	
			lbs.	kg
SB420ATG	Gray Lacquer	1	0.9	0.41
SB420AFB	Flat Black Lacquer	1	0.9	0.41
SB420ACW	Computer White Lacquer	1	0.9	0.41
B999	Silver Zinc-Rich Paint	1	0.9	0.41

- Size: 12 ounce aerosol can
- Cannot ship air freight

See page - 2 for finish information

Label Clip

- Clips easily into trays
- Use for identifying your cable pathways
- Can be used on all tray sizes
- Will not fit on side of 1 1/2" deep Flextray
- Finish: Non-plenum-rated resins

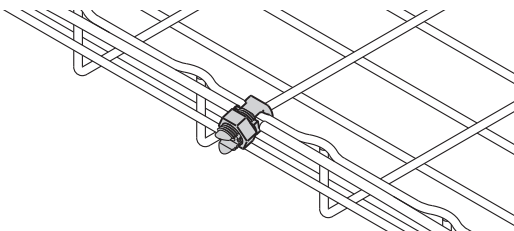


Part Number	Description	Qty./Box	Wt./Box	
			lbs.	kg
LABEL CLIP	10 1/2" (267mm) Long	10	0.6	0.27



Ground Bolt

- Attaches up to #1 ground wire to each tray section when separate ground wire is required
- Used for UL grounding compliance.
- When using color powder coated finish or paint, coating must be removed at the points of contact.
- Finish: Copper Plated

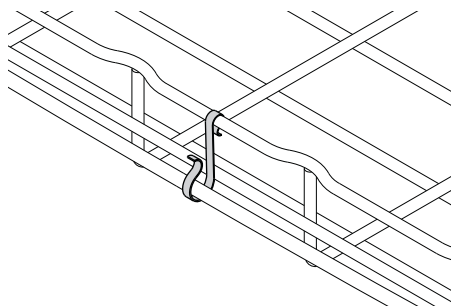


Part Number	Description	Qty./Box	Wt./Box	
			lbs.	kg
GROUND BOLT	Ground Bolt	1	0.11	0.05



Ground Wire Supports

- Supports ground wire along side of tray
- Can be used on all trays
- Finish __: Zinc Plated



Part Number	Description	Qty./Box	Wt./Box	
			lbs.	kg
GROUND SUPT GL	Ground Wire Support	100	0.6	0.27



See page - 2 for finish information

Flextray™ - Accessories

- Complete source of hardware for ceiling connections
- Available in stock
- Strut can be purchased in pre-cut lengths and various colors
- All hardware is zinc plated

Threaded Rod



Part Number	Size	Qty.	Wt./Qty.	
			lbs.	kg
ATR1/4x72	1/4" x 72" (1828mm)	1	0.7	0.31
ATR1/4x120	1/4" x 120" (3048mm)	1	1.2	0.54
ATR1/4x144	1/4" x 144" (3657mm)	1	1.4	0.63
ATR3/8x72	3/8" x 72" (1828mm)	1	1.7	0.77
ATR3/8x120	3/8" x 120" (3048mm)	1	2.9	1.31
ATR3/8x144	3/8" x 144" (3657mm)	1	3.5	1.58
ATR1/2x72	1/2" x 72" (1828mm)	1	3.2	1.45
ATR1/2x120	1/2" x 120" (3048mm)	1	5.4	2.45
ATR1/2x144	1/2" x 144" (3657mm)	1	6.5	2.95

Lock Washers



Part Number	Size	Qty.	Wt./Qty.	
			lbs.	kg
1/4LW	1/4"	200	0.6	0.27
3/8LW	3/8"	200	1.6	0.72
1/2LW	1/2"	200	2.0	0.91

Flat Washers



Part Number	Size	Qty.	Wt./Qty.	
			lbs.	kg
1/4FW	1/4"	200	1.2	0.54
3/8FW	3/8"	200	3.0	1.36
1/2FW	1/2"	200	6.6	2.99

Rod Couplings



Part Number	Size	Qty.	Wt./Qty.	
			lbs.	kg
B655-1/4	1/4"-20	50	2.0	0.91
B655-3/8	3/8"-16	50	5.5	2.49
B655-1/2	1/2"-13	50	6.0	2.72

Square Washers



Part Number	Hole Size	Qty.	Wt./Qty.	
			lbs.	kg
B201	7/16	50	6.0	2.72
B202	9/16	50	7.0	3.17

Hex Nuts



Part Number	Size	Qty.	Wt./Qty.	
			lbs.	kg
1/4HN	1/4"-20	100	0.6	0.27
3/8HN	3/8"-16	100	1.6	0.72
1/2HN	1/2"-13	100	4.3	1.95

Beam Clamps



Part Number	Size	Qty.	Wt./Qty.	
			lbs.	kg
B3036L-3/8	3/8"-16	100	60.0	27.2
B3036L-1/2	1/2"-13	100	140.0	63.5

See page - 2 for finish information

Beam Clamps



Part Number	Size	Qty.	Wt./Qty.	
			lbs.	kg
B444-1/4	1/4"-20	100	160	72.5
B444-3/8	3/8"-16	100	430	195.0
B444-1/2	1/2"-13	100	430	195.0

U-Bolt Clamps




Part Number	Size	Qty.	Wt./Qty.	
			lbs.	kg
B441-22	3/8"-16 x 3 3/8" long	100	160	72.5

Spring Nuts



Part Number	Thread Size	Qty.	Wt./Qty.	
			lbs.	kg
N224	1/4"-20	100	6.5	2.95
N228	3/8"-16	100	9.3	4.22
N225	1/2"-13	100	11.3	5.12

Bolted Framing



Part Number	Channel Size	Qty.	Wt./Qty.	
			lbs.	kg
B22SGALV120	1 5/8" x 120" - 12 ga.	1	6.0	2.72
B22SHGALV120	1 5/8" x 120" - 12 ga.	1	6.0	2.72
B56SGALV120	1 3/16" x 120" - 15 ga.	1	7.0	3.17
B56SHGALV120	1 3/16" x 120" - 15 ga.	1	6.0	2.72

Concrete Rapid Rod Hanger



Part Number	Rod Size	Shank Size	Qty.	Wt./Qty.	
				lbs.	kg
ARC-37-150	3/8"	1/4" x 1 1/2"	100	3.4	1.54

Wood Rapid Rod Hanger



Part Number	Rod Size	Shank Size	Qty.	Wt./Qty.	
				lbs.	kg
ARW-37-200	3/8"	1/4" x 2"	100	3.4	1.54
ARW-37-200SW	3/8"	1/4" x 2"	100	3.4	1.54

SW = Side Mount

Steel Rapid Rod Hanger



Part Number	Rod Size	Shank Size	Qty.	Wt./Qty.	
				lbs.	kg
ARS-37-150	3/8"	1/4" x 1 1/2"	100	3.4	1.54
ARS-37-150SW	3/8"	1/4" x 1"	100	3.4	1.54

SW = Side Mount

Sockets for Rapid Rod Hangers

Part Number	Hole Size	Qty.	Wt./Qty.	
			lbs.	kg
7187	Universal Steel & Wood Socket	1	4.5	2.04
7197	3/8" Concrete Socket	1	4.5	2.04

See page - 2 for finish information