

WALL-MOUNT SYSTEMS

Wall-Mount Racks, Cabinets & Accessories



Wall-Mount Racks - Hinged Swing Gate	Page 4-4
Wall-Mount Racks - Fixed Mount	Page 4-7
Wall-Mount Rack with Enclosure	Page 4-9
Wall-Mount Rack Accessories	Page 4-10
Cube-IT PLUS® Cabinet System	Page 4-11
ThinLine II Wall-Mount Cabinet	Page 4-16
Silver Frame Wall-Mount Cabinet	Page 4-18

WALL-MOUNT SYSTEMS

As telecommunications needs continue to grow and expand, the physical space in which they exist do not always grow at the same rate. Wall-Mount Systems overcome this hurdle by providing racks and cabinets that allow you to create locations for cables and equipment where space is limited or does not exist. Secure equipment on the wall inside or outside of the telecommunications room and connect remote groups of users to the network. CPI offers several styles and options of fixed and swing gate Wall-Mount Racks and Cabinets available as either open or enclosed systems.

Wall-Mount Open Systems feature:

- Mountable to wall or backboard
- Open architecture for airflow and easy access to cables
- Support of patch panels, shelves, trays and network equipment with roll-formed #12-24 tapped mounting holes
- 19" or 23" rack-mount width
- High-strength, lightweight aluminum construction (most models)
- Standard EIA-310-D hole pattern
- Fixed and swing-out designs for easier installation
- Offer up to 350 lb (158.8 kg) static load rating

Wall-Mount Enclosed Systems feature:

- Mountable to wall or backboard
- Enclosed with lockable doors for security and aesthetic appeal
- 19" rack-mount width
- Standard EIA-310-D hole pattern
- Fixed and swing-out designs for easier installation
- Wall-mounted, floor-supported cabinets offer up to 1000 lb (453.6 kg) static load rating

Open
Mounting

Wall-Mounted Products

Available in open and enclosed systems, wall-mounted racks and cabinets are an excellent choice to support equipment when floor space is limited or where a small group of users exist.

Open wall-mount racks present easy access to cables and equipment and offer both fixed and swing frames. Swing frames pivot open on one side to provide access to the rear of equipment and are used to support patch panels, while fixed frames hold more weight and are used for network routers and switches.

Enclosed
Mounting

Enclosed wall-mount cabinets provide added physical security and are available in vertical, hinged and floor-supported designs. Vertical cabinets hold equipment against the wall to minimize the depth of the cabinet. Use vertical cabinets to support a small group of network users. Hinged cabinets provide access to the front and the rear of equipment. The cabinet body is hinged near the wall and can swing open to access cable terminations and the rear of equipment. Floor-supported cabinets are also hinged, but the cabinet body is supported from the floor with casters. This type of cabinet can hold more weight than wall-mounted hinged cabinets and are used to replace a freestanding rack in small rooms where added equipment security is required.

Product Comparison

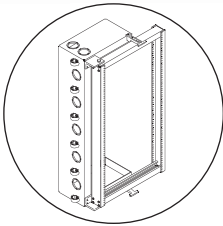
Open Systems		
Product	Purpose	Load Rating - lb (kg)
Universal Swing Gate Wall Rack <i>Page 4-4</i>	Feature rich, swing frame used to support network equipment for a medium size group of users	Up to 150 (68.0)
Standard Swing Gate Wall Rack <i>Page 4-5</i>	General use, swing frame used to support network equipment for a medium size group of users. UL Listed	Up to 150 (68.0)
EasySwing Wall-Mount Rack <i>Page 4-6</i>	Affordable, swing frame used to support network equipment for a small group of users. Ships pre-assembled	Up to 85 (38.6)
Heavy-Duty Wall-Mount Equipment Rack <i>Page 4-7</i>	Strong, fixed frame used to support network equipment for a medium size group of users and other heavy equipment	Up to 350 (158.8)
Fixed Wall-Mount Equipment Rack <i>Page 4-8</i>	Basic, fixed frame used to support network equipment for a small group of users. UL Listed	Up to 200 (90.7)
Enclosed Systems		
Cube-iT Plus® Wall-Mount Cabinet <i>Page 4-11</i>	Feature rich, hinged cabinet used to secure network connections for a medium size group of users. Five-inch deep rear panel allows conduit to terminate at back of cabinet. UL Listed	Up to 200 (90.7)
Cube-iT Plus® Floor-Supported Cabinet <i>Page 4-13</i>	Feature rich, hinged and floor-supported wall cabinet replaces floor supported network equipment in small equipment rooms	Up to 1000 (453.6)
ThinLine II Wall-Mount Cabinet <i>Page 4-16</i>	Space-saving cabinet used to secure network connections for a small group of users. Ideal for high-traffic areas	Up to 100 (45.4)
Silver Frame Wall-Mount Cabinet <i>Page 4-18</i>	Mid-level, hinged cabinet used to secure network connections for a medium size group of users	Up to 150 (68.0)



Universal Swing Gate Rack

This full-featured swing gate rack offers 150 lb (68.0 kg) load handling capacity, easy assembly and built-in cable management capabilities.

- Dual locking latches keep gate securely closed
- Improved cable management with nine cable pass-through ports and six Saf-T-Grip® reusable Velcro® strips
- Gate opens 180°, made of strong, lightweight aluminum
- Easy assembly using included instructions
- Universal 5/8"-5/8"-1/2" (15.9 mm -15.9 mm -12.7 mm) alternating mounting hole pattern drilled on both front and back sides
- Rack-mount spaces are marked and numbered
- (50) #12-24 mounting screws included. Black painted racks ship with black screws; other racks ship with zinc screws
- Supports 150 lb (68.0 kg) of equipment when securely mounted to wall



Universal Swing Gate Rack							
Part Number	Usable Dimensions			Overall Dimensions - in (mm)			Shipping Weight lb (kg)
	Height	Width	Depth	Height	Width	Depth	
11347-X19	20U	19"EIA	12 (300)	40.4 (1026)	22.1 (562)	12.8 (325)	24 (10.9)
11348-X19	20U	19"EIA	18 (457)	40.4 (1026)	22.1 (562)	18.8 (478)	29 (13.2)
11347-X23	20U	23"	12 (300)	40.4 (1026)	26.1 (663)	12.8 (325)	25 (11.3)
11348-X23	20U	23"	18 (457)	40.4 (1026)	26.1 (663)	18.8 (478)	30 (13.6)

X=color: 1=Gray, 2=Computer Beige, 5=Clear, 7=Black, E=Glacier White.



- Dual hinges open to right or left, stopping in 90° position
- EIA-310-D compliant
- Universal 5/8"-5/8"-1/2" (15.9 mm - 15.9 mm - 12.7 mm) alternating hole pattern
- Rack-mount spaces are marked and numbered
- Includes (50) #12-24 mounting screws. Black painted racks ship with black screws; other racks ship with zinc screws
- Supports 100 lb (45.4 kg) of equipment in the open and closed position when securely mounted
- Load capacity can be increased to 150 lb (68 kg) with optional Heavy Duty Swing Gate Kit
- Supports single-sided and double-sided shelves
- Ships partially assembled with installation hardware

Standard Swing Gate Wall Rack

The Standard Swing Gate Wall Rack provides easy access to the rear of equipment, making it the ideal choice for supporting patch panels and switches.

Standard Swing Gate Wall Rack							
Part Number	Usable Dimensions			Overall Dimensions - in (mm)			Shipping Weight lb (kg)
	Height	Width	Depth*	Height	Width	Depth	
11790-X12	13U	19"EIA	11 (280)	29.1 (739)	21.7 (551)	12.2 (310)	22 (10.0)
11790-X18	13U	19"EIA	17 (430)	29.1 (739)	21.7 (551)	18.2 (462)	24 (10.9)
11790-X25	13U	19"EIA	24 (610)	29.1 (739)	21.7 (551)	25.2 (640)	42 (19.1)
11791-X12	21U	19"EIA	11 (280)	43.1 (1095)	21.7 (551)	12.2 (310)	24 (10.9)
11791-X18	21U	19"EIA	17 (430)	43.1 (1095)	21.7 (551)	18.2 (462)	26 (11.8)
11791-X25	21U	19"EIA	24 (610)	43.1 (1095)	21.7 (551)	25.2 (640)	46 (20.9)
11807-X12	27U	19"EIA	11 (280)	53.6 (1361)	21.7 (551)	12.2 (310)	25 (11.3)
11807-X18	27U	19"EIA	17 (430)	53.6 (1361)	21.7 (551)	18.2 (462)	26 (11.8)
11807-X25	27U	19"EIA	24 (610)	53.6 (1361)	21.7 (551)	25.2 (640)	50 (22.7)
11792-X12	41U	19"EIA	11 (280)	78.1 (1984)	21.7 (551)	12.2 (310)	31 (14.1)
11792-X18	41U	19"EIA	17 (430)	78.1 (1984)	21.7 (551)	18.2 (462)	33 (15.0)
11792-X25	41U	19"EIA	24 (610)	78.1 (1984)	21.7 (551)	25.2 (640)	60 (27.2)
11793-X12	13U	23"	11 (280)	29.1 (739)	25.7 (653)	12.2 (310)	23 (10.4)
11793-X18	13U	23"	17 (430)	29.1 (739)	25.7 (653)	18.2 (462)	25 (11.3)
11793-X25	13U	23"	24 (610)	29.1 (739)	25.7 (653)	25.2 (640)	43 (19.5)
11794-X12	21U	23"	11 (280)	43.1 (1095)	25.7 (653)	12.2 (310)	25 (11.3)
11794-X18	21U	23"	17 (430)	43.1 (1095)	25.7 (653)	18.2 (462)	27 (12.2)
11794-X25	21U	23"	24 (610)	43.1 (1095)	25.7 (653)	25.2 (640)	47 (21.3)
11808-X12	27U	23"	11 (280)	53.6 (1361)	25.7 (653)	12.2 (310)	26 (11.8)
11808-X18	27U	23"	17 (430)	53.6 (1361)	25.7 (653)	18.2 (462)	28 (12.7)
11808-X25	27U	23"	24 (610)	53.6 (1361)	25.7 (653)	25.2 (640)	51 (23.1)
11795-X12	41U	23"	11 (280)	78.1 (1984)	25.7 (653)	12.2 (310)	32 (14.5)
11795-X18	41U	23"	17 (430)	78.1 (1984)	25.7 (653)	18.2 (462)	34 (15.4)
11795-X25	41U	23"	24 (610)	78.1 (1984)	25.7 (653)	25.2 (640)	61 (27.7)

X=color: 1=Gray, 2=Computer Beige, 5=Clear, 7=Black, E=Glacier White. Note: Usable Depth is reduced at the top and bottom U to 8" (200 mm) pm -X12; 12" (300 mm) on -X18; and 19" (462 mm) on -X25 racks.

Heavy Duty Swing Gate Kit

Increases the load bearing capacity of P/Ns (-X18) and (-X25) Standard Swing Gate Wall Racks to 150 lb (68 kg). Hardware included.



Part Number	Description	Shipping Weight lb (kg)
12795-X01	Two Brackets	4 (1.8)

X=color: 1=Gray, 2=Computer Beige, 5=Clear, 7=Black, E=Glacier White.



Ships flat

EasySwing Wall-Mount Rack

The EasySwing Wall-Mount Rack is a cost-effective 19" EIA swing gate rack for mounting network, communications and security equipment in a telecommunications or equipment room where floor space is limited.

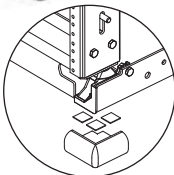
- Opens 180° to right or left, locking latch pin secures gate in closed position. Includes lanyard for attachment to rack
- 19" EIA threaded equipment mounting rails
- Includes reusable cable management straps
- Durable all-steel construction
- Ships fully assembled and flat; simply unfold and mount to wall
- Keyhole wall mounting holes with mounting template included on carton
- Includes (12) #12-24 equipment mounting screws. Order 1/4" installation hardware separately
- Supports 85 lb (38.6 kg) of equipment

Easy Swing Wall-Mount Rack							
Part Number	Usable Dimensions			Overall Dims - in (mm)			Shipping Weight lb (kg)
	Height	Width	Depth*	Height	Width	Depth	
13602-X08	11U	19"EIA	6.5 (165)	24.5 (622)	20.3 (516)	8.0 (204)	22 (10.0)
13602-X12	11U	19"EIA	10.5 (266)	24.5 (622)	20.3 (516)	12.0 (305)	24 (10.9)
13602-X18	11U	19"EIA	16.5 (419)	24.5 (622)	20.3 (516)	18.0 (457)	28 (12.7)
13602-X25	11U	19"EIA	23.5 (596)	24.5 (622)	20.3 (516)	25.0 (635)	34 (15.4)
13604-X08	19U	19"EIA	6.5 (165)	38.5 (978)	20.3 (516)	8.0 (204)	27 (12.2)
13604-X12	19U	19"EIA	10.5 (266)	38.5 (978)	20.3 (516)	12.0 (305)	29 (13.2)
13604-X18	19U	19"EIA	16.5 (419)	38.5 (978)	20.3 (516)	18.0 (457)	33 (15.0)
13604-X25	19U	19"EIA	23.5 (596)	38.5 (978)	20.3 (516)	25.0 (635)	38 (17.2)
13608-X12	26U	19"EIA	10.5 (266)	51.5 (1308)	20.3 (516)	12.0 (305)	33 (15.0)
13608-X18	26U	19"EIA	16.5 (419)	51.5 (1308)	20.3 (516)	18.0 (457)	37 (16.8)

X=color: 1=Gray, 2=Computer Beige, 5=Clear, 7=Black, E=Glacier White. Note: Usable Depth is reduced at the top and bottom 2U on -X08 and -X12 models and at the top and bottom 3U on -X18 and -X25 models. For planning purposes, reduce Useable Depth by 75% and 50% on the top and bottom 2U of -X08 and -X12 racks. Reduce Usable Depth by 80%, 50% and 25% on the top and bottom 3U of -X18 and -X25 racks.



Includes double-sided adhesive squares for easy installation



Corner Cushions

Since wall racks are elevated above the floor and extend away from the wall, bumping into the rack is a safety concern. Corner Cushions cover the exposed leading edges of racks for added protection.

- Flame retardant, non-toxic
- Foam design conforms to ASTM standards for safety surfacing material

Part Number	Description	Shipping Weight lb (kg)
12858-001	Corner Cushions, Set of 4	1 (0.5)



Heavy Duty Wall-Mount Equipment Rack

Use the Heavy Duty Wall-Mount Equipment Rack to hold up to 350 lb (158.8 kg). The 24" (610 mm) depth allows larger equipment to be wall-mounted. Quick and easy assembly has been engineered in to save you valuable installation time. Includes assembly hardware and mounting 1/4" x 2" lag bolts. Sold individually.

- 12-24 roll-formed threads on 5/8"-5/8"-1/2" (15.9 mm -15.9 mm -12.7 mm) spacing, both sides
- Rack-mount spaces are marked and numbered
- Made of high-strength, lightweight aluminum
- Includes (50) #12-24 mounting screws. Black painted racks ship with black screws; other racks ship with zinc screws
- Holds up to 350 lb (158.8 kg) when securely mounted to wall or backboard

Heavy Duty Wall-Mount Equipment Rack							
Part Number	Usable Dimensions			Overall Dims - in (mm)			Shipping Weight
	Height	Width	Depth	Height	Width	Depth	
15320-X18	20U	19"EIA	18 (457)	41.2 (1046)	23.0 (584)	18.0 (457)	22 (10.0)
15320-X24	20U	19"EIA	24 (610)	41.2 (1046)	23.0 (584)	24.0 (610)	27 (12.2)
15321-X18	40U	19"EIA	18 (457)	76.2 (1935)	23.0 (584)	18.0 (457)	28 (12.7)
15321-X24	40U	19"EIA	24 (610)	76.2 (1935)	23.0 (584)	24.0 (610)	32 (14.5)
15322-X18	20U	23"	18 (457)	41.2 (1046)	27.0 (686)	18.0 (457)	23 (10.4)
15322-X24	20U	23"	24 (610)	41.2 (1046)	27.0 (686)	24.0 (610)	29 (13.2)
15323-X18	40U	23"	18 (457)	76.2 (1935)	27.0 (686)	18.0 (457)	29 (13.2)
15323-X24	40U	23"	24 (610)	76.2 (1935)	27.0 (686)	24.0 (610)	34 (15.4)

X=color: 1=Gray, 2=Computer Beige, 5=Clear, 7=Black, E=Glacier White.

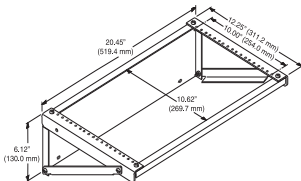



Extra-Capacity, Flush Mounted Wall Bracket

This rack is used to mount up to 6U of rack-mount equipment flush to the wall. Ideal for small or tight spaced installations. Supports 150 lb (68 kg). Mounting hardware not included. Made of strong, lightweight aluminum.

Part Number	Description H x W (in)
11754-X19	6U x 19 Wall Bracket

X=color: 1=Gray, 2=Computer Beige, 5=Clear, 7=Black, E=Glacier White.





Fixed Wall-Mount Equipment Rack

The Fixed Wall-Mount Equipment Rack is a sturdy platform for wall mounting equipment.

- EIA-310-D compliant equipment mounting system, punched with the Universal alternating 5/8"-5/8"-1/2"(15.9 mm -15.9 mm -12.7 mm) hole pattern
- Rack-mount spaces are marked and numbered, tapped with #12-24 roll-formed threads
- Includes (50) #12-24 equipment mounting screws. Black painted racks ship with black screws; other racks ship with zinc screws
- Supports single-sided and double-sided shelves
- Supports 200 lb (90.7 kg) of equipment when securely mounted to wall or backboard using all eight leg mounting holes

Fixed Wall-Mount Equipment Rack							
Part Number	Usable Dimensions			Overall Dims - in (mm)			Shipping Weight lb (kg)
	Height	Width	Depth	Height	Width	Depth	
11960-X06	13U	19"EIA	6 (150)	27.4 (696)	22.4 (569)	6.6 (168)	9 (4.1)
11960-X12	13U	19"EIA	12 (300)	27.4 (696)	22.4 (569)	12.6 (320)	12 (5.4)
11960-X18	13U	19"EIA	18 (457)	27.4 (696)	22.4 (569)	18.6 (472)	13 (5.9)
11961-X06	21U	19"EIA	6 (150)	41.4 (1052)	22.4 (569)	6.6 (168)	10 (4.5)
11961-X12	21U	19"EIA	12 (300)	41.4 (1052)	22.4 (569)	12.6 (320)	13 (5.9)
11961-X18	21U	19"EIA	18 (457)	41.4 (1052)	22.4 (569)	18.6 (472)	15 (6.8)
11962-X06	41U	19"EIA	6 (150)	76.4 (1941)	22.4 (569)	6.6 (168)	15 (6.8)
11962-X12	41U	19"EIA	12 (300)	76.4 (1941)	22.4 (569)	12.6 (320)	16 (7.3)
11962-X18	41U	19"EIA	18 (457)	76.4 (1941)	22.4 (569)	18.6 (472)	20 (9.1)
11963-X06	13U	23"	6 (150)	27.4 (696)	26.4 (671)	6.6 (168)	10 (4.5)
11963-X12	13U	23"	12 (300)	27.4 (696)	26.4 (671)	12.6 (320)	11 (5.0)
11963-X18	13U	23"	18 (457)	27.4 (696)	26.4 (671)	18.6 (472)	13 (5.9)
11964-X06	21U	23"	6 (150)	41.4 (1052)	26.4 (671)	6.6 (168)	11 (5.0)
11964-X12	21U	23"	12 (300)	41.4 (1052)	26.4 (671)	12.6 (320)	12 (5.4)
11964-X18	21U	23"	18 (457)	41.4 (1052)	26.4 (671)	18.6 (472)	15 (6.8)
11965-X06	41U	23"	6 (150)	76.4 (1941)	26.4 (671)	6.6 (168)	16 (7.3)
11965-X12	41U	23"	12 (300)	76.4 (1941)	26.4 (671)	12.6 (320)	17 (7.7)
11965-X18	41U	23"	18 (457)	76.4 (1941)	26.4 (671)	18.6 (472)	19 (8.6)

X=Color: 1=Gray, 2=Computer Beige, 5=Clear, 7=Black, E=Glacier White

Corner Cushions listed on Page 4-6.



Wall-Mount Rack With Enclosure

Enjoy the benefits of a wall-mount rack solution with the added protection and security of an enclosure at an attractive price. As always, CPI quality is built into this attractive, economical product. So, whenever floor space is at a premium and a full size rack is not required, use the CPI Wall-Mount Rack with Enclosure. Available in two sizes with aluminum or plexiglass doors. Ships fully assembled with mounting instructions and hardware.

Rack Features:

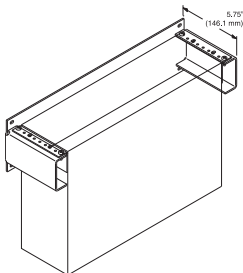
- Strong, lightweight aluminum construction provides maximum strength
- Includes wall-mounting 1/4" x 2" lag bolts and 50 #12-24 mounting screws. Black painted racks ship with black screws; other racks ship with zinc screws
- 19"EIA, Universal 5/8"-5/8"-1/2" (15.9 mm x 15.9 mm x 12.7 mm) hole pattern allows for a wide variety of mounting options
- Supports up to 200 lb (90.7 kg)

Enclosure Features:

- Strong, lightweight aluminum construction
- Vented top and bottom for optimum airflow
- Convenient cable access via removable two top and two bottom cable pass-through ports, 1.6" x 3.5" (41 mm x 89 mm)
- Lockable door is easily installed to open from left or right
- Optional Fan Kit available for 18"D (460 mm) enclosure

Wall-Mount Rack With Enclosure							
Part Number	Usable Dimensions			Overall Dims - in (mm)			Shipping Weight lb (kg)
	Height	Width	Depth	Height	Width	Depth	
12264-X16	12U	19"EIA	12 (300)	28.5 (724)	24.5 (622)	16.1 (409)	44 (20.0)
12324-X22	20U	19"EIA	18 (457)	42.1 (1069)	24.5 (622)	22.1 (561)	60 (27.2)
Includes Door With Tinted Plexiglass Window							
12265-X16	12U	19"EIA	12 (300)	28.5 (724)	24.5 (622)	16.1 (409)	44 (20.0)
12325-X22	20U	19"EIA	18 (457)	42.1 (1069)	24.5 (622)	22.1 (561)	60 (27.2)

X=color: 1=Gray, 2=Computer Beige, 7=Black.



Flush Mounted Wall Bracket

This bracket makes it easy to mount up to two 1U or a single 2U piece of rack-mount equipment (1U=1.75", 44.45 mm) flush to a wall. Ideal for small or tight spaced installations. Mounting hardware not included. Made of strong, lightweight aluminum.

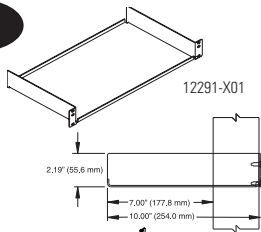
- Supports up to 75 lb (34 kg)

Note: This wall bracket is not rack-mountable.

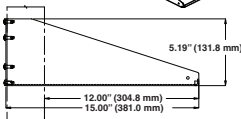
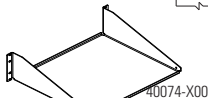
Part Number	
19" Rack	23" Rack
11583-X19	11583-X23

X=color: 1=Gray, 2=Computer Beige, 5=Clear, 7=Black, E=Glacier White

2U



3U



1U



See Section 1 for additional shelf options.
See Section 7 for additional power options.

Shelves

- 15" (380 mm) shelf mounts in 18"D (460 mm) racks only

Part Number	Description	Shipping Weight lb (kg)
10"D (250 mm) Shelf, H x W - in (mm)		
12291-X01	2U x 17.25 (438.2), Supports 40 lb (18.1 kg)	4 (1.8)
15"D (380 mm) Shelf, H x W - in (mm)		
40074-X00	3U x 17.25 (438.2), Supports 50 lb (22.7 kg)	6 (2.7)

X=Color: 1=Gray, 2=Computer Beige, 5=Clear, 7=Black, E=Glacier White

Fan/Filter Kit

Fan pressurizes enclosure, forcing warmer air out top vents. Fan is rated for 200 CFM and has an attached 5'6"L (1.6 m) power cord with NEMA 5-15P plug (37 dB noise level).

Part Number	Description	Shipping Weight lb (kg)
11755-003	200 CFM, 115 VAC, 50/60 Hz, NEMA 5-15P	3 (1.4)
11222-001	Replacement Filters, Set of 4	1 (0.5)

Power Strip

Streamlined, durable steel body is fitted with bracket for mounting.

- 17"L (430 mm), uses 1U, black
- Circuit breaker, six or eight outlets, non-surge or surge-protected, 10' (3 m) cord

Part Number	AMP	Plug Type	Outlets	Surge Protected
12816-701	15A	NEMA 5-15P	(8) 5-15R	No
12816-702	15A	NEMA L5-15P	(8) 5-15R	No
12816-703	15A	NEMA 5-15P	(6) 5-15R	Yes
12816-704	15A	NEMA L5-15P	(6) 5-15R	Yes
12816-705	20A	NEMA 5-20P	(8) 5-20R	No
12816-706	20A	NEMA L5-20P	(8) 5-20R	No
12816-707	20A	NEMA 5-20P	(6) 5-20R	Yes
12816-708	20A	NEMA L5-20P	(6) 5-20R	Yes



Wall-Mounted
Cube-iT Plus



Wall-Mounted, Floor-Supported
Cube-iT Plus Cabinet

CUBE-iT PLUS® Cabinet System

The patented Cube-iT Plus Cabinet System is a series of wall-mounted and floor-supported telecommunications enclosures designed to secure communications equipment for a cross connect. The cabinets are copper and fiber ready and feature easy access to the front or rear of the cabinet.

Both the wall-mounted and floor-supported cabinets share these features:

- Swing-out cabinet body enables easy access to the rear of installed equipment
- 5" D (130 mm) rear panel is pre-punched with knock-outs for 1/2", 3/4", 2-1/2" and 3" conduit, and has cable tie points and attachment points for accessory rack-mount brackets
- Cabinet body includes one pair of adjustable 19" EIA threaded equipment rails
- Cabinet body is vented. Vents will accept accessory fan
- Front door design incorporates rounded edges and corners to improve safety in public access spaces
- A locking front door and rear panel provide security
- Wide variety of accessories are available



Patented

CUBE-iT Wall-Mounted Cabinet Specifications

24"H, 36"H & 48"H Cabinets (610 mm, 910 mm & 1220 mm)



Wall-Mounted Cube-iT Plus

Only Wall-Mounted Cabinets are UL Listed.

- Patented hinge design allows the installer to remove the rear panel for easy installation
- For indoor use only, not for use in air-handling spaces
- Usable heights: 24"H (610 mm) = 12U; 36"H (910mm) = 18U; 48"H (1220 mm) = 26U
- Includes one pair of 19"W adjustable (front-to-rear) mounting rails with Universal 5/8"-5/8"-1/2" (15.9 mm-15.9 mm -12.7 mm) alternating hole pattern. EIA-310-D Compliant; front rails are threaded for #12-24 mounting screws
- Cable knockouts include: (4) 1/2" or 3/4", two on top, two on bottom; (8) 2-1/2" or 3", four on top, four on bottom; (4) edge-protection grommets are included for 3" knockouts
- Constructed of riveted and bolted steel with epoxy-polyester hybrid powder coat paint finish. Equipment mounting rails are aluminum
- Ships fully assembled with mounting hardware, 50 each #12-24 screws and installation template
- UL Listed to support up to 200 lb (90.7 kg)

Depths for Wall-Mounted Cabinet in (mm)				
Cabinet Depth	13 (330)	18 (460)	24 (610)	30 (760)
Cabinet Body Depth	7.2 (18)	12.2 (310)	18.2 (462)	24.2 (615)
Maximum Usable Depth	11.8 (300)	16.8 (427)	22.8 (579)	28.8 (732)

Wall-Mounted cabinet specifications located on next page.

24"H (610 mm) Cube-IT Plus - Wall Mounted					
Part Number & Color		Door Style	Width in (mm)	Depth in (mm)	Shipping Weight lb (kg)
Computer Beige	Black				
13265-224	13265-724	Metal Door	24 (610)	13 (330)	70 (31.8)
13275-224	13275-724	Plexiglass Door	24 (610)	13 (330)	67 (30.4)
11890-224	11890-724	Metal Door	24 (610)	18 (460)	78 (35.4)
11901-224	11901-724	Plexiglass Door	24 (610)	18 (460)	75 (34.0)
11840-224	11840-724	Metal Door	24 (610)	24 (610)	87 (39.5)
11900-224	11900-724	Plexiglass Door	24 (610)	24 (610)	84 (38.1)
11996-224	11996-724	Metal Door	24 (610)	30 (760)	97 (44.0)
12419-224	12419-724	Plexiglass Door	24 (610)	30 (760)	94 (42.6)
Extra Mounting Rails, 1 pair					
12787-524	L-Shaped, Threaded, 12U				3 (1.4)

36"H (910 mm) Cube-IT Plus - Wall Mounted					
Part Number & Color		Door Style	Width in (mm)	Depth in (mm)	Shipping Weight lb (kg)
Computer Beige	Black				
13265-236	13265-736	Metal Door	24 (610)	13 (330)	89 (40.4)
13275-236	13275-736	Plexiglass Door	24 (610)	13 (330)	83 (37.6)
11890-236	11890-736	Metal Door	24 (610)	18 (460)	99 (44.9)
11901-236	11901-736	Plexiglass Door	24 (610)	18 (460)	93 (42.2)
11840-236	11840-736	Metal Door	24 (610)	24 (610)	111 (50.3)
11900-236	11900-736	Plexiglass Door	24 (610)	24 (610)	105 (47.6)
11996-236	11996-736	Metal Door	24 (610)	30 (760)	124 (56.2)
12419-236	12419-736	Plexiglass Door	24 (610)	30 (760)	118 (53.5)
Extra Mounting Rails, 1 Pair					
12787-536	L-Shaped, Threaded, 18U				4 (1.8)

48"H (1220 mm) Cube-IT Plus - Wall Mounted					
Part Number & Color		Door Style	Width in (mm)	Depth in (mm)	Shipping Weight lb (kg)
Computer Beige	Black				
13265-248	13265-748	Metal Door	24 (610)	13 (330)	108 (49.0)
13275-248	13275-748	Plexiglass Door	24 (610)	13 (330)	101 (45.8)
11890-248	11890-748	Metal Door	24 (610)	18 (460)	121 (54.9)
11901-248	11901-748	Plexiglass Door	24 (610)	18 (460)	114 (51.7)
11840-248	11840-748	Metal Door	24 (610)	24 (610)	135 (61.2)
11900-248	11900-748	Plexiglass Door	24 (610)	24 (610)	128 (58.1)
11996-248	11996-748	Metal Door	24 (610)	30 (760)	151 (68.5)
12419-248	12419-748	Plexiglass Door	24 (610)	30 (760)	143 (64.9)
Extra Mounting Rails, 1 Pair					
12787-548	L-Shaped, Threaded, 26U				5 (2.3)

Floor-Mount Foot Kit		
13483-001	Foot Kit for 24"D (610 mm) & 30"D (760 mm) Cabinets Only	5 (2.3)

Note: Foot Kit allows front door and rear panel to open when cabinet is placed on the floor, shelf or other surface.



Wall-Mounted, Floor-Supported Cube-iT Plus Cabinet

CUBE-iT Wall-Mounted, Floor-Supported Cabinet Specifications

60"H & 72"H Cabinets (1520 mm & 1830 mm)

- Cabinet body features lockable front door and swing-out rear panel for easy equipment access; cabinet body is supported by an attached wheel base
- For indoor use only, not for use in air-handling spaces
- Usable heights: 60"H (1520 mm) = 33U; 72"H (1830 mm) = 40U
- Wheeled base adds an additional 6" (150 mm) to height
- Includes one pair of 19"W adjustable (front-to-rear) mounting rails with Universal 5/8"-5/8"-1/2" (15.9 mm -15.9 mm -12.7 mm) alternating hole pattern; EIA-310-D Compliant
- Includes cable management space for vertical cable manager accessory
- Cable knockouts include: (4) 1/2" or 3/4", two on top, two on bottom; (10) 2-1/2" or 3", five on top, five on bottom; (5) edge-protection grommets are included for 3" knockouts
- Constructed of riveted and bolted steel with epoxy-polyester hybrid powder coat paint finish; equipment mounting rails and supports are aluminum
- Ships fully assembled with mounting hardware
- Support up to 1000 lb (453.6 kg)

60"H (1520 mm) Cube-iT Plus - Wall Mounted & Floor-Supported

Part Number & Color		Door Style	Width in (mm)	Depth in (mm)	Shipping Weight lb (kg)
Computer Beige	Black				
13491-260	13491-760	Metal Door	27.3 (693)	18 (460)	201 (91.2)
13494-260	13494-760	Plexiglass Door	27.3 (693)	18 (460)	192 (87.1)
13492-260	13492-760	Metal Door	27.3 (693)	24 (610)	221 (100.2)
13495-260	13495-760	Plexiglass Door	27.3 (693)	24 (610)	212 (96.2)
13493-260	13493-760	Metal Door	27.3 (693)	30 (760)	246 (111.6)
13496-260	13496-760	Plexiglass Door	27.3 (693)	30 (760)	236 (107.0)
Extra Mounting Rails, 1 pair					
13276-260	13276-760	L-Shaped, Threaded, 33U			12 (5.4)

72"H (1830 mm) Cube-iT Plus - Wall Mounted & Floor-Supported

Part Number & Color		Door Style	Width in (mm)	Depth in (mm)	Shipping Weight lb (kg)
Computer Beige	Black				
13491-272	13491-772	Metal Door	27.3 (693)	18 (460)	224 (101.6)
13494-272	13494-772	Plexiglass Door	27.3 (693)	18 (460)	212 (96.2)
13492-272	13492-772	Metal Door	27.3 (693)	24 (610)	247 (112.0)
13495-272	13495-772	Plexiglass Door	27.3 (693)	24 (610)	235 (106.6)
13493-272	13493-772	Metal Door	27.3 (693)	30 (760)	274 (124.3)
13496-272	13496-772	Plexiglass Door	27.3 (693)	30 (760)	262 (118.8)
Extra Mounting Rails, 1 pair					
13276-272	13276-772	L-Shaped, Threaded, 40U			14 (6.4)

Depths for Wall-Mounted, Floor-Supported Cabinet – in (mm)

Cabinet Depth	18 (460)	24 (610)	30 (760)
Cabinet Body Depth	12.2 (310)	18.2 (462)	24.2 (615)
Maximum Usable Depth	16.8 (427)	22.8 (579)	28.8 (732)



12804-701



12805-X01



12803-701



13287-501



13288-501



Vertical Cable Managers listed here are for Cube-iT Plus Cabinets only.
13485-760; for 60"H (1520 mm)
13485-772; for 72"H (1830 mm)



11837-X01

Cube-iT PLUS® Accessories

Fan Kit

Attaches over the vents in the side of the Cube-iT Plus Cabinet. Draws air into the cabinet, pressurizing the cabinet and forcing warm air out of the side vents. Fan Filter Kit reduces dust and can be mounted internally for security or externally for convenience; filter kit and filters sold separately. Includes mounting hardware and cable ties. Available in 115 VAC, 50/60 Hz, 37 dB Fan with 5'L (1.5 m) attached power cord and NEMA 5-15 plug; and 230 VAC, 50/60 Hz, 37 dB Fan with 5'L (1.5 m) attached power cord and NEMA 6-15P plug.

Light

Light attaches to the bottom, top or side of cabinet and provides 8 Watts of fluorescent light with on/off switch. 115 VAC with 6' (1.8 m) attached power cord and NEMA 5-15P plug. 1U rack-mount version also available.

Termination Block Panel

Attaches to rear panel of Cube-iT Plus Cabinet. Supports six 110D-style 100-pair blocks or four 66-style blocks/H89D brackets. Clear finish.

Vertical Cable Manager

Vertical Cable Managers can be used in 60"H (1520 mm) and 72"H (1830 mm) cabinets only. Openings align with rack-mount units, 2.7"W x 5"D (69 mm x 130 mm) usable interior space. Adjusts front-to-rear within cabinet; fingers manage patch cords. Must be installed before rack-mount equipment.

Horizontal Wire Management Bar

Attaches to the rear of the equipment mounting rail to secure premise cables after termination on patch panels. Includes mounting hardware and 12 cable ties.

Part Number	Description	Shipping Weight lb (kg)
12804-701	Fan Kit, 100 CFM, 115 VAC, 50/60 Hz, NEMA 5-15P	4 (1.8)
12804-702	Fan Kit, 100 CFM, 230 VAC, 50/60 Hz, NEMA 6-15P	4 (1.8)
12805-X01	Filter Kit for Fan	4 (1.8)
12806-001	Filters for Fan, Box of 6	1 (0.5)
12803-701	Light	3 (1.4)
13287-501	Termination Block Panel 11.5 x 19 (292 x 480 mm), 66 Block	4 (1.8)
13288-501	Termination Block Panel 11.5 x 19 (292 x 480 mm), 110 Block	4 (1.8)
13485-760	Cable Manager for 60 (1520) Cabinet	9 (4.1)
13485-772	Cable Manager for 72 (1830) Cabinet	10 (4.5)
11837-X01	Horizontal Wire Management Bar	2 (0.9)

X=Color: 2=Computer Beige, 7=Black

Cube-iT PLUS® Accessories

3U



12796-501

45° Mounting Bracket

Attaches to rear panel to create a 3U x 19" EIA rack-mount space for patch panels. Includes installation hardware.

2U



13285-501

90° Mounting Bracket

Attaches to rear panel to create a 2U x 19" EIA vertical rack-mount space. Includes installation hardware.

2U



13286-501

Vertical Mounting Bracket

Attaches to the equipment mounting rail and creates a 2U x 19" EIA or 3U x 19" vertical rack-mount space. Includes installation hardware. Supports 75 lb (34 kg).

3U



13286-502

Power Strip

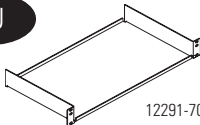
Attaches to the bottom, top or side; select straight or locking plug style. 115 VAC 15 Amp or 20 Amp, 8 outlets with 10'L (3 m) power cord and circuit breaker. Optional surge-protected models with 6 outlets. Includes bracket and installation hardware.

Shelves

Shelves mount in Cube-iT cabinets.

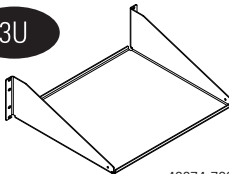


2U



12291-701

3U



40074-700



12820-701

Part Number	Description	Shipping Weight lb (kg)
12796-501	45° Mounting Bracket, 3U, 1 Pair, Clear	3 (1.4)
13285-501	90° Mounting Bracket, 2U, 1 Pair, Clear	3 (1.4)
13286-501	Vertical Mounting Bracket, 2U, 1 Pair, Clear	3 (1.4)
13286-502	Vertical Mounting Bracket, 3U, 1 Pair, Clear	3 (1.4)
12820-701	15 Amp Power Strip, NEMA 5-15P	4 (1.8)
12820-702	15 Amp Power Strip, NEMA L5-15P	4 (1.8)
12820-703	15 Amp Power Strip, Surge-Protected, NEMA 5-15P	4 (1.8)
12820-704	15 Amp Power Strip, Surge-Protected, NEMA L5-20P	4 (1.8)
12820-705	20 Amp Power Strip, NEMA 5-20P	4 (1.8)
12820-706	20 Amp Power Strip, NEMA L5-20P	4 (1.8)
12820-707	20 Amp Power Strip, Surge-Protected, NEMA 5-20P	4 (1.8)
12820-708	20 Amp Power Strip, Surge-Protected, NEMA L5-20P	4 (1.8)
12291-X01	10"D (250 mm) Shelf 2U x 17.25 (438.2), Holds 40 lb (18.1 kg)	4 (1.8)
40074-X00	15"D (380 mm) Shelf 3U x 17.25 (438.2), Holds 50 lb (22.7 kg)	6 (2.7)

X=Color: 1=Gray, 2=Computer Beige, 5=Clear, 7=Black, E=Glacier White.

Note: Surge-Protected power strips have 6 outlets; other power strips have 8 outlets.

ThinLine II Wall-Mount Cabinet

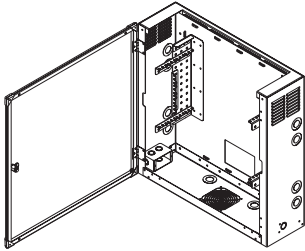
The space-saving ThinLine II safely secures 19" rack-mount network equipment with minimal intrusion into the room — perfect for tight areas and high-traffic places, such as classrooms and retail stores.

The ThinLine II maximizes interior space using a distinctive equipment mounting rail system. Individual rails can be easily rotated for horizontal or vertical mounting and then bolted into place making patch panel punchdown easier. The cabinet can hold a server, switch, horizontal cable manager, patch panel, fiber service loop and fiber-optic patch panel — with room to accommodate additional mounting needs.

An easy-to-remove top panel slides in and out of position (without tools) using a spring button release. In addition, the 26" H (660 mm) cabinet can be mounted so that the removable "top" panel becomes a side panel.

A 4" x 6" (100 mm x 150 mm) opening in the rear of the cabinet and knockouts sized 3/4" and 1-1/2" allow cable entry and exit. Multiple cable tie-down points in rear panel and included Saf-T-Grip® straps secure cables safely.

- Door features rounded edges and corners and can be mounted to open from either right or left
- Removable top panel provides direct access to equipment without disturbing other devices
- Multiple sets of knockouts allow flexibility in cable organization
- Louvers and fan accessory provide ventilation
- Cabinet includes a 2" x 4" (50 mm x 100 mm) junction box to hold an optional surge-suppressed duplex outlet, eliminating the need for a power strip
- Made of steel
- Ships fully assembled with mounting hardware
- Static load rating is 100 lb (45.4 kg)



ThinLine II can hold a server, switch, horizontal cable manager, patch panel, fiber service loop and fiber-optic patch panel — with room to accommodate additional mounting needs.

Part Number	Description H x W x D in (mm)	Shipping Weight lb (kg)
26" H (660 mm) ThinLine II		
13050-X11	26 x 26 x 5, 2U, (660 x 660 x 130)	47 (21.3)
13050-X12	26 x 26 x 8.5, 4U, (660 x 660 x 216)	54 (24.5)
13050-X13	26 x 26 x 12, 6U, (660 x 660 x 300)	60 (27.2)
36" H (910 mm) ThinLine II		
13050-X21	36 x 26 x 5, 2U, (910 x 660 x 130)	60 (27.2)
13050-X22	36 x 26 x 8.5, 4U, (910 x 660 x 216)	68 (30.8)
13050-X23	36 x 26 x 12, 6U, (910 x 660 x 300)	76 (34.5)

X=color: 1=Gray, Computer Beige, 7=Black

Fiber Slack Manager Panel



The Fiber Slack Manager Panel provides both fiber slack management and a mounting surface for a small fiber manager or fiber-optic patch panel. Secured under the outermost mounting units, the panel takes up no mounting space within the cabinet. It attaches to the cabinet with standard #12-24 rack screws (included in the ThinLine II Cabinet's hardware kit).

Part Number	Description	Color	Shipping Weight lb (kg)
12955-219	19" Rack-Mount	Computer Beige	2 (0.9)
12955-719	19" Rack-Mount	Black	2 (0.9)



Surge-Suppressed Duplex Receptacle

The cabinet can be easily configured with two surge-suppressed outlets, eliminating the need for a power strip. ThinLine II includes an electrical junction box that can be mounted on either side of the cabinet. A 1/2" or 3/4" knockout is provided.

Part Number	Description	Shipping Weight lb (kg)
12934-001	Receptacle, 125V, 15A	2 (0.9)



13051-001

Intelligent Fan Kit

The ThinLine II Intelligent Fan Kit uses a solid state temperature control to vary fan speed from an ultra quiet low speed at low air temperature through increasingly higher speeds as temperature rises.

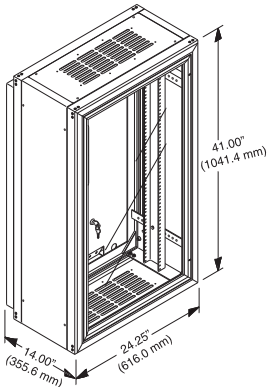
Part Number	Description	Shipping Weight lb (kg)
13051-001	115 VAC, 60 Hz, 4U/6U Cabinets	2 (0.9)
13051-002	115 VAC, 60 Hz, 2U Cabinet	2 (0.9)

13051-001 Intelligent Fan Specifications:

Minimum Fan Speed <i>(air temp 77° or less)</i>	Maximum Fan Speed <i>(air temp 104° or greater)</i>
65 CFM (Free Air)	120 CFM (Free Air)
34 dB (Noise Level)	51 dB (Noise Level)

13051-002 Intelligent Fan Specifications:

Minimum Fan Speed <i>(air temp 77° or less)</i>	Maximum Fan Speed <i>(air temp 113° or greater)</i>
36 CFM (Free Air)	49 CFM (Free Air)
28 dB (Noise Level)	33 dB (Noise Level)



Silver Frame Wall-Mount Cabinet

The Silver Frame Wall-Mount Cabinet provides an elegant and premium quality enclosure for protecting and securing your rack-mount equipment. Uses less space than conventional floor racks or enclosures. Unique dual-locking hinge design provides convenient front and rear access. With the 5.5" x 10.3" (140 mm x 262 mm) cable pass-through port in the center of the back panel, it is possible to route cable through the wall directly into the mounted cabinet for a more secure installation.

Rack-mounting surface depth is adjustable front to back 7-1/2" (191 mm) for 14" (360 mm) depth and 16-1/2" (419 mm) for 24" (610 mm) depth. 36" (910 mm) usable mounting height (20U). Universal 5/8"-5/8"-1/2" (15.9 mm -15.9 mm -12.7 mm) alternating hole pattern on both front and back sides.

- Unique dual locking hinge design
- Strong, lightweight aluminum construction
- 19" rack width
- Vented top and bottom for optimum airflow
- Adjustable rack-mounting surface
- Includes (50) #12-24 mounting screws. Black painted units ship with black screws; computer beige units ship with zinc screws
- Installation hardware included: 1/4" lag screw for backboard or stud mounting and Saf-T-Grip® Cable Management Straps for cable routing
- Ships fully assembled
- Supports up to 150 lb (68 kg)

Part Number	Description H x W x D in (mm)	Shipping Weight lb (kg)
Silver Frame Cabinet w/Smoked Plexiglass Doors		
11680-X19	41 x 24.3 x 14 (1040 x 617 x 360)	61 (27.7)
11685-X19	41 x 24.3 x 24 (1040 x 617 x 610)	71 (32.2)
Silver Frame Cabinet with Solid Metal Doors		
12680-X19	41 x 24.3 x 14 (1040 x 617 x 360)	61 (27.7)
12685-X19	41 x 24.3 x 24 (1040 x 617 x 610)	71 (32.2)

X=color: Computer Beige, 7=Black



Fan/Filter Kit

Fan pressurizes enclosure, forcing warmer air out top vents. Fan is rated for 200 CFM and has an attached 5'6" (1.6 m) power cord with NEMA 5-15P plug (37 dB noise level).

Part Number	Description	Shipping Weight lb (kg)
11755-003	200 CFM, 115 VAC, 50/60 Hz, NEMA 5-15P	3 (1.4)
11222-001	Replacement Filters, Set of 4	1 (0.5)