

QUADRARACK™ SERVER FRAME

KEY FEATURES

- Stability and strength of an enclosure in an open mounting system
- Provides easy access to equipment and cabling
- Quick assembly with one-piece top and bottom pan sets
- Easy to bay together to create multi-frame configurations
- Use with any CPI Cabling Section to manage cables
- Equipment mounting locations are marked on the mounting channels
- Square-punched mounting holes allow you to change equipment mounting hardware to meet the requirements of rack-mount server and data storage equipment
- Support large equipment on heavy-duty four-post fixed and sliding shelves

APPLICATIONS

- Use to support rack-mount server and data storage equipment in data centers or computer equipment rooms.
- Use with shelves to support large, heavy computer and data processing equipment.

RELATED ACCESSORIES

- Universal Horizontal Cable Manager
- Jumper Trays
- Fixed and Sliding Equipment Shelves
- LCD Monitor + Shelf
- Keyboard + Tray

USE WITH



- MCS Master Cabling Section
- CCS Combination Cabling Section
- VCS Vertical Cabling Section
- Global Vertical Cabling Section

QuadraRack™ Server Frame

Use with any CPI Cabling Section

Square-punched mounting holes

Adapt to server mounting screws



The QuadraRack™ Server Frame provides a sturdy, cost-effective solution for supporting rack-mount computer servers and data storage equipment in data centers, computer equipment rooms and other facilities. The QuadraRack offers the strength and stability of an enclosure in an open mounting system that provides easy access to equipment and cabling.

The QuadraRack Server Frame will support up to 1,000 lb of equipment. The corner posts are C-shaped equipment mounting channels that are fixed 29" apart to provide front and rear support for 19" rack-mount equipment or shelves. The channels surround and protect equipment. Each rack-mount space is marked on the channels making it easy to locate and position equipment. Mounting holes are square-punched allowing mounting hardware (cage nuts) to change to match equipment requirements.

The QuadraRack Server Frame can be used in combination with CPI Standard Racks (two-post racks), Cabling Sections (vertical cable managers) and overhead Cable Runway (ladder rack) to support a wide range of equipment storage applications. You can attach 12" wide and 18" wide CPI Cable Runway (ladder rack) directly to the top pan with J-bolts or a Cable Runway Elevation Kit. CPI Cabling Sections bolt directly to the side of the frame, and the base of the frame is punched for easy floor attachment.

See reverse for product specifications and ordering information. Please contact CPI Technical Support for configuration assistance.



CHATSWORTH PRODUCTS

+1-800-834-4969

techsupport@chatsworth.com
www.chatsworth.com

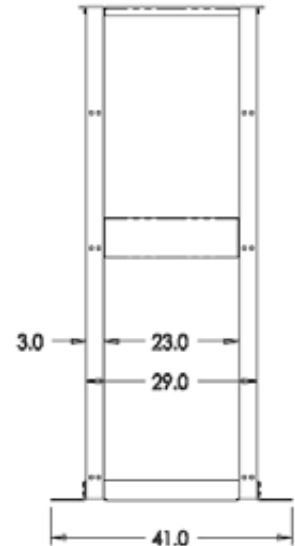
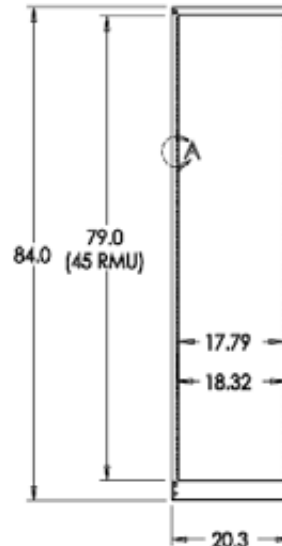

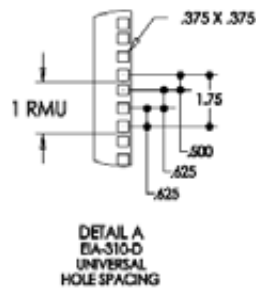
SPECIFICATIONS

- Four-post frame with square-punched mounting holes used to support 19" wide rack-mount computer server and data storage equipment and shelves
- For indoor use only, in environmentally controlled areas; may not be used outdoors, in industrial or harsh environments, or in plenum spaces
- Includes:
 - (1) top pan
 - (1) bottom pan
 - (4) mounting channels
 - (2) horizontal braces
 - (2) base angles
 - (2) top angles
 - Assembly hardware
 - Order cage nuts and installation hardware separately
- Available sizes: 20.3" W x 84" H x 41" D
- Usable equipment space: 19" W x 45U x 29" D
- Equipment Support:
 - Front and rear pairs of C-shaped equipment mounting channels
 - Fixed in place, 29" apart front-to-rear
 - 19" wide, EIA-310-D compliant hole pattern
 - 1-3/4" high rack-mount units (RMU)
 - Universal hole pattern, 5/8"-5/8"-1/2" vertical hole spacing
 - Square-punched .375" equipment mounting holes
 - RMU spaces are marked on the channels
- Load capacity: 1000 lb of equipment
- Certifications: 19"W, EIA-310-D compliant
- Material: Aluminum extrusion
Aluminum and steel sheet
- Construction: Bolted assembly
Ships unassembled
- Finish: Epoxy-polyester hybrid powder coat paint available in black, gray, computer beige or glacier white

Accessories:

- Cable Management: Use vertical and horizontal cable managers, sold separately
- Power Distribution: Use vertical and rack-mount power strips, sold separately
- Ground and bonding: Use rack-mount bus bars or ground terminal lugs, sold separately
- Seismic Bracing: Use CPI bracing kits, sold separately

DIMENSIONS



ORDERING INFORMATION

Part Number	Description H x W x D Height - ft (m), Depth - in (mm)	Shipping Weight lb (kg)
15053-X03	7 (2.1) x 19 x 29 (740), 45U	77 (34.9)

X=color: 1=Gray, 2=Computer Beige, 7=Black, E=Glacier White.

Square-Punched Hardware Kits (sold separately)

Part Number	Nominal Size	Package Of	Finish	Shipping Weight lb (kg)
12637-001	M-6	25	Gold Over Zinc	1 (0.5)
12638-001	10-32	25	Zinc	1 (0.5)
12639-001	12-24	25	Black	1 (0.5)



CHATSWORTH PRODUCTS