 Signature Solutions ...

Cabinet & Enclosure Systems



CHATSWORTH
PRODUCTS, INC.

Optimize.
Store.
Secure.



CPI Cabinets — Optimize. Store. Secure.

The cabinet platform on which your enterprise is built is just as critical as the equipment it stores. Utilizing a properly configured cabinet that is designed to fit your equipment and work with your data center's cooling system is crucial. As the leader in innovative storage solutions, CPI Cabinet and Enclosure Systems provide configurable solutions for storing multiple servers, switches and various pieces of computer equipment and offer remote user access monitoring, power distribution, enhanced thermal management and advanced cable management options to meet your growing enterprise needs.

CPI Cabinets feature:

- The ability to configure your own solution to meet data center and equipment requirements
- Options and accessories that can be pre-installed, reducing data center installation time
- Green energy-saving thermal management options and configurations
- Extensive cable management options and features that keep cables organized and make installation changes easy
- Industry leading performance standards like high static load ratings and shock pallet options
- Distinctive styling provides an attractive, uniform look in showplace data centers.

From Infinitely Configurable To Quick Availability – We’ve Got You Covered

Whether you are managing a communication closet, small computer room or a large high-density data center, CPI cabinets come in a wide variety of choices to meet all of your needs. From the highly flexible TeraFrame® Cabinet System with 612 frame sizes and infinite standard configurations to the cost effective GlobalFrame™ Cabinet System with 30 frame sizes, several ready for quick shipment to meet your scheduling needs.



Cabinet Specification Comparison:

Cabinet System	F-Series TeraFrame® Cabinet System	N-Series TeraFrame® Network Cabinet	F-Series TeraFrame® HD Cabinet System	GlobalFrame™ Cabinet System	M-Series MegaFrame® Cabinet System	C-Series SlimFrame® Cabinet System	E-Series ISP Co-Location Cabinet	Seismic Frame® Cabinet System
Heights (Rack-Mount Units)	24, 36, 42, 43, 44, 45, 46, 47, 48, 49, 50, 51	42, 43, 44, 45, 46, 47, 48, 49, 50, 51	42, 45, 47	42, 45, 48	25, 38, 42, 45	37, 40, 43	3 x 14	43
Frame Width	600 mm, 700 mm, 800 mm	800 mm	600 mm	600 mm, 750 mm, 800 mm	27.3", 31.3"	24"	27.3", 31.3"	27.3"
Frame Depth (no doors)	800 mm - 1200 mm, in 25 mm increments	950 mm - 1200 mm, in 25 mm increments	1075 mm, 1200 mm	800 mm, 1000 mm, 1050 mm, 1200 mm	26.1" (664 mm), 32.1" (816 mm), 38.1" (969 mm), 41.1" (1045 mm)	24" (610 mm), 32.1" (816 mm), 38.1" (969 mm)	32.1" (816 mm), 38.1" (969 mm)	38.1 (969 mm)"
Maximum Static Load	2,500 lb (1134 kg)	2,500 lb (1134 kg)	3,000 lb (1360 kg)	3,000 lb (1360 kg)	2,000 lb (907.2 kg)	2,000 lb (907.2 kg)	2,000 lb (907.2 kg)	800 lb (362.9 kg)
Colors	Black, Signature Blue, Glacier White, Steel Gray	Black, Signature Blue, Glacier White, Steel Gray	Black	Black	Black, White, Gray	Black, White, Gray	Black, White, Gray	Black, White, Gray



TeraFrame® Family of Cabinets

CPI's TeraFrame® Cabinet System is a premium cabinet solution for enterprise data center environments that offers the perfect solution for both present and future needs. The TeraFrame® Family of Cabinets are configurable solutions that allow you to choose the options and accessories that are best suited for your evolving data center so that you can personalize a cabinet to meet your specific thermal and cable management needs.

F-Series TeraFrame® Cabinet System for Server and Data Storage Equipment

The F-Series TeraFrame® Cabinet System has thermal management, network cable management, power distribution and fiber management options that are designed to support high-density server applications and easily adapt for future growth.

- Confidently deploy the latest servers and blade servers from IBM, HP, Dell and Cisco
- More sizes – metric footprint with 612 standard frame sizes (12 heights, three widths, 17 depths) and up to 51U to maximize space utilization
- More configurations – choose from several top panel, side panel and door styles to match specific airflow, security and aesthetic requirements
- More options - high-density thermal, cable and power management accessories for every cabinet
- Fully compatible with CPI Passive Cooling Solutions, Electronic Locking System (ELS), Remote Infrastructure Management System (RIM-600), and rack-mount Power Distribution Units
- Maximize cooling unit efficiency and significantly reduce data center cooling costs when used with CPI Passive Cooling® Solutions
- CPI can pre-install most accessories saving installation time
- Customize TeraFrame to meet special requirements



N-Series TeraFrame® Network Cabinet for Network Equipment

The N-Series TeraFrame® Network Cabinet is precisely engineered to combat thermal management challenges associated with network switches using side-to-side airflow. By employing CPI Passive Cooling® Solutions, the N-Series TeraFrame can manage high-density switches while maximizing the energy efficiency of your data center.

- Support network switches and directors from Cisco, Juniper Networks and Brocade
- Control side airflow from large modular network switches allowing deployment anywhere in the data center
- Provide required additional interior space for airflow and cable management
- Cisco tested and approved for use with Cisco Catalyst 6500E series, MDS 9500 series and Nexus 7000 series switches and directors
- Cable management accessories for pre-terminated fiber supports high-density switch connections and emerging 40- and 100-Gigabit Ethernet networks
- Matches F-Series styling and sizes for side-by-side use



F-Series TeraFrame® HD Cabinet System for System Integrators

CPI's F-Series TeraFrame® HD Cabinet is designed to ship fully loaded with equipment from an integrator's facility to a customer site. The HD Cabinet's heavy-duty frame, casters and rail supports have been tested and approved to support the additional load. A heavy-duty shock pallet and re-usable cushioned carton allows the cabinet to be reshipped after the equipment is loaded. Available with CPI Passive Cooling® thermal management accessories.

- Engineered to be shipped loaded with up to 3,000 lb (1360 kg) of installed equipment
- Allows integrators to deliver equipment pre-installed, cabled and ready for installation
- Reduce site installation time enabling roll-in, roll-out deployment
- Welded steel ramp provides a safe method for unloading the cabinet from the pallet upon arrival at the installation site
- Includes a shock pallet and re-usable cushioned carton for reshipping after equipment is loaded



GlobalFrame™ Family of Cabinets

CPI's GlobalFrame™ Cabinet System is an economical, highly adaptable storage solution available in 30 popular frame sizes, several are ready for quick shipment around the globe. Offering more sizes in a standard in-stock cabinet, the GlobalFrame also features a durable design that supports up to 3000 lb (1360 kg) of equipment. The GlobalFrame is unique compared to other standard cabinet solutions and offers a thermal solution with CPI Passive Cooling®. Front-to-rear (Standard) and front-to-top (Vertical Exhaust Duct) airflow configurations are available to meet the needs of today's data center and equipment rooms. Select the Vertical Exhaust Duct configuration with perforated metal front door and solid metal rear door to support front-to-top airflow and isolate hot exhaust air as it exits the cabinet.

- Select models and accessories are stocked for immediate availability
- More choices of industry-standard sizes and configurations to meet equipment and facility needs
- Thermal management options include perforated front and rear doors, top panels with large cable knockouts and optional side panels to support front-to-rear airflow for conventional hot aisle/cold aisle or enclosed aisle environments
- A pre-configured high-density solution is available and includes a Vertical Exhaust Duct and Bottom Panel to isolate and guide hot exhaust air out of the cabinet
- Optional shock pallet allows the standard cabinet to be shipped loaded with up to 2,000 lb (907.2 kg) of installed equipment



>> Cable Pass-Through Openings

In the mounting rails, convenient guide rails can be sealed to prevent bypass airflow. Available on 750 mm and 800 mm cabinets.



>> Split Side Panels

Two-piece design is easy to handle and remove, allowing quicker access to equipment.



>> Top Panel

Easily configure multi-sized cable ports/knockouts for your application then snap top panel into place - no tool required.

MegaFrame® Family of Cabinets

The MegaFrame Family features a lightweight aluminum frame and bolted construction, allowing the cabinet to be shipped partially assembled – ideal for job sites where access is limited. Partially assembled cabinets are easier to stage and move. Additionally, the MegaFrame include a vertical cable manager that is attached in the space between the frame and the side panel. The cable manager moves independent of the equipment mounting rails, providing added flexibility for mixed use applications. Co-location and seismic-rated models are also available.

- Ships fully assembled or knocked down for areas with small receiving docks or entryways
- Highly configurable to meet the needs of unique applications
- Up to 2,000 lb (907.2 kg) static load rating
- #12-24 tapped, square-punched or specialty mounting rails with rack-mount unit markings for fast equipment installation
- Integrated vertical cable management and additional interior space along the sides

M-Series MegaFrame® Cabinet System for Server Equipment

- Basic, mixed use equipment storage cabinets
- Wider footprint with additional interior space along both sides for additional cable management
- Lightweight aluminum and bolted construction allows cabinets to be shipped partially assembled

C-Series SlimFrame® Cabinet Systems for Server Equipment

- Basic, server storage cabinets
- Narrow 24"W (610 mm) footprint for use over raised access floors with 2' x 2' tiles
- Lightweight aluminum and bolted construction allows cabinets to be shipped partially assembled



E-Series ISP Co-Location Cabinet for Co-Location Facilities

- Multiple compartments allow several customers to share a single cabinet
- Each compartment has separate secure power and cable pathways
- Also useful in offices where tenants share telecommunications equipment rooms
- Individually keyed options

Seismic Frame® Cabinet for Seismic Environments

- Reinforced cabinet frame provides added protection for equipment against damage from seismic events
- Third-party tested and certified Zone 4 compliant per NEBS GR-63-CORE 4.4.1.1 requirements – an intense series of tests that simulate earthquake conditions under loaded conditions to verify performance of the cabinet
- Ships fully assembled. Bracing accessories are available for installed equipment, overhead cable runway and the cabinet to complete the seismic installation



Thermal Management – CPI Passive Cooling®

CPI Passive Cooling® Solutions allow you to control airflow through the cabinet and provide a complete separation of hot air and cold air. Increase equipment density by 50% and more effectively leverage existing heat exchange and economizer technologies to potentially realize up to 90% reduction in data center cooling costs and 40% on total data center energy costs.

- The Vertical Exhaust Duct guides hot exhaust air from the back of cabinets to an overhead drop ceiling or ductwork creating a closed hot air return pathway to air handlers, removing hot exhaust air from the room
- The Network Switch Exhaust Duct captures hot exhaust air from the side of large, modular network switches and guides the air out of the cabinet preventing re-circulation through equipment and allowing switches to be placed anywhere in the cabinet row
- Enclosed Aisle Solutions for cabinets are custom solutions that enclose the hot or cold aisles bound by two adjacent rows of cabinets to prevent the mixing of hot and cold air between aisles

Cable Management

CPI cable management solutions define specific pathways that organize and separate network, power and KVM cabling within the cabinet. There are specific cable managers for each cabinet system.

- All cabinets feature top panel cable access ports and support overhead cable pathways
- Fiber Management for TeraFrame Cabinet Systems to support high density 10/40/100-Gigabit Ethernet ready pre-terminated fiber in F-Series and N-Series Cabinets
- High density vertical pathways inside cabinets have capacity for Cat 6A and other cables that support 10-Gigabit Ethernet
- Vertical managers have T-shaped cable fingers and openings that align with each rack-mount unit space in the cabinet to organize cables by rack-mount units



Power Management

CPI power management solutions include a selection of rack-mount horizontal and vertical Power Distribution Units (PDUs) to distribute power to equipment in the cabinets. CPI rack-mount PDUs are grouped into four levels with progressive features as shown in the table.

- Network monitoring and remote power cycling
- Multiple meters for easy load balancing
- Support for increasing per cabinet power loads (60 Ampere, three-phase)
- Minimize space used by power – Vertical PDUs and 1U high-density PowerWedge
- Automatically measure and track per device power use with CPI's Scalable Enterprise Management Applications (SEMA) software



Included Features:	Basic PDU	Metered PDU	Monitored PDU	Controlled PDU
Tool-Less Mounting	•	•	•	•
Circuit Breakers	•	•	•	•
Digital Meters		•	•	•
Network Access			•	•
Temp/Humidity Sensor Port			•	•
SEMA Compatible			•	•
Controlled Outlets				•
Monitored Outlets				•

Environmental Monitoring

CPI's environmental monitoring solution, the Remote Infrastructure Management (RIM-600) System, automatically monitors and records temperature, humidity and other critical environmental conditions and can also be used to monitor power, cabinet access and IP video surveillance cameras from a single portal.

- A cabinet-based solution that is compatible with any cabinet
- Automatically measure and track temperature, humidity and other critical environmental conditions
- Set limits, be notified and take immediate action when issues arise
- Monitor environmental conditions, door open/closed status and IP surveillance cameras using a single interface



Enhanced Physical Security

CPI's Electronic Locking System (ELS) is a networked electronic locking solution allowing automated monitoring and remote administration of cabinet locks.

- Control access remotely
- A single software interface for all sites
- Add and remove access privileges quickly
- Automatically record all cabinet access attempts
- See immediate status of handles (opened/closed)



Select a CPI Cabinet

The best way to select a CPI cabinet that matches your exact needs is to configure the cabinet using CPI's on-line Product Configurator: www.chatsworth.com/configurator. The Configurator provides a step-by-step guide for selecting a specific cabinet and accessories and guarantees that selected items will be fully compatible. It allows you to save and share your configurations, creates a detailed bill of material and drawing of your cabinet, and assigns a single part number to your configuration for easy ordering. To get started, review the tables below to identify which cabinet system best matches your requirements, then log onto the Configurator to create your solution.

Cabinet Feature Comparison:

Cabinet System	F-Series TeraFrame® Cabinet System	N-Series TeraFrame® Network Cabinet	F-Series TeraFrame® HD Cabinet System	GlobalFrame™ Cabinet System	M-Series MegaFrame® Cabinet System	C-Series SlimFrame® Cabinet System	E-Series ISP Co-Location Cabinet	Seismic Frame® Cabinet System
Metric Footprint for International Use	•	•	•	•				
Fits Over Raised Floor Tiles to Maximize Space Utilization	•		•	•		•		
Perforated Front and Rear Doors Support Front-to-Rear Airflow for Servers	•		•	•	•	•	•	•
Optional Side-Mounted Duct Supports Side-to-Side Airflow for Network Servers		•						
Optional Top-Mounted Duct Supports Front-To-Top Airflow for High-Density CPI Passive Cooling®	•		•	•				
Optional Top-Mounted Fans				•	•	•	•	•
Optional Door Mounted Fans					•	•	•	
Cabinet Doors Have Swing Handle Latches	•	•	•	•				
Door Latches Upgrade to Electronic Locking System	•	•						
Cabinet Ships Partially Assembled for Easier Movement and Staging					•	•	•	
Shock Pallet Option Allows the Cabinet To Be Shipped with Equipment Installed			•	•				

Optional Compatible Accessories:

Cabinet System	F-Series TeraFrame® Cabinet System	N-Series TeraFrame® Network Cabinet	F-Series TeraFrame® HD Cabinet System	GlobalFrame™ Cabinet System	M-Series MegaFrame® Cabinet System	C-Series SlimFrame® Cabinet System	E-Series ISP Co-Location Cabinet	Seismic Frame® Cabinet System
CPI Passive Cooling Solutions, Vertical Exhaust Duct	•		•	•				
CPI Passive Cooling Solutions, Network Switch Exhaust Duct		•						
Cable Management for Pre-Terminated fiber	•	•						
Cable Managers with T-Shaped Cable Fingers to separate Cables by Rack Mount Unit	•	•	•	•	•			
Full Height Power Manager to Support Vertical PDUs	•	•	•	•				
Compatible with RIM-600	•	•	•	•	•	•	•	•
Compatible with Electronic Locking System	•	•						

Helping You Achieve Optimum Results

CPI Configuration Tools and Planning Assistance

CPI offers the tools and assistance needed to help you develop high performance, enterprise data center designs that tightly integrate standard or customized CPI Products into a total design approach, delivering dramatically lower operating costs and data center optimization.

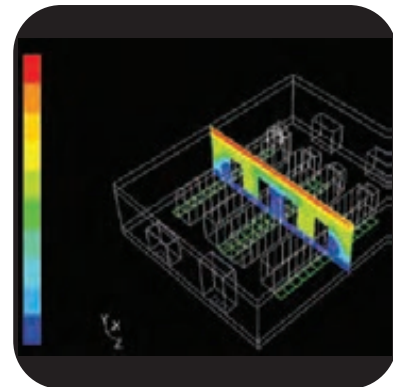
- Design and Consultation Services – Highly trained, CPI experts are available to evaluate and determine your solution needs and assist in developing collaborative designs unique to your data center environment.
- Field Expert Site Visits – CPI field experts can meet with you on-site to evaluate your requirements and discuss product and solution options.
- Computational Fluid Dynamics (CFD) Analysis – Using state-of-the-art three-dimensional software, CPI provides simulation and analysis of your data center's airflow and temperature patterns.
- CPI PUE Calculator™ – Determine your potential data center cost savings when combining CPI Passive Cooling Solutions with today's most effective cooling strategies using the CPI PUE Calculator. Visit www.chatsworth.com/pue-calculator.
- AutoCAD Plan and Elevation Drawings – For customers using AutoCAD to design layouts, CPI supplies CAD Shapes of popular CPI Products featuring top, front, side and isometric views.
- Product Configurator – CPI's easy-to-use online Product Configurator guides you through the steps and selections necessary to create personalized data center solutions. Choose from a variety of options and accessories that can be integrated directly into Cabinet Systems, simplifying data center installation. Receive a complete itemized bill of material, total list price, rendered drawings and a selection of distributors or global resellers for your configured solution. Visit www.chatsworth.com/configurator.
- Customized Solution – CPI will work with you to achieve a solution that fits your exact data center and equipment needs. If we do not already make the perfect solution, we will work with you to design exactly what you need.




Log on to the CPI Product Configurator



Expert Design, Consultation and Customer Service



Computational Fluid Dynamics (CFD) Model



Determine Potential Cost Savings

For additional CPI configuration tools and planning assistance opportunities visit www.chatsworth.com/designtools or contact us at 800-834-4969.

CPI Locations

USA

Corporate Office
Westlake Village, CA
818-735-6100

Chatsworth, CA Operations
818-882-8595

Georgetown, TX Operations
512-863-7800

New Bern, NC Operations
252-514-2779

Caribbean & Latin America

Mexico City, Mexico
+52 55 5203-7525
Toll Free 01-800-201-7592

Europe

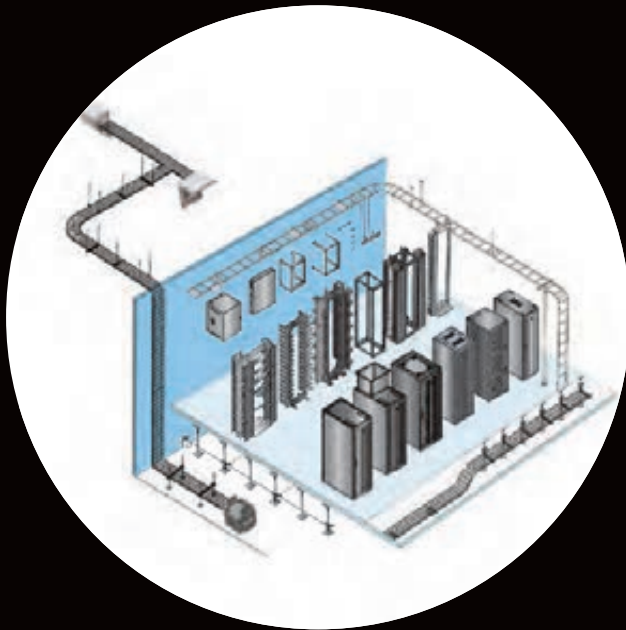
Buckinghamshire, England
+44-1628-524-834

Asia Pacific

Pudong, Shanghai, China
+86-21-6880-0266

Middle East & Africa

Dubai, United Arab Emirates
+971-4-2602125



The CPI Total Solution Includes:

- Equipment Support
- Cable Management
- Cable Pathways
- Grounding & Bonding
- Security & Monitoring
- Thermal Management
- Power Distribution
- Seismic Bracing

Find more information about CPI Cabinet Systems at
www.chatsworth.com/cabinets

+1-800-834-4969 (U.S. & Canada)
or techsupport@chatsworth.com



**CHATSWORTH
PRODUCTS, INC.**



While every effort has been made to ensure the accuracy of all information, CPI does not accept liability for any errors or omissions and reserves the right to change information and descriptions of listed services and products.
©2010 Chatsworth Products, Inc. All rights reserved. CPI, CPI Passive Cooling, MegaFrame, Saf-T-Grip, Seismic Frame, SlimFrame, TeraFrame, Cube-IT Plus, Evolution, OnTrac, and QuadraRack are federally registered trademarks of Chatsworth Products, Inc. GlobalFrame, Simply Efficient and Velocity are trademarks of Chatsworth Products, Inc. All other trademarks belong to their respective companies. Rev.2 11/10 MKT-00020-242