

NEW!



Model NV-EC1701 EoC Ethernet over Coax Transceiver with PoE, PoE+, or High Power PoE



Features:

- Transmit 10/100 BaseT Full Duplex Ethernet up to 8,000ft (2,500m) or more* over RG-59/U
- 56 VDC is distributed over the coax to all connected equipment. Powers PoE, PoE+, or High Power PoE cameras (or other PoE devices), up to 50 watts*
- One EoC transceiver at the network-end can support multiple* remote transceivers/IP cameras using the NV-EC4BNC adaptor/splitter
- Up to four transceivers can be rack mounted on an NV-RMEC16 Rack Mount Tray Kit, connecting up to 16 cameras
- Easy configuration, no PC required
- Transparently supports all networking protocols (UDP, TCP/IP, HTTP, Multicast with IGMP, etc.)
- Advanced 128-bit AES encrypted transmission and PoE+ power technology
- Built-in transient protection; Industrial temperature range
- Available in 1-4 Camera System Kits
- Limited lifetime warranty

The NVT Model NV-EC1701 Ethernet over Coax EoC Transceiver is a compact media converter that allows 10/100 BaseT Ethernet and PoE+ power to be transmitted using coax cable. These devices are often used in legacy installations where existing cable is re-deployed as part of an upgrade to IP cameras. 56 VDC class 2 power is delivered to one transceiver, which distributes it to multiple* remote transceivers, and their PoE, PoE+, or High Power PoE cameras*.

These transceivers are extremely simple to use, with no IP or MAC addressing required. Status LEDs indicate power and link connectivity/activity for RJ45 and BNC ports. They are backed by NVT's award winning customer support and limited lifetime warranty.

* Distance and number of devices supported may lower due to power supply capacity and wire voltage-drop. See Wire Distance Chart on page 5 & 6.

Network Video Technologies
4005 Bohannon Drive • Menlo Park, CA 94025 • USA
(+1) 650.462.8100 • FAX (+1) 650.326.1940
nvt.com • www.nvt.com/email



Model NV-EC1701 EoC Ethernet over Coax Transceiver with PoE, PoE+, or High Power PoE

Technical Specifications

RJ45 ETHERNET INTERFACE

Connectivity: RJ45, auto-crossover
 Wire type: 4-pair Cat5 or better
 Distance: up to 328ft (100m)
 Speed: 10/100 Base T, half/full duplex, auto-negotiation auto MDI/MDIX cross-over
 Latency: 3mS

Data throughput: 90Mbps ±10% useable bandwidth per network
 Example: Four megapixel cameras, all sharing one coax network, each sending 20Mbps video stream(s).

Power Output: This Power Sourcing Equipment (PSE) supports Powered Devices (PDs) that are compatible with IEEE 802.3af/at, or PDs that draw up to 50 watts*. For maximum power/distance, 56 VDC appears on all eight RJ45 pins, and are current protected and transient-protected.

POWER CONSUMPTION:

Connectivity: 3.0 W @ 10 to 56 VDC
 Total system consumption: = total consumption of transceivers
 + total consumption of PDs (IP cameras)
 + total power dissipated in the wire

COAX BUILDING WIRING INTERFACE

Connectivity: BNC, RG-59/U or similar
 One control room EoC transceiver may support multiple* remote EoC transceivers
 Impedance: 25 to 100Ω
 Distance: see page 6
 Transmission technology: OFDM, 128-bit AES encryption

*IMPORTANT NOTE:

Distance will often be shorter due to power delivery voltage-drop on the wire. See Maximum Per-Camera Wire Distance Chart on page 5. Power supplies may be used simultaneously at more than one EoC Transceiver.


LED STATUS INDICATORS

Power: Blue "Power On"
 BNC Interface: Green "Link"
 RJ45 Interface: Green "Link"

Transceiver dimensions: 4.10 in (104mm) long
 (excluding connectors) 1.57 in (40mm) high
 1.65 in (42mm) wide
 Transceiver weight: 5.1oz (145g)
 Operating and storage temperature: -40°F to 185°F (-40°C to +85°C)
 Transient Immunity: 5x20μS 3000A, 6000V ESD 20KV, 200pF

POWER SUPPLY

Power supplies are external inline, with an IEC380-C14 power inlet and 6ft (1.8m) line-cord. Input voltage is 100 ~240VAC 50-60Hz. A molded P1J 5.5mm barrel connector provides Class 2 (SELV) regulated output with one of these three ratings:

 + 56VDC 60W
 + 56VDC 90W

Use only the power cord provided with the unit or equivalent UL approved type SPT-2, SVT, or SJT, 18/3 AWG 100~240VAC, 1A 60°C Max. 15ft (4.5m) long. One end with IEC380-C13 appliance coupler and the other end with NEMA 1015P or equivalent for your country.

60W power supply body dimensions: 4.90 in (125mm) long:
 1.25 in (32mm) high
 2.00 in (50mm) wide

60W power supply weight: 10.6oz (300g)
 1.25 in (32mm) high
 2.36 in (60mm) wide

Power cord weight: 5.5oz (156g)

90W power supply body dimensions: 5.70 in (145mm) long

Power supply operating temperature: -22°F to 122°F (-30°C to +50°C)
 20 to 85% RH non-condensing

Power supply storage temperature: -40°F to 185°F (-40°C to +85°C)
 0 to 95% RH non-condensing

Transient Immunity: 5x20μS 3000A, 6000V ESD 20KV, 200pF

REGULATORY



UL Listed to IEC/UL 60950-1 Complies with FCC part 15B limits

Specifications subject to change without notice.

MECHANICAL

Network Video Technologies
 4005 Bohannon Drive • Menlo Park, CA 94025 • USA
 (+1) 650.462.8100 • FAX (+1) 650.326.1940
 nvt.com • www.nvt.com/email



Model NV-EC1701 EoC Ethernet over Coax Transceiver with PoE, PoE+, or High Power PoE

Product and Accessories

NV-EC1701: Single transceiver only, no power supply



NV-PS56-60W: 56VDC power supply, 60 watts with IEC line cord



NV-PS56-90W: 56VDC power supply, 90 watts with IEC line cord



NV-BNCT: BNC "T" adaptor



NV-EC4BNC: 1:4 BNC splitter adaptor



NV-PC4PR: RJ45 Patch Cord, 4-pair 3' (1m) Grey



NV-DPSC4: Detachable Power Supply Cord Splitter 1:4 2ft



NV-RMEC16: Rack mounting chassis, 19" x 1U holds up to 4 NV-EC1701 transceivers plus power supplies. Includes NV-DPSC4 Power Cord Splitter (Transceivers and 48/56 VAC, 60 Watt power supplies not included)



NV-RMEC16-90: Rack mounting chassis, 19" x 1U holds up to 4 NV-EC1701 transceivers plus power supplies. Includes NV-DPSC4 Power Cord Splitter (Transceivers and 56 VAC, 90 Watt power supplies not included)

Network Video Technologies
4005 Bohannon Drive • Menlo Park, CA 94025 • USA
(+1) 650.462.8100 • FAX (+1) 650.326.1940
nvt.com • www.nvt.com/email



Model NV-EC1701 EoC Ethernet over Coax Transceiver with PoE, PoE+, or High Power PoE

Product Kits

Single EoC Transmission System

- NV-EC1701-KIT1: 2 NV-EC1701 Transceivers
- 1 NV-PS56-60W Power Supply with IEC line cord
- 2 NV-PC4PR patch-cord



Dual EoC Transmission System

- NV-EC1701-KIT2: 3 NV-EC1701 Transceivers
- 1 NV-PS56-60W Power Supply with IEC line cord
- 1 NV-BNCT BNC "T" Adaptor
- 3 NV-PC4PR patch-cord



Triple EoC Transmission System

- NV-EC1701-KIT3: 4 NV-EC1701 Transceivers
- 1 NV-PS56-60W Power Supply with IEC line cord
- 1 NV-EC4BNC 1:4 BNC splitter adaptor
- 4 NV-PC4PR patch-cord



Quadruple EoC Transmission System

- NV-EC1701-KIT4: 5 NV-EC1701 Transceivers
- 1 NV-PS56-60W Power Supply with IEC line cord
- 1 NV-EC4BNC 1:4 BNC splitter adaptor
- 5 NV-PC4PR patch-cord



Network Video Technologies
4005 Bohannon Drive • Menlo Park, CA 94025 • USA
(+1) 650.462.8100 • FAX (+1) 650.326.1940
nvt.com • www.nvt.com/email



Model NV-EC1701 EoC Ethernet over Coax Transceiver with PoE, PoE+, or High Power PoE

Wire Type and Power Distance Capacity

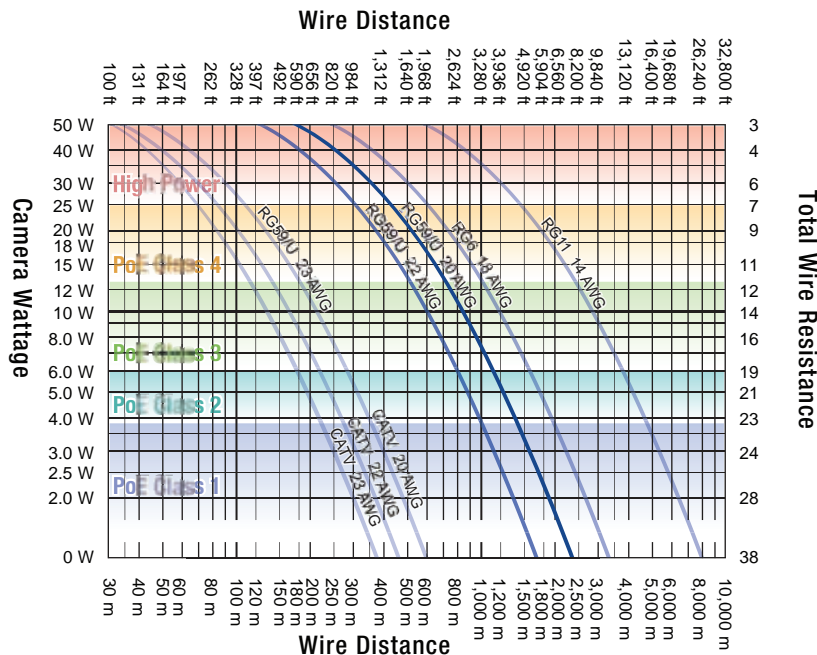
The distance capability of wire is dependant on its ability to deliver DC power, and separately, to deliver high-frequency data signals.

The graph below shows maximum power delivery when using a 56V power supply. If you are not delivering power to your camera (or other remote device), then this graph does not apply. The graph on the next page shows the maximum data delivery rate.

[A Distance Calculator can be found at www.nvt.com.](http://www.nvt.com)

PoE devices require a minimum of 43V to operate. With a 56V supply, we have 13V of allowable voltage drop on the wire. The voltage will dip in proportion to the remote (camera) load. The graph below shows what what PoE power distances are supported for various loads and wire types.

- Start with the camera wattage at the left. Sometimes IP cameras are listed as to their PoE Class rather than wattage. If this is the case, use the colored classes instead.
- Now read over to the right until you find your kind of wire. Then look up (feet) or down (meters) to find your maximum wire distance.
- Now read over to the right until you find your kind of wire. Then look up (feet) or down (meters) to find your maximum wire distance.



Network Video Technologies
 4005 Bohannon Drive • Menlo Park, CA 94025 • USA
 (+1) 650.462.8100 • 800.959.9870 • FAX (+1) 650.326.1940
 nvt.com • info@nvt.com

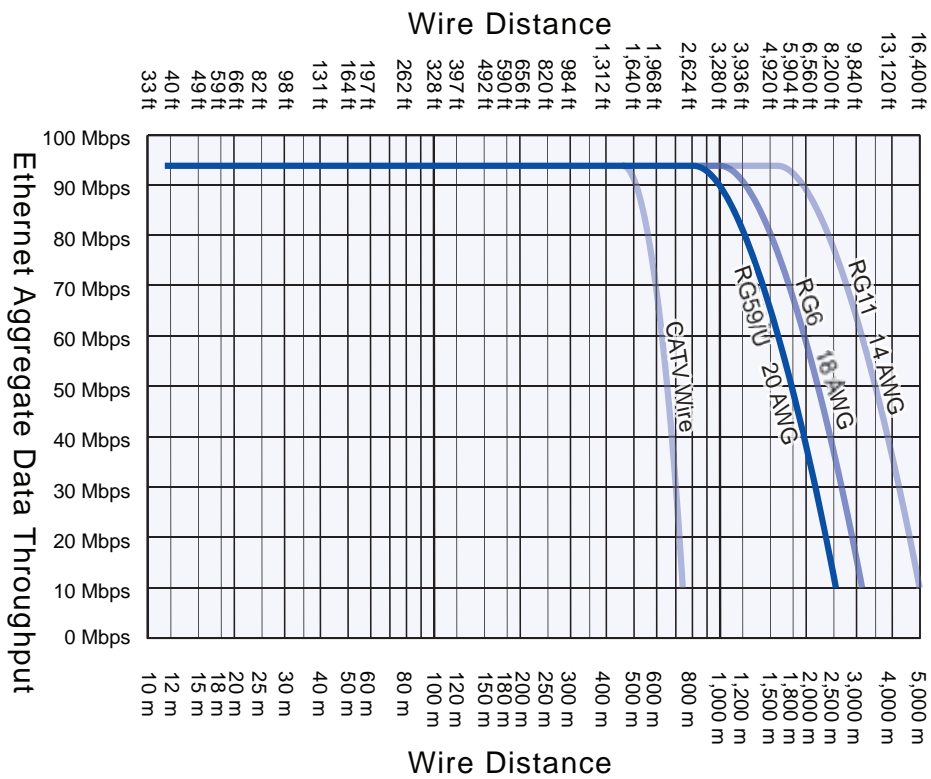


Model NV-EC1701 EoC Ethernet over Coax Transceiver with PoE, PoE+, or High Power PoE

Wire Type and Data Distance Capacity

There are a wide variety of wire qualities, from copper-plated steel at the low end (CATV wire) to high performance low-loss pure copper. The graph below will help you determine your data throughput as a function of wire type and distance.

A [Distance Calculator](http://www.nvt.com) can be found at www.nvt.com.



Network Video Technologies
 4005 Bohannon Drive • Menlo Park, CA 94025 • USA
 (+1) 650.462.8100 • FAX (+1) 650.326.1940
 nvt.com • www.nvt.com/email