

rayLUX 50

HIGH POWER PoE

WHITE-LIGHT PRODUCT RANGE

The RAYLUX series of High Power PoE White-Light LED illuminators provide class leading performance, long life and ultra low maintenance. Designed for internal and external applications they incorporate the very latest surface mount LED's to deliver excellent night-time pictures with improved optical output and outstanding reliability.

The RAYLUX 50 HP PoE White-Light illuminator is designed to provide dedicated lighting for network cameras via a PoE (Power over Ethernet) enabled infrastructure. Installation is as simple as plugging in the PoE enabled network cable. With an in-built photocell plus internal 'Command and Control™' electronics the RAYLUX 50 HP PoE is truly 'plug and play'.

Each unit is fitted with Active LED Life Control to carefully control LED output, delivering consistent illumination power and a projected working life of 10 years.

RAYLUX 50 HP PoE is suitable for all internal and external low light installations up to 50 metres (164ft).



WHITE-LIGHT IN USE:



White-Light off




White-Light on Internal



White-Light on External

COMMAND AND CONTROL TECHNOLOGY™



- Photo-cell adjust
- Photocell
- Power adjust
- 12/24V AC/DC input

POWERFUL

- Distances up to 50m (164ft)
- **PLATINUM[®]** LED technology
- Integrated PSU with 'Command and Control™' electronics

FLEXIBLE

- PoE input
- Internal and external
- Various angles (10°, 30°, 50° or 120°)
- One click easy installation

RELIABLE


- 10 year life
- Active LED Life Control
- Vandal resistant

CONTROLLED

- Automatic operation via photocell
- Even Output Illumination
- Excellent colour rendition

Version 3.1

APPLICATIONS



rayTEC[®]



PoE ENABLED

The RAYMAX 50 and RAYLUX 50 HP PoE series is designed to provide dedicated lighting for IP cameras via a PoE - (Power over Ethernet) enabled network infrastructure. Installation is as simple as plugging in the Ethernet cable. With an in-built photocell plus internal command and control electronics the light is truly plug and play.



ACTIVE LED LIFE CONTROL

All Raytec illuminators employ cutting edge materials science techniques to improve thermal efficiency throughout the unit and ensure continuity of LED power. The New Advanced Cool Running™ system draws heat away from the LEDs, shielding the LED from abnormal stress, and allows Raytec LED products to deliver outstanding performance and consistency of illumination throughout the operational life of the illuminator.



PLATINUM ADVANCED SMT LED TECHNOLOGY

PLATINUM illuminators integrate cutting-edge SMT LED technology, light intensification miniature optics and an enhanced Cool Running™ thermal management system into a single high performance LED. The result is World leading power, reliability and flexibility.



COMMAND AND CONTROL TECHNOLOGY

Integrated into all PoE Illuminators, Command and Control technology provides photocell, photocell level adjustment and power adjustment functionality on the actual illuminator. This eliminates the need for a specialist external power supply.



VANDAL RESISTANT

The polycarbonate lens design protects against severe blows from crowbars, baseball bats and can even withstand successive shots from air pistols and rifles (range dependant).



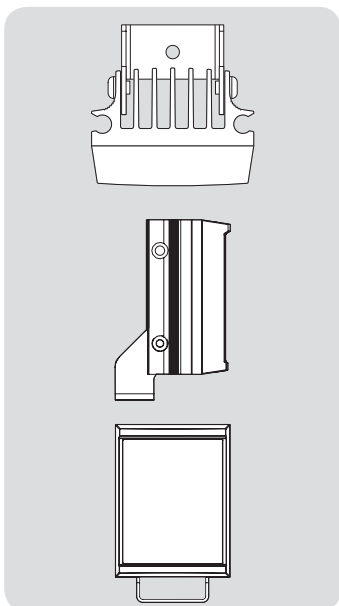
ENERGY SAVING

All Raytec illuminators use high efficiency LED's and advanced control methods to deliver extremely low electrical consumption. Raytec illuminators are energy saving and deliver huge savings in running costs compared to traditional bulb illuminators.

3 YEAR WARRANTY

All Raytec CCTV / PoE illuminators are provided with a 3 year warranty, unmatched anywhere in the CCTV lighting industry. Raytec illuminators provide guaranteed long life!

TECHNICAL SPECIFICATIONS



ILLUMINATOR & INTEGRATED PSU

- Max Distance:* up to 50m (164ft)
- Angle:* 10, 30, 50 or 120 degrees
- Optics:* PLATINUM SMT LED's
- Consumption:* 25W max
- Weight:* 1.0kg (2.2lbs)
- Environmental:* Internal and External Applications Only
- Temp Range:* -30 to +50°C (-58 to 122°F)
- Colour:* Silver
- Wavelength:* White-Light
- Dimensions:* 135 x 100 x 63mm
5.25" x 4" x 2.5" approx

BRACKETRY
U Bracket included

INTEGRATED POWER SUPPLY

- Input:* PoE
- Power over Ethernet (PoE):* IEEE802af Compliant Interface
Power classification (class 0)
- Output:* 25W max (adjustable)
- Photocell:* Integrated (adjustable sensitivity)
- Power Control:* Full 10-100% adjustment

PART CODES & DISTANCES

RL50-10-IP	RAYLUX 50, 10°	White-Light & integrated PSU	50m (164ft)
RL50-30-IP	RAYLUX 50, 30°	White-Light & integrated PSU	35m (115ft)
RL50-50-IP	RAYLUX 50, 50°	White-Light & integrated PSU	25m (82ft)
RL50-120-IP	RAYLUX 50, 120°	White-Light & integrated PSU	10m (33ft)



Europe / Middle East: Tel: +44 (0) 1670 520055
Americas (Toll Free): Tel: +1 888 505 8335

Email: sales@rayteccctv.com
Email: ussales@rayteccctv.com
Web: www.rayteccctv.com