


LP-2330 and **LP-2350** PoE and Ethernet Extenders

- Extends the incoming Data AND PoE Power 328ft/100mtr
- Powered by incoming PoE Power (no local PSU required)
- Cost Effective vs alternative solutions

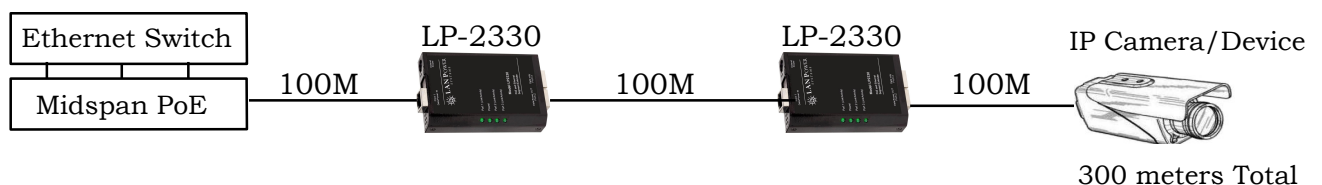


The LAN-Power **LP-2330** and **LP-2350** PoE and Ethernet Data Segment Extenders enable the extension of both Power over Ethernet (PoE) and Ethernet Data, over standard CAT 5 (or above) cabling, beyond the specified 328 feet (100 meter) lengths for 10/100Base T Networks. They forward both PoE Power and Ethernet Data for one additional 328 feet (100 meter) segment per installed unit. Multiple units can be installed in series for longer distance applications, with no degradation in network speed or added latency. The **LP-2330** is designed for internal applications and the **LP-2350**, with its weather-resistant enclosure (IP 67 Rated), is designed for external applications. The LP-2350 includes back plate mounting bracket and three (3) external wiring grommets.


Both units are capable of being powered by a remote PoE Midspan device or Ethernet Switch with standard PoE power and require no separate power connection in the local cable segment. (Note: up to 2 units maximum in a single channel.) This makes it extremely easy and cost effective to connect and power IP devices, such as IP Cameras, at distances further than previously possible and without the need for costly Fiber cabling and/or remote power sources.

The **LP-2330** and **LP-2350** use 2 Watts max of incoming PoE power to operate. Once two units have been installed in the Ethernet segment, the **LP-2330** and **LP-2350** can use an optional **LP-2330PSU** (Power Supply Unit) which will then boost the PoE Power Output to span 3 additional 100m segments. The **LP-2330** and **LP-2350** have an additional (3rd) RJ45 Port allowing a local connection of a PC or Laptop. Both units have diagnostic LEDs showing status of unit power, Data links and activity on each port.

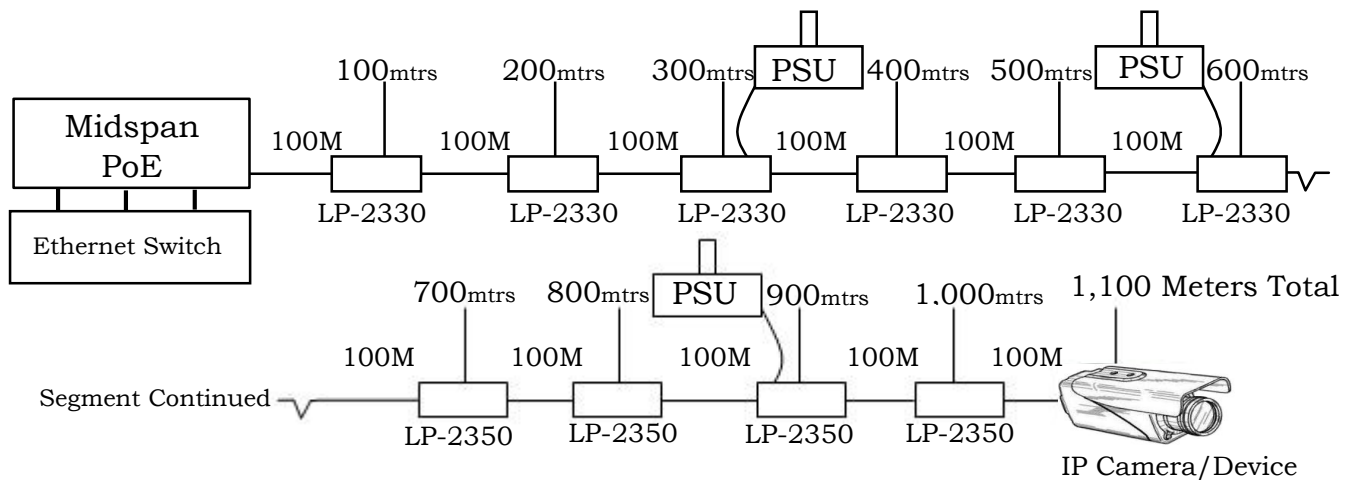
300 Meter Segment for IP Camera Installation - Indoor



300 Meter Segment for IP Camera Installation - Outdoor



1,100 Meters Maximum Segment length using LP-2330PSU with every 3rd LP-2330 or LP-2350



LP-2330 and LP-2350 Technical Specifications

Ethernet Connectors:

RJ45 x 3:

- Data/PoE Input
- Data/PoE Output
- Local PC connection

Cable Type: UTP LAN Data Cabling
Category 5 or better

Data Rates: 10Mb or 100Mb Full Duplex

LED Indicators:

Power: Unit receiving PoE and able to forward PoE

Link: Network connection present to Ethernet Switch

Activity: Data packets passing through unit connections

POWER

Unit power: 2 watts maximum, taken
From PoE switch or Midspan
or OPTIONAL Accessory Mains
Power Supply (LP-2300PSU)

PoE Forwarding: Complies with 802.3af
PoE standard

PoE Wattage: Origination amount less
2 less watts per LP-2330/
LP-2350 unit

ENVIRONMENTAL

Operating Temp: LP2330 = -10° C to 50° C

Operating Temp: LP2350 = -30° C to 70° C

Relative Humidity: 85% non-condensing

LP-2330 Dimensions: 4"(L) x 2 2/5"(W) x 3/4"(H)

LP-2330 Weight: 4oz

LP-2350 Dimensions: 11 4/5"(L) x 7 1/4"(W) x 3 1/4"(H)

LP-2350 Weight: 6 1/4 Lbs.

Compliance: CE, FCC, RoHS



Product Ordering Information

LP-2330 PoE and Ethernet Segment Extender – Internal Use

LP-2350 PoE and Ethernet Segment Extender - External Use

LP-2300PSU Optional Accessory Mains Power Supply Unit Supply
(use to power LP-2330 and/or LP-2350 and boost PoE output to 30 Watts)