

Fiber Zone Box (FZB-04U)



A LANscape®
Solutions Product

features and benefits |

Removable backplate	Eases installation
Robust lock	Additional security
UL-Listed to United States and Canadian safety standards, NEMA 1, 2, 5, 12K rated	Safety
Includes 4U of 19-in rack space	Copper and fiber options
Multiposition bulkhead	Dramatically increases ease of use in subfloor/overhead applications


Corning Cable Systems Fiber Zone Box is a cabling infrastructure distribution facility for passive applications in zone cabling. It is ideal for interconnect or cross-connect points in data center zone or horizontal distribution areas. Sized to fit a 2 x 2 ft drop ceiling or subfloor opening, it can also be mounted to a wall and is equipped with a sealing to inhibit dust and liquid penetration. The box accepts up to 12 LANscape® Solutions CCH connector panels or modules for LC duplex, SC, SC duplex, FC, MT-RJ, ST® Compatible and MTP® Connector fiber termination and distribution. It will also accept up to 24 buffer tube fan-out kits.

Each of the 12 cable entry points contain 1-in and 2.5-in concentric knockouts. The white, hinged removable door matches ceiling tiles and is equipped with a key lock.



Fiber Zone Box (FZB-04U)

A LANscape®
Solutions Product



Fiber Zone Box Configured for 12 CCH Connector Panels or Modules | Photo LAN594

specifications |

	Dimensions (H x W x D) cm (in)	Shipping Weight kg (lb)
FZB-04U	54 x 54 x 21.6 (21.25 x 21.25 x 8.5)	6.8 (15)

ordering information |

Part Number	Description
FZB-04U	Fiber Zone Box; accepts up to 12 CCH connector panels or modules or up to 4U of 19-in rack-mountable items; includes 2 universal cable clamps (UCCs), edge grommet, labels and tie wraps

Accessories

UCC-001	Universal Cable Clamp Strain-Relief Kit for 0.375- to 1.125-in cable diameters
UCC-005	Universal Cable Clamp Strain-Relief Kit for 5 cables with 0.4-in maximum O.D.
CPP-01U-PNL	1U Bracket that holds 2 CCH panels or modules; occupies (1) 1.75-in vertical rack space and can be used with standard 19-in equipment racks
CPP-M3-01U	1U Bracket that holds 3 HDH panels or modules; occupies (1) 1.75-in vertical rack space and can be used with standard 19-in equipment racks
FZB-SPLC-85	Splice Accessory for the FZB-04U designed to work with CCH-style panels as well as the new reduced-depth CCH modules; accommodates up to (12) 0.2 in or (6) 0.4 in Type S or Type R splice trays
FZB-04U-CLG	Accessory Kit for ceiling installation of FZB-04U

Note: Connector panels and modules must be ordered separately.

Corning Cable Systems LLC • PO Box 489 • Hickory, NC 28603-0489 USA
800-743-2675 • FAX: 828-325-5060 • International: +1-828-901-5000 • www.corning.com/cablesystems

Corning Cable Systems reserves the right to improve, enhance and modify the features and specifications of Corning Cable Systems products without prior notification. LANscape is a registered trademark of Corning Cable Systems Brands, Inc. Plug & Play is a trademark of Corning Cable systems Brands, Inc. ST is a registered trademark of Lucent Technologies. All other trademarks are the properties of their respective owners. Corning Cable Systems is ISO 9001 certified. © 2001, 2010 Corning Cable Systems. All rights reserved. Published in the USA. LAN-36-EN / October 2010